Product datasheet

Specifications



Inductive proximity sensors XS, inductive sensor XS9 M12, L60mm, full SS 316L, Sn6 mm, 12...24 VDC, M12

XS912S1PAM12

EAN Code : 3389119079143

Main

Range of product	Telemecanique Inductive proximity sensors XS
Series name	Application
Sensor type	Inductive proximity sensor
Device application	Food and beverage
Market segment	Pharmaceutical
Sensor name	XS9
Sensor design	Cylindrical M12
Size	60 mm
Body type	Single piece body
Enclosure material	Stainless steel 316L
Type of output signal	Discrete
Wiring technique	3-wire
[Sn] nominal sensing distance	6 mm
Discrete output function	1 NO
Discrete output type	PNP
Electrical connection	Male connector M12, 4 pins
[Us] rated supply voltage	12...24 V DC with reverse polarity protection
Switching capacity in mA	<= 200 mA with overload and short-circuit protection
IP degree of protection	IP69K conforming to DIN 40050 IP68 conforming to IEC 60529

Complementary

Thread type	M12 x 1
Detection face	Frontal
Detector flush mounting acceptance	Flush mountable
Material	Stainless steel 316L
Front material	Stainless steel 316L
Sensing range	> 4...8 mm

Disclaimer: This documentation is not intended as a substitute for and is not to be used for determining suitability or reliability of these products for specific user applications

Operating zone	0…4.8 mm
Differential travel	1...15 % of Sr
Repeat accuracy	<= 5 % of Sr
Output circuit type	DC
Status LED	Output state: 1 LED (yellow)
Supply voltage limits	10…30 V DC
Maximum residual current	0.1 mA open state
Switching frequency	<= 600 Hz
Maximum voltage drop	<2 V (closed)
Current consumption	<= 10 mA no-load
Maximum delay first up	40 ms
Maximum delay response	0.00006 ms
Maximum delay recovery	0.015 ms
Marking	CE
Threaded length	41 mm
Height	12 mm
Length	60 mm
Product weight	0.024 kg

Environment

Product certifications	cULus Ecolab
Ambient air temperature for operation	-25…85 °C
Ambient air temperature for storage	-25…85 °C
Vibration resistance	25 gn amplitude = +/- 1 mm (f = 10…55 Hz) conforming to IEC 60068-2-6
Shock resistance	30 gn for 11 ms conforming to IEC 60068-2-27

Packing Units

Unit Type of Package 1	PCE
Number of Units in Package 1	1
Package 1 Height	1.5 cm
Package 1 Width	10.0 cm
Package 1 Length	11.0 cm
Package 1 Weight	33.0 g
Unit Type of Package 2	S01
Number of Units in Package 2	25
Package 2 Height	15.0 cm
Package 2 Width	15.0 cm
Package 2 Length	40.0 cm
Package 2 Weight	981.0 g

Offer Sustainability

REACh Regulation	REACh Declaration

EU RoHS Directive	Not applicable, out of EU RoHS legal scope

Contractual warranty

Warranty	18 months

Product datasheet XS912S1PAM12

Dimensions Drawings

Dimensions

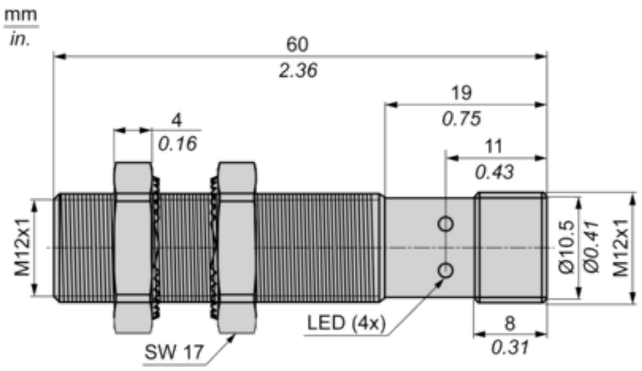

Minimum Mounting Distances in mm

Side by side

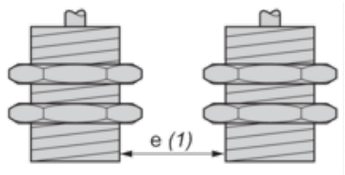

e (1) ≥ 38 mm/1.50 in.

Face to face

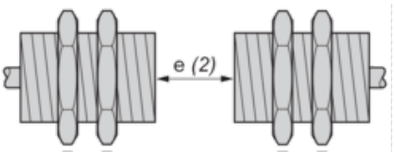

e (2) ≥ 30 mm/1.18 in.

Facing a metal object

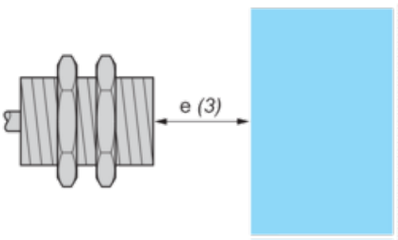

e (3) ≥ 20 mm/0.79 in.

Mounted in a metal support

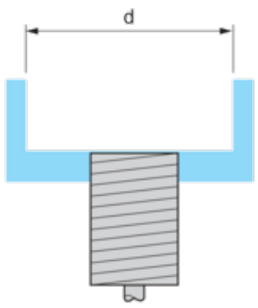

d ≥ 24 mm/0.94 in.

Wiring Schemes

M12 connector

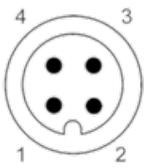

PNP

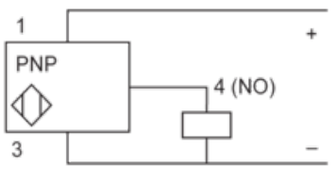

1 : (+)
2 : Not connected
3 : (-)
4 : NO Output

Recommended replacement(s)