# 15 and 16 Series
# BSP and hose fittings

- **Port size: M5, 1/8" ... 1"**
- **Extensive range of shapes and sizes including manifolds**
- **High temperature and pressure aluminium sealing washers supplied with ISO G threads**



## Technical features

**Medium:**
Compressed air and fluid compatible with sealing materials

**Thread forms:**
Tapered in conformity with ISO 7.1, BS 21, DIN 2999.
Parallel in conformity with ISO 228 Class A.
Metric in conformity with ISO R/262.

**Operating pressure:**
Generally limited by tubing specification except where polyamide sealing washers are used (banjo bolts and M5 units). In these cases pressure is limited to 18 bar (261 psi).
Flow regulating banjos are limited to 1 ... 10 bar (1 ... 145 psi) operating range. Suitable for vacuum applications.

**Ambient/Media temperature:**
Generally limited by tubing specification except where polyamide sealing washers are used (banjo bolts, & M5 units). In these cases temperature is limited to
-20 ... +70°C (-4 ... 158°F)

**Materials:**
Body of the fittings are made from Brass type; OT UNI EN 12164/5 CW 614/7N and undergo to a nickel-plating process.
Other materials will be specified with the fitting details.
All ISO G male threads supplied with flat soft alloy washer unless stated otherwise.

Our policy is one of continued research and development. We therefore reserve the right to amend, without notice, the specifications given in this document. (2001 - 9028k) © 2020 Norgren Ltd.

NORGREN

## Straight adaptors, connectors and plugs

ISO G - Reducing connector 16023



Page 3

ISO G - Expanding connector 16023



Page 3

NPT – ISO G Expanding connector 15023



Page 3

ISO G – ISO R Reducing connector 15023



Page 3

NPT - ISO R Adaptor 15423



Page 3

ISO G - NPT Adaptor 17223



Page 3

Metric and ISO G - Bulkhead connector 16029



Page 4

ISO G - Sleeve adaptor 16022



Page 4

Metric - ISO G - Nipple adaptor 16020



Page 4

ISO R - Nipple adaptor 15020



Page 4

ISO R - NPT - Nipple adaptor 15420



Page 4

ISO R - Flat union 15033



Page 5

ISO R - Conical union 1503D



Page 5

ISO R - Hose adaptor 29117



Page 5

ISO G - Hose adaptor 29217



Page 5

ISO G - Plug with flange - hex 16206



Page 6

ISO G - Plug with flange - spanner 16005



Page 6

ISO G - Plug 16213



Page 6

ISO R - Plug 1500



Page 6

ISO R - Plug 15113



Page 6

ISO R - Plug Brass (unplated) 25013



Page 6

## Elbow adaptors and T-connectors

ISO G - Elbow connector 16042



Page 7

ISO G - ISO R - Elbow connector 15043



Page 7

ISO R - Elbow connector 15040



Page 7

ISO G - Tee connector 16062



Page 8

ISO R - Tee connector 15060



Page 8

ISO G - ISO R Tee connector 15069



Page 8

ISO G - ISO R Tee connector 15072



Page 8

ISO G - Cross 16092



Page 8

ISO G - Cross block 16094



Page 8

ISO G - Manifold - singlesided - Brass 34050



Page 9

ISO G - Manifold - single sided - Aluminium 162B4 and 162B6



Page 9

ISO G - Manifold - double sided - Aluminium 162C4 and 162C6



Page 9

## Elbow banjos

ISO G - Banjo elbow assembly - regulating out 16K51



Page 10

ISO G - Banjo elbow assembly - non-regulating 16A51



Page 10

ISO G - Banjo elbow body 160511



Page 10

ISO G - Regulating bolt 20K00, 20L00 and 20M00



Page 10

ISO G - Non-regulating bolt 20A00 and 20B00



Page 10

## Seals

Copper seal 48021301 ... 08



Page 11

Banjo bolt head sealing washer 48030801 ... 04



Page 11

Banjo bolt thread sealing washer 48030001 ... 04



Page 11

## Accessories

PTFE sealing tape DB-R-12



Page 11



Our policy is one of continued research and development. We therefore reserve the right to amend, without notice, the specifications given in this document. (2001 - 9028k) © 2020 Norgren Ltd.

## ISO G - Reducing connector 16023

Nickel plated brass, aluminium seals



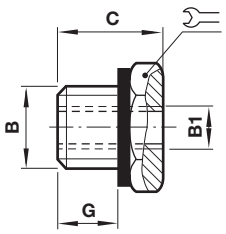


| B | B1 | C | G | ⌓ | Model |
|---|---|---|---|---|---|
| G1/8 | M5 | 10,5 | 6 | 14 | 160231805 |
| G1/4 | G1/8 | 13 | 8 | 17 | 160232818 |
| G3/8 | G1/8 | 14 | 9 | 19 | 160233818 |
| G3/8 | G1/4 | 14 | 9 | 19 | 160233828 |
| G1/2 | G1/8 | 15,5 | 10 | 24 | 160234818 |
| G1/2 | G1/4 | 15,5 | 10 | 24 | 160234828 |
| G1/2 | G3/8 | 15,5 | 10 | 24 | 160234838 |
| G3/4 | G1/4 | 17,5 | 12 | 30 | 160236828 |
| G3/4 | G3/8 | 17,5 | 12 | 30 | 160236838 |
| G3/4 | G1/2 | 17,5 | 12 | 30 | 160236848 |

## ISO G - Expanding connector 16023

Nickel plated brass, aluminium seals



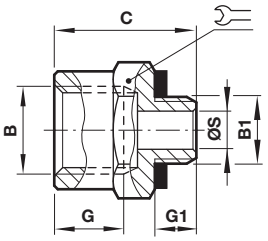


| B | B1 | C | G | G1 | Ø S | ⌓ | Model |
|---|---|---|---|---|---|---|---|
| G1/8 | M5 | 14,5 | 8,5 | 4 | 2,5 | 14 | 160230518 |
| G1/4 | G1/8 | 20,5 | 12 | 6 | 5,5 | 17 | 160231828 |
| G3/8 | G1/8 | 21,5 | 10,5 | 6 | 5,5 | 22 | 160231838 |
| G3/8 | G1/4 | 23,5 | 13 | 8 | 8 | 22 | 160232838 |
| G1/2 | G1/4 | 26,5 | 16 | 8 | 8 | 26 | 160232848 |
| G1/2 | G3/8 | 36,5 | 16 | 9 | 11 | 26 | 160233848 |
| G3/4 | G1/2 | 31 | 16,5 | 10 | 15 | 32 | 160234868 |

## ISO G - ISO R - Expanding connector 15023

Nickel plated brass



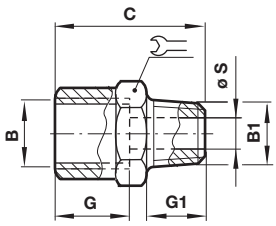


| B | B1 | C | G | G1 | Ø S | ⌓ | Model |
|---|---|---|---|---|---|---|---|
| G1/4 | R1/8 | 22 | 12,5 | 7,5 | 5,5 | 17 | 150231828 |
| G3/8 | R1/8 | 22,5 | 7,5 | 10,5 | 5 | 22 | 150231838 |
| G3/8 | R1/4 | 27 | 13 | 11 | 8 | 22 | 150232838 |
| G1/2 | R1/4 | 30 | 16 | 11 | 8 | 26 | 150232848 |
| G1/2 | R3/8 | 30,5 | 16 | 11 | 11 | 26 | 150233848 |
| G3/4 | R3/8 | 38,5 | 12,5 | 16,5 | 11 | 32 | 150233868 |
| G3/4 | R1/2 | 35 | 16,5 | 14 | 15 | 32 | 150234868 |
| G1 | R3/4 | 45 | 19 | 19 | 18 | 41 | 150236888 |

## ISO G - ISO R - Reducing connector 15023

Nickel plated brass

Dimensions in mm
Projection/First angle



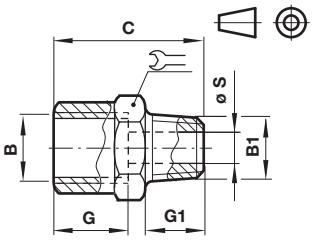


| B | B1 | C | G | G1 | Ø S | ⌓ | Model |
|---|---|---|---|---|---|---|---|
| G1/8 | R1/8 | 20 | 10 | 7,5 | 5,5 | 14 | 150231818 |
| G1/8 | R1/4 | 16 | 12 | 11 | 6 | 14 | 150232818 |
| G1/4 | R1/4 | 26 | 12 | 11 | 8 | 17 | 150232828 |
| G1/8 | R3/8 | 16,5 | 12 | 11,5 | 6 | 17 | 150233818 |
| G1/4 | R3/8 | 16,5 | 11,5 | 13 | 8,5 | 17 | 150233828 |
| G3/8 | R3/8 | 27,5 | 13 | 11,5 | 11 | 22 | 150233838 |
| G1/8 | R1/2 | 19,5 | 12 | 7,5 | 5,5 | 22 | 150234818 |
| G1/4 | R1/2 | 19,5 | 13 | 14 | 9,5 | 22 | 150234828 |
| G3/8 | R1/2 | 19,5 | 13 | 14 | 14 | 22 | 150234838 |
| G1/2 | R1/2 | 33 | 16 | 14 | 15 | 26 | 150234848 |
| G1/4 | R3/4 | 23,5 | 16,5 | 11,5 | 8 | 27 | 150236828 |
| G3/8 | R3/4 | 23,5 | 11,5 | 16,5 | 20 | 27 | 150236838 |
| G1/2 | R3/4 | 23,5 | 17 | 16,5 | 16 | 27 | 150236848 |
| G1/2 | R1 | 26,5 | 19 | 13 | 15 | 34 | 150238848 |
| G3/4 | R1 | 27,5 | 19 | 16,5 | 24,5 | 34 | 150238868 |

## NPT – ISO G - Adaptor 15423

Nickel plated brass



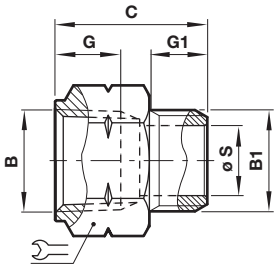


| B | B1 | C | G | G1 | Ø S | ⌓ | Model |
|---|---|---|---|---|---|---|---|
| 1/8 NPT | G1/8 | 17 | 9,5 | 6 | 5,5 | 14 | 154231818 |
| 1/4 NPT | G1/4 | 23 | 13,5 | 8 | 8 | 17 | 154232828 |
| 3/8 NPT | G3/8 | 24 | 13,5 | 9 | 11 | 22 | 154233838 |
| 1/2 NPT | G1/2 | 31,5 | 17,5 | 12 | 14,5 | 27 | 154234848 |

## ISO G - NPT - Adaptor 17223

Nickel plated brass



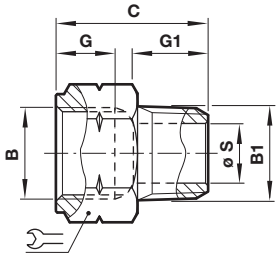


| B | B1 | C | G | G | Ø S | ⌓ | Model |
|---|---|---|---|---|---|---|---|
| G1/4 | 1/4 NPT | 27 | 12 | 13 | 8 | 17 | 172232828 |
| G3/8 | 3/8 NPT | 28 | 13 | 13 | 11 | 22 | 172233838 |



Our policy is one of continued research and development. We therefore reserve the right to amend, without notice, the specifications given in this document. (2001 - 9028k) © 2020 Norgren Ltd.

## Metric and ISO G - Bulkhead connector 16029

Nickel plated brass



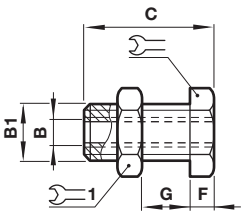


| B | B1 | C | F | G max. | ⌓ | ⌓1 | Model |
|---|---|---|---|---|---|---|---|
| M5 | M10x1,0 | 14 | 3,5 | 7 | 14 | 14 | 160290005 |
| G1/8 | M16x1,5 | 18 | 4 | 10 | 19 | 22 | 160290018 |
| G1/4 | M20x1,5 | 25 | 4 | 16 | 24 | 27 | 160290028 |
| G3/8 | M26x1,5 | 26 | 5 | 15 | 30 | 32 | 160290038 |
| G1/2 | M28x1,5 | 33 | 6 | 21 | 32 | 36 | 160290048 |
| G3/4 | M33x1,5 | 36,5 | 6 | 22,5 | 41 | 41 | 160290068 |
| G1 | M42x1,5 | 41,5 | 8 | 24,5 | 46 | 50 | 160290088 |
| G1 1/4 | M48x1,5 | 50 | 8 | 29,5 | 55 | 55 | 1602900A8 |

## ISO G - Sleeve adaptor 16022

Nickel plated brass



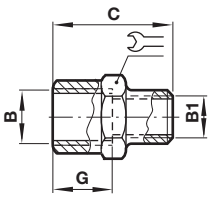


| B | B1 | C | G | ⌓ | Model |
|---|---|---|---|---|---|
| M5 | M5 | 11 | 11 | 8 | 160220505 |
| G1/8 | M5 | 13 | 7,5 | 14 | 160221805 |
| G1/8 | G1/8 | 15 | 15 | 14 | 160221818 |
| G1/4 | G1/8 | 19 | 11 | 17 | 160222818 |
| G1/4 | G1/4 | 22 | 22 | 17 | 160222828 |
| G3/8 | G1/8 | 20 | 11,5 | 22 | 160223818 |
| G3/8 | G1/4 | 23 | 11,5 | 22 | 160223828 |
| G3/8 | G3/8 | 24 | 24 | 22 | 160223838 |
| G1/2 | G1/8 | 24 | 14 | 24 | 160224818 |
| G1/2 | G1/4 | 25 | 14 | 24 | 160224828 |
| G1/2 | G3/8 | 27,5 | 16 | 24 | 160224838 |
| G1/2 | G1/2 | 30 | 30 | 26 | 160224848 |
| G3/4 | G1/2 | 30 | 16,5 | 30 | 160226848 |
| G3/4 | G3/4 | 32 | 31 | 32 | 160226868 |
| G1 | G3/4 | 41 | 20 | 40 | 160228868 |

## NPT - ISO R - Nipple adaptor 15420

Nickel plated brass



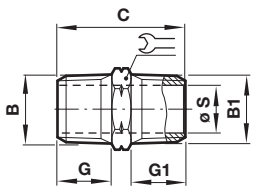


| B | B1 | C | G | G1 | Ø S | ⌓ | Model |
|---|---|---|---|---|---|---|---|
| 1/8 NPT | R1/8 | 21,5 | 8,5 | 8,5 | 5,5 | 12 | 154201818 |
| 1/4 NPT | R1/4 | 31 | 13 | 13 | 8 | 14 | 154202828 |
| 3/8 NPT | R3/8 | 31 | 13 | 13 | 11 | 19 | 154203838 |
| 1/2 NPT | R1/2 | 40 | 17 | 17 | 16,5 | 22 | 154204848 |

## Metric - ISO G - Nipple adaptor 16020

Nickel plated brass, aluminium seals

Dimensions in mm
Projection/First angle



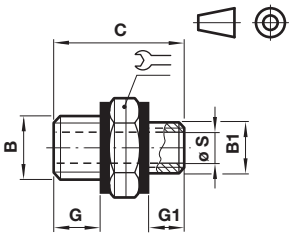


| B | B1 | C | G | G1 | Ø S | Ø S1 | ⌓ | Model |
|---|---|---|---|---|---|---|---|---|
| M5 | M5 | 11,5 | 4 | 4 | 2,5 | 2,5 | 8 | 160200505 |
| G1/8 | M5 | 14,5 | 6 | 4 | 5,5 | 3,5 | 14 | 160201805 |
| G1/8 | G1/8 | 16,5 | 6 | 6 | 5,5 | 5,5 | 14 | 160201818 |
| G1/4 | G1/8 | 19 | 8 | 6 | 8 | 5,5 | 17 | 160202818 |
| G1/4 | G1/4 | 21 | 8 | 8 | 8 | 8 | 17 | 160202828 |
| G3/8 | G1/4 | 22 | 9 | 8 | 11 | 8 | 19 | 160203828 |
| G3/8 | G3/8 | 23 | 9 | 9 | 11 | 11 | 19 | 160203838 |
| G1/2 | G1/4 | 23,5 | 10 | 8 | 15 | 8 | 24 | 160204828 |
| G1/2 | G3/8 | 24,5 | 10 | 9 | 15 | 11 | 24 | 160204838 |
| G1/2 | G1/2 | 25,5 | 10 | 10 | 15 | 15 | 24 | 160204848 |
| G3/4 | G1/2 | 27,5 | 12 | 10 | 20 | 15 | 30 | 160206848 |
| G3/4 | G3/4 | 29,5 | 12 | 12 | | 20 | 30 | 160206868 |
| G1 | G1 | 32 | 12 | 12 | | 24 | 40 | 160208888 |

## ISO R - Nipple adaptor 15020

Nickel plated brass



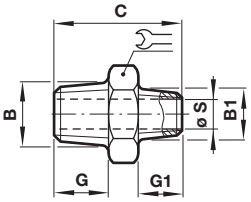


| B | B1 | C | G | G1 | Ø S | Ø S1 | ⌓ | Model |
|---|---|---|---|---|---|---|---|---|
| R1/8 | R1/8 | 19,5 | 7,5 | 7,5 | 5,5 | 5,5 | 12 | 150201818 |
| R1/4 | R1/8 | 23,5 | 11 | 7,5 | 8 | 5,5 | 14 | 150202818 |
| R1/4 | R1/4 | 27 | 11 | 11 | 8 | 8 | 14 | 150202828 |
| R3/8 | R1/8 | 24 | 11,5 | 7,5 | 11 | 5,5 | 17 | 150203818 |
| R3/8 | R1/4 | 27,5 | 11,5 | 11 | 11 | 8 | 17 | 150203828 |
| R3/8 | R3/8 | 28 | 11,5 | 11,5 | 11 | 11 | 17 | 150203838 |
| R1/2 | R1/8 | 27 | 14 | 7,5 | 15 | 5,5 | 22 | 150204818 |
| R1/2 | R1/4 | 30,5 | 14 | 11 | 15 | 8 | 22 | 150204828 |
| R1/2 | R3/8 | 31 | 14 | 11,5 | 15 | 11 | 22 | 150204838 |
| R1/2 | R1/2 | 33,5 | 14 | 14 | 15 | 15 | 22 | 150204848 |
| R3/4 | R1/2 | 37,5 | 16,5 | 14 | 19 | 15 | 27 | 150206848 |
| R3/4 | R 3/4 | 40 | 16,5 | 16,5 | 19 | 19 | 27 | 150206868 |
| R1 | R3/4 | 44 | 19 | 16,5 | 24 | 19 | 34 | 150208868 |
| R1 | R1 | 46,5 | 19 | 19 | 24 | 24 | 34 | 150208888 |



Our policy is one of continued research and development. We therefore reserve the right to amend, without notice, the specifications given in this document. (2001 - 9028k) © 2020 Norgren Ltd.

## ISO R - Flat union 15033

Nickel plated brass, O-ring NBR
Temperature: -20 ... +80°C
Operating pressure: -1 ... +15 bar



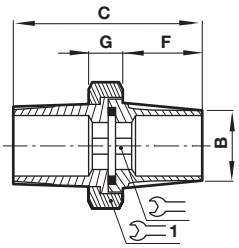


| B | C | F | G | ⌲ | ⌲1 | Model |
|---|---|---|---|---|---|---|
| R1/8 | 33,5 | 10 | 8,5 | 5 | 15 | 150331818 |
| R1/4 | 42 | 13 | 10,5 | 8 | 24 | 150332828 |
| R3/8 | 43 | 13 | 11 | 10 | 27 | 150333838 |
| R1/2 | 52 | 17,5 | 11,5 | 14 | 30 | 150334848 |
| R3/4 | 56,5 | 19 | 12,5 | 17 | 38 | 150336868 |
| R1 | 68 | 23 | 16 | 19 | 46 | 150338888 |

## ISO R - Conical union 1503D

Brass, O-ring NBR
Temperature: -20 ... +80°C
Operating pressure: -1 ... +15 bar

Dimensions in mm
Projection/First angle



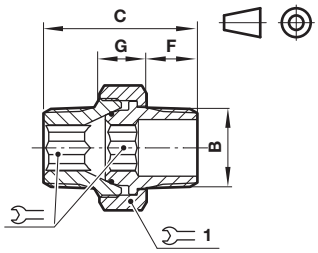


| B | C | F | G | ⌲ | ⌲1 | Model |
|---|---|---|---|---|---|---|
| R1/8 | 27 | 9 | 8,5 | 5 | 15 | 1503D1818 |
| R1/4 | 33,5 | 11,5 | 9,5 | 6 | 19 | 1503D2828 |
| R3/8 | 36,5 | 13 | 10 | 8 | 22 | 1503D3838 |
| R1/2 | 45 | 16 | 12 | 12 | 27 | 1503D4848 |
| R3/4 | 54 | 18 | 17 | 14 | 36 | 1503D6868 |
| R1 | 65 | 21,5 | 20 | 19 | 46 | 1503D8888 |

## ISO R - Hose adaptor 29117

Nickel plated brass



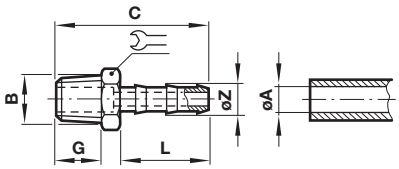


| Ø A | B | C | G | L | ⌲ | Ø Z | Model |
|---|---|---|---|---|---|---|---|
| 4 | R1/8 | 32 | 7,5 | 19,5 | 12 | 6 | 291170418 |
| 4 | R1/4 | 35,5 | 11 | 19,5 | 14 | 6 | 291170428 |
| 6 | R1/8 | 32 | 7,5 | 19,5 | 12 | 8 | 291170618 |
| 6 | R1/4 | 35,5 | 11 | 19,5 | 14 | 8 | 291170628 |
| 6 | R3/8 | 36 | 11,5 | 19,5 | 17 | 8 | 291170638 |
| 7 | R1/8 | 32 | 7,5 | 19,5 | 14 | 9 | 291170718 |
| 7 | R1/4 | 35 | 11 | 19,5 | 17 | 9 | 291170728 |
| 7 | R3/8 | 36 | 11,5 | 19,5 | 17 | 9 | 291170738 |
| 8 | R1/8 | 32 | 7,5 | 19,5 | 12 | 10 | 291170818 |
| 8 | R1/4 | 35,5 | 11 | 19,5 | 14 | 10 | 291170828 |
| 8 | R3/8 | 36 | 11,5 | 19,5 | 17 | 10 | 291170838 |
| 8 | R1/2 | 39 | 14 | 19,5 | 22 | 10 | 291170848 |
| 9 | R1/8 | 32 | 7,5 | 19,5 | 12 | 11 | 291170918 |
| 9 | R1/4 | 35,5 | 11 | 19,5 | 14 | 11 | 291170928 |
| 9 | R3/8 | 36 | 11,5 | 19,5 | 17 | 11 | 291170938 |
| 9 | R1/2 | 39 | 14 | 19,5 | 17 | 11 | 291170948 |
| 10 | R1/4 | 35,5 | 11 | 19,5 | 14 | 12 | 291171028 |
| 10 | R3/8 | 36 | 11,5 | 19,5 | 17 | 12 | 291171038 |
| 10 | R1/2 | 39 | 14 | 19,5 | 22 | 12 | 291171048 |
| 12 | R3/8 | 36 | 11,5 | 19,5 | 17 | 14 | 291171238 |
| 12 | R1/2 | 39 | 14 | 19,5 | 22 | 14 | 291171248 |
| 13 | R1/4 | 35,5 | 11 | 19,5 | 22 | 15 | 291171328 |
| 13 | R3/8 | 36 | 11,5 | 19,5 | 17 | 15 | 291171338 |
| 13 | R1/2 | 39 | 14 | 19,5 | 22 | 15 | 291171348 |
| 13 | R3/4 | 43,5 | 14,5 | 19,5 | 27 | 15 | 291171368 |
| 16 | R3/8 | 36 | 11,5 | 19,5 | 19 | 18 | 291171638 |
| 16 | R1/2 | 39 | 14 | 19,5 | 22 | 18 | 291171648 |
| 16 | R3/4 | 43,5 | 16,5 | 19,5 | 27 | 18 | 291171668 |
| 19 | R3/8 | 47,5 | 11,5 | 30 | 22 | 21 | 291171938 |
| 19 | R1/2 | 49,5 | 14 | 30 | 22 | 21 | 291171948 |
| 19 | R3/4 | 54 | 16,5 | 30 | 27 | 21 | 291171968 |
| 25 | R3/4 | 52,5 | 14,5 | 30 | 28 | 27 | 291172568 |
| 25 | R1 | 53,5 | 16 | 30 | 34 | 27 | 291172588 |
| 32 | R1 | 55 | 16 | 30 | 36 | 34 | 291173288 |

## Metric and ISO G - Hose adaptor 29217

Nickel plated brass, aluminium seals



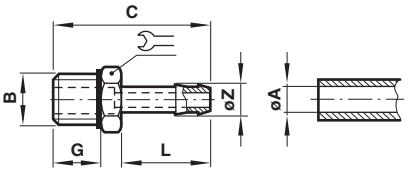


| Ø A | B | C | G | L | ⌲ | Ø Z | Model |
|---|---|---|---|---|---|---|---|
| 3 | M5 | 15,5 | 4 | 7,5 | 8 | 3,5 | 292170305 |
| 4 | G1/8 | 30 | 6 | 20 | 14 | 6,5 | 292170418 |
| 4 | G1/4 | 33 | 8 | 20 | 17 | 6,5 | 292170428 |
| 5 | G1/8 | 30 | 6 | 20 | 14 | 7,5 | 292170518 |
| 6 | G1/8 | 30 | 6 | 20 | 14 | 8,5 | 292170618 |
| 6 | G1/4 | 33 | 8 | 20 | 17 | 8,5 | 292170628 |
| 9 | G1/8 | 30 | 6 | 20 | 14 | 11,5 | 292170918 |
| 9 | G1/4 | 33 | 8 | 20 | 17 | 11,5 | 292170928 |
| 9 | G3/8 | 34 | 9 | 20 | 19 | 11,5 | 292170938 |
| 9 | G1/2 | 35,5 | 10 | 20 | 24 | 11,5 | 292170948 |
| 10 | G1/4 | 33 | 8 | 20 | 17 | 12,5 | 292171028 |
| 10 | G3/8 | 34 | 9 | 20 | 19 | 12,5 | 292171038 |
| 10 | G1/2 | 37,5 | 10 | 22 | 24 | 12,5 | 292171048 |
| 13 | G1/4 | 33 | 8 | 20 | 17 | 15,5 | 292171328 |
| 13 | G3/8 | 34 | 9 | 20 | 19 | 15,5 | 292171338 |
| 13 | G1/2 | 37,5 | 10 | 22 | 24 | 15,5 | 292171348 |
| 13 | G3/4 | 39,5 | 12 | 22 | 30 | 15,5 | 292171368 |
| 19 | G3/4 | 41,5 | 12 | 24 | 30 | 21,5 | 292171968 |



Our policy is one of continued research and development. We therefore reserve the right to amend, without notice, the specifications given in this document. (2001 - 9028k) © 2020 Norgren Ltd.

## ISO G - Plug with flange - spanner 16005

Nickel plated brass, aluminium seals



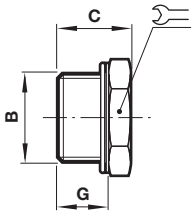


| B | C | G | ⌯ | Model |
|---|---|---|---|---|
| M5 | 8 | 4,5 | 8 | 160050005 |
| G1/8 | 10 | 6,5 | 14 | 160050018 |
| G1/4 | 13 | 9 | 17 | 160050028 |
| G3/8 | 13,5 | 9,5 | 19 | 160050038 |
| G1/2 | 14,5 | 10 | 24 | 160050048 |
| G3/4 | 16 | 11 | 30 | 160050068 |
| G1 | 17 | 12 | 40 | 160050088 |

## ISO G - Plug with flange - hex 16206

Nickel plated brass, O-ring NBR
Temperature: -20 ... +80°C
Operating pressure: -1 ... +15 bar

Dimensions in mm
Projection/First angle



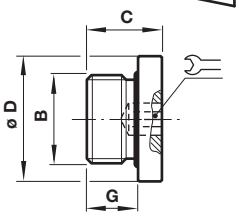


| B | C | G | ØD | ⌯ | Model |
|---|---|---|---|---|---|
| M5 | 6 | 4 | 8 | 2 | 162060005 |
| G1/8 | 8,5 | 6 | 14 | 5 | 162060018 |
| G1/4 | 11 | 8 | 17 | 6 | 162060028 |
| G3/8 | 12,5 | 9 | 20 | 8 | 162060038 |
| G1/2 | 13,5 | 10 | 25 | 10 | 162060048 |

## ISO G - Plug 16213

Nickel plated brass



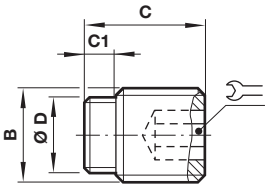


| B | C | C1 | ØD | ⌯ | Model |
|---|---|---|---|---|---|
| G1/8 | 8 | 2 | 8 | 5 | 162130018 |
| G1/4 | 11 | 3 | 11 | 6 | 162130028 |
| G3/8 | 12,5 | 3,5 | 14,5 | 8 | 162130038 |
| G1/2 | 14 | 4 | 18 | 10 | 162130048 |
| G3/4 | 14 | 3 | 21,5 | 12 | 162130068 |

## ISO R - Plug 15005

Nickel plated brass



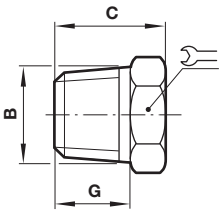


| B | C | G | ⌯ | Model |
|---|---|---|---|---|
| R1/8 | 11 | 7,5 | 10 | 150050018 |
| R1/4 | 15 | 11 | 14 | 150050028 |
| R3/8 | 15,5 | 11,5 | 17 | 150050038 |
| R1/2 | 18,5 | 14 | 22 | 150050048 |
| R3/4 | 21,5 | 16,5 | 27 | 150050068 |
| R1 | 25 | 19 | 34 | 150050088 |

## ISO R - Plug 15113

Nickel plated brass



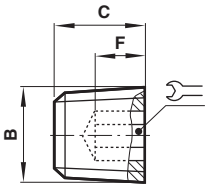


| B | C | F | ⌯ | Model |
|---|---|---|---|---|
| R1/8 | 7,5 | 5 | 5 | 151130018 |
| R1/4 | 10 | 7 | 6 | 151130028 |
| R3/8 | 11 | 7 | 8 | 151130038 |
| R1/2 | 13 | 8 | 10 | 151130048 |

## ISO R - Plug 25013

Brass (unplated)



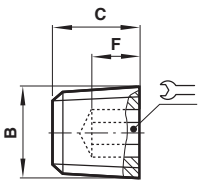


| B | C | F | ⌯ | Model |
|---|---|---|---|---|
| R1/8 | 7,5 | 5 | 5 | 250130018 |
| R1/4 | 10 | 7 | 6 | 250130028 |
| R3/8 | 11 | 7 | 8 | 250130038 |
| R1/2 | 13 | 8 | 10 | 250130048 |



Our policy is one of continued research and development. We therefore reserve the right to amend, without notice, the specifications given in this document. (2001 - 9028k) © 2020 Norgren Ltd.

## ISO G - Elbow connector 16042

Nickel plated brass



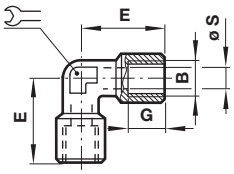


| B | E | G | Ø S | | Model |
|---|---|---|---|---|---|
| G1/8 | 21 | 7 | 5,5 | 11 | 160420018 |
| G1/4 | 25,5 | 8,5 | 8 | 13 | 160420028 |
| G3/8 | 28 | 11 | 11 | 17 | 160420038 |
| G1/2 | 32 | 15 | 15 | 20 | 160420048 |
| G3/4 | 36,5 | 16,5 | 19 | 27 | 160420068 |
| G1 | 45 | 19 | 24 | 30 | 160420088 |

## ISO G - ISO R Elbow connector 15043

Nickel plated brass

Dimensions in mm
Projection/First angle



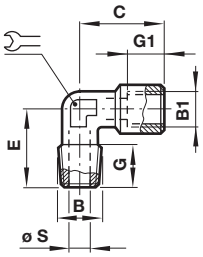


| B | B1 | C | E | G | G1 | Ø S | | Model |
|---|---|---|---|---|---|---|---|---|
| R1/8 | G1/8 | 21 | 18 | 7,5 | 8,5 | 5,5 | 12 | 150430018 |
| R1/4 | G1/4 | 25,5 | 24 | 11 | 11 | 8 | 13 | 150430028 |
| R3/8 | G3/8 | 28 | 27 | 11,5 | 12 | 11 | 16 | 150430038 |
| R1/2 | G1/2 | 32 | 29,5 | 14 | 15 | 15 | 20 | 150430048 |
| R3/4 | G3/4 | 36,5 | 32 | 14,5 | 16,5 | 19 | 27 | 150430068 |
| R1 | G1 | 45 | 39 | 16 | 19 | 24 | 30 | 150430088 |

## ISO R - Elbow connector 15040

Nickel plated brass



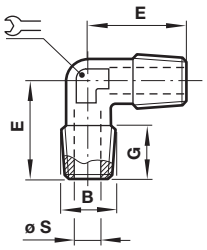


| B | E | G | Ø S | | Model |
|---|---|---|---|---|---|
| R1/8 | 18 | 7,5 | 6 | 11 | 150400018 |
| R1/4 | 24 | 11 | 8 | 13 | 150400028 |
| R3/8 | 27 | 12 | 11 | 17 | 150400038 |
| R1/2 | 29,5 | 14 | 15 | 20 | 150400048 |
| R3/4 | 32 | 14,5 | 19 | 27 | 150400068 |
| R1 | 39 | 17 | 24 | 30 | 150400088 |



Our policy is one of continued research and development. We therefore reserve the right to amend, without notice, the specifications given in this document. (2001 - 9028k) © 2020 Norgren Ltd.

## ISO R - Tee connector 15060

Nickel plated brass



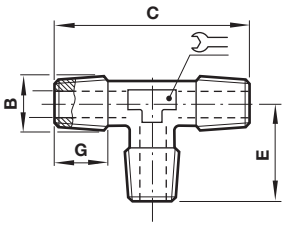


| B | C | E | G | Ø S | ⌯ | Model |
|---|---|---|---|---|---|---|
| R1/8 | 35 | 17,5 | 8 | 5,5 | 12 | 150600018 |
| R1/4 | 46 | 23 | 11 | 8 | 13 | 150600028 |
| R3/8 | 51,5 | 25,5 | 11,5 | 11 | 16 | 150600038 |
| R1/2 | 59 | 29,5 | 14 | 15 | 20 | 150600048 |
| R3/4 | 64 | 32 | 14,5 | 19 | 27 | 150600068 |
| R1 | 78 | 39 | 17 | 24 | 30 | 150600088 |

## ISO G - Tee connector 16062

Nickel plated brass

Dimensions in mm
Projection/First angle



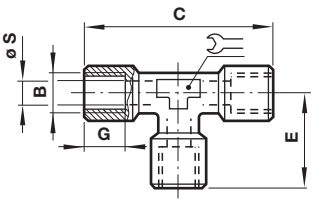


| B | C | E | G | Ø S | ⌯ | Model |
|---|---|---|---|---|---|---|
| G1/8 | 39 | 19,5 | 8,5 | 6 | 12 | 160620018 |
| G1/4 | 49 | 24,5 | 11 | 8 | 13 | 160620028 |
| G3/8 | 54 | 27 | 12 | 11 | 16 | 160620038 |
| G1/2 | 64 | 32 | 15 | 15 | 20 | 160620048 |
| G3/4 | 73 | 36,5 | 16,5 | 19 | 27 | 160620068 |
| G1 | 90 | 45 | 19 | 24 | 30 | 160620088 |

## ISO G - ISO R Tee connector 15072

Nickel plated brass



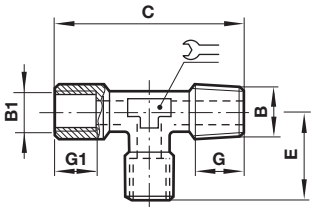


| B | B1 | C | E | G | G1 | ⌯ | Model |
|---|---|---|---|---|---|---|---|
| G1/8 | R1/8 | 37 | 19,5 | 8 | 8,5 | 12 | 150720018 |
| G1/4 | R1/4 | 47,5 | 24,5 | 11 | 11 | 13 | 150720028 |
| G3/8 | R3/8 | 52,5 | 27 | 11,5 | 12 | 16 | 150720038 |
| G1/2 | R1/2 | 61,5 | 32 | 14 | 15 | 20 | 150720048 |
| G3/4 | R3/4 | 68,5 | 36,5 | 14,5 | 16,5 | 27 | 150720068 |
| G1 | R1 | 84 | 45 | 17 | 19 | 30 | 150720088 |

## ISO G - ISO R Tee connector 15069

Nickel plated brass



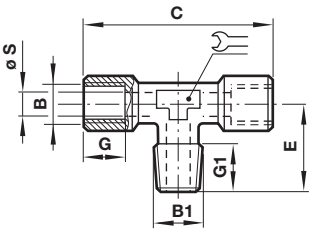


| B | B1 | C | E | G | G1 | Ø S | ⌯ | Model |
|---|---|---|---|---|---|---|---|---|
| G1/8 | R1/8 | 39 | 17,5 | 8,5 | 8 | 6 | 12 | 150690018 |
| G1/4 | R1/4 | 49 | 23 | 11 | 11 | 8 | 13 | 150690028 |
| G3/8 | R3/8 | 54 | 25,5 | 12 | 11,5 | 11 | 16 | 150690038 |
| G1/2 | R1/2 | 64 | 29 | 15 | 14 | 15 | 20 | 150690048 |
| G3/4 | R3/4 | 73 | 32 | 16,5 | 14,5 | 19 | 27 | 150690068 |
| G1 | R1 | 90 | 39 | 19 | 17 | 24 | 30 | 150690088 |

## ISO G - Cross 16092

Nickel plated brass



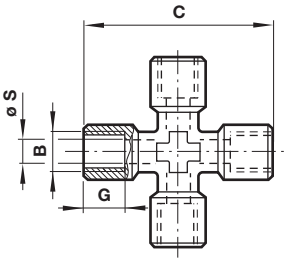


| B | C | G | Ø S | ⌯ | Model |
|---|---|---|---|---|---|
| G1/8 | 39 | 8,5 | 6 | 11 | 160920018 |
| G1/4 | 50 | 11 | 8 | 13 | 160920028 |
| G3/8 | 56 | 12 | 11 | 17 | 160920038 |
| G1/2 | 64 | 15 | 15 | 20 | 160920048 |

## ISO G - Cross block 16094

Aluminium



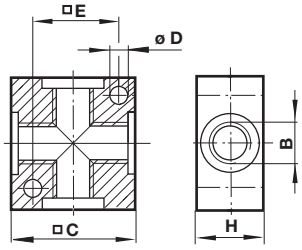


| B | C | Ø D | E | H | Model |
|---|---|---|---|---|---|
| G1/8 | 25 | 4,5 | 17,5 | 16 | 160940018 |
| G1/4 | 40 | 5,5 | 27 | 20 | 160940028 |
| G3/8 | 50 | 5,5 | 35 | 25 | 160940038 |
| G1/2 | 50 | 5,5 | 35 | 32 | 160940048 |



Our policy is one of continued research and development. We therefore reserve the right to amend, without notice, the specifications given in this document. (2001 - 9028k) © 2020 Norgren Ltd.

## ISO G - Manifold - single sided 34050

Brass

Dimensions in mm
Projection/First angle



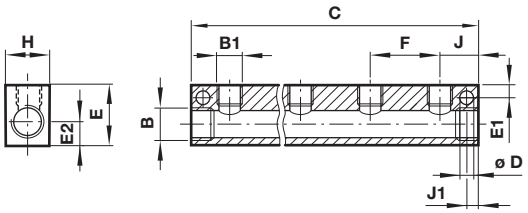


### Numbers of outputs: 4

| B | B1 | C | ØD | E | E1 | E2 | F | H | J | J1 | Model |
|---|---|---|---|---|---|---|---|---|---|---|---|
| G1/8 | G1/8 | 81 | 5,5 | 25 | 5 | 15 | 17 | 16 | 15 | 5 | 34050401 |
| G1/4 | G1/4 | 109 | 5,5 | 31 | 5 | 20 | 23 | 23 | 20 | 5 | 34050402 |
| G3/8 | G3/8 | 127 | 6,5 | 35 | 6 | 23 | 27 | 25,5 | 20 | 6 | 34050403 |

### Numbers of outputs: 6

| B | B1 | C | ØD | E | E1 | E2 | F | H | J | J1 | Model |
|---|---|---|---|---|---|---|---|---|---|---|---|
| G1/8 | G1/8 | 115 | 5,5 | 25 | 5 | 15 | 17 | 16 | 15 | 5 | 34050601 |
| G1/4 | G1/4 | 155 | 5,5 | 31 | 5 | 20 | 23 | 23 | 20 | 5 | 34050602 |
| G3/8 | G3/8 | 181 | 6,5 | 35 | 6 | 23 | 27 | 25,5 | 20 | 6 | 34050603 |

## ISO G - Manifold - single sided 162B4 and 162B6

Aluminium



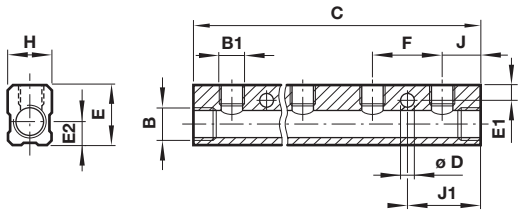


### Numbers of outputs: 4

| B | B1 | C | ØD | E | E1 | E2 | F | H | J | J1 | Model |
|---|---|---|---|---|---|---|---|---|---|---|---|
| G1/4 | G1/8 | 125 | 4,5 | 24 | 6 | 9 | 30 | 18 | 17,5 | 32,5 | 162B42818 |
| G3/8 | G1/4 | 148 | 5,5 | 30 | 7 | 11 | 36 | 22 | 20 | 38 | 162B43828 |
| G1/2 | G3/8 | 170 | 5,5 | 35 | 7,5 | 13 | 40 | 26 | 25 | 45 | 162B44838 |

### Numbers of outputs: 6

| B | B1 | C | ØD | E | E1 | E2 | F | H | J | J1 | Model |
|---|---|---|---|---|---|---|---|---|---|---|---|
| G1/4 | G1/8 | 185 | 4,5 | 24 | 6 | 9 | 30 | 18 | 17,5 | 32,5 | 162B62818 |
| G3/8 | G1/4 | 220 | 5,5 | 30 | 7 | 11 | 36 | 22 | 20 | 38 | 162B63828 |
| G1/2 | G3/8 | 250 | 5,5 | 35 | 7,5 | 13 | 40 | 26 | 25 | 45 | 162B64838 |

## ISO G - Manifold - double sided 162C4 and 162C6

Aluminium



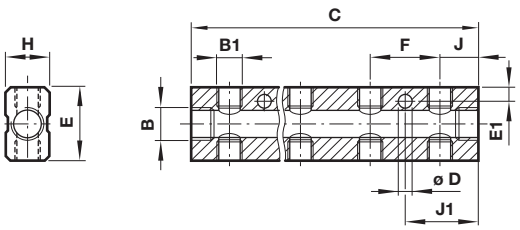


### Numbers of outputs: 8

| B | B1 | C | ØD | E | E1 | F | H | J | J1 | Model |
|---|---|---|---|---|---|---|---|---|---|---|
| G1/4 | G1/8 | 125 | 4,5 | 30 | 6 | 30 | 18 | 17,5 | 32,5 | 162C42818 |
| G3/8 | G1/4 | 148 | 5,5 | 38 | 7 | 36 | 22 | 20 | 38 | 162C43828 |
| G1/2 | G3/8 | 170 | 5,5 | 44 | 7,5 | 40 | 26 | 25 | 45 | 162C44838 |

### Numbers of outputs: 12

| B | B1 | C | ØD | E | E1 | F | H | J | J1 | Model |
|---|---|---|---|---|---|---|---|---|---|---|
| G1/4 | G1/8 | 185 | 4,5 | 30 | 6 | 30 | 18 | 17,5 | 32,5 | 162C62818 |
| G3/8 | G1/4 | 220 | 5,5 | 38 | 7 | 36 | 22 | 20 | 38 | 162C63828 |
| G1/2 | G3/8 | 250 | 5,5 | 44 | 7,5 | 40 | 26 | 25 | 45 | 162C64838 |



Our policy is one of continued research and development. We therefore reserve the right to amend, without notice, the specifications given in this document. (2001 - 9028k) © 2020 Norgren Ltd.

## ISO G - Regulating out banjo elbow assembly 16K51

Regulating out, with seals
Body and regulating bolt: Nickel plated brass
Regulating screw: brass




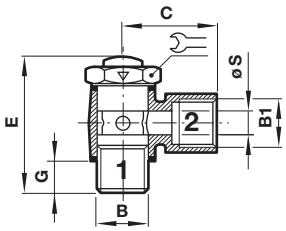


| B/B1 | C | E | G | Ø S | Operating pressure | | Model |
|---|---|---|---|---|---|---|---|
| G1/8 | 21 | 34 | 7,5 | 6 | 10 bar max | 14 | 16K511818 |
| G1/4 | 28 | 37 | 8 | 7,6 | 10 bar max | 17 | 16K512828 |
| G3/8 | 31 | 52 | 12 | 9,6 | 10 bar max | 22 | 16K513838 |
| G1/2 | 47 | 58 | 14,5 | 9,6 | 10 bar max | 27 | 16K514848 |

## ISO G - Banjo elbow assembly 16A51

Non-regulating, with seals
Body and regulating bolt: Nickel plated brass

Dimensions in mm
Projection/First angle



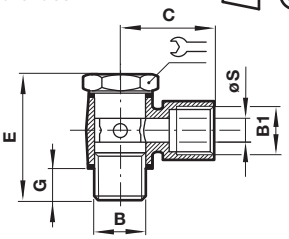


| B/B1 | C | E | G | Ø S | | Model |
|---|---|---|---|---|---|---|
| G1/8 | 21 | 29 | 5 | 6 | 14 | 16A511818 |
| G1/4 | 28 | 32 | 6 | 7,6 | 17 | 16A512828 |
| G3/8 | 31 | 45 | 9,5 | 9,6 | 22 | 16A513838 |
| G1/2 | 47 | 47 | 12 | 9,6 | 27 | 16A514848 |

## ISO G - Banjo elbow body 16051

Nickel plated brass



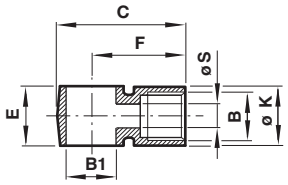


| B/B1 | C | E | F | Ø K | Ø S | Model |
|---|---|---|---|---|---|---|
| G1/8 | 28 | 14 | 21 | 13 | 6 | 160511818 |
| G1/4 | 37 | 16 | 28 | 16 | 7,6 | 160512828 |
| G3/8 | 42 | 20,5 | 31 | 20,5 | 9,6 | 160513838 |
| G1/2 | 61 | 22 | 47 | 24,5 | 9,6 | 160514848 |

## ISO G - Banjo bolt 20A00 and 20B00

Non-regulating, with seals
Nickel plated brass



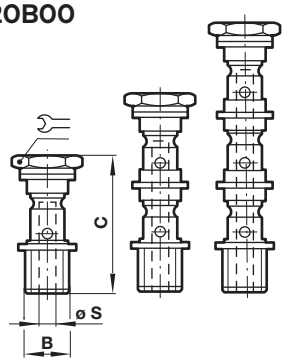


| B | C | Ø S | Number banjo bodies | | Model |
|---|---|---|---|---|---|
| G1/8 | 29 | 4,5 | single | 14 | 20A000018 |
| G1/4 | 31,5 | 8 | single | 17 | 20A000028 |
| G3/8 | 42,5 | 9,5 | single | 22 | 20A000038 |
| G1/2 | 47,5 | 11,5 | single | 27 | 20A000048 |
| G1/8 | 46,5 | 4,5 | double | 14 | 20B000018 |
| G1/4 | 52,5 | 8 | double | 17 | 20B000028 |
| G3/8 | 64 | 9,5 | double | 22 | 20B000038 |
| G1/2 | 72,5 | 11,5 | double | 27 | 20B000048 |

## ISO G - Regulating out banjo bolts 20K00

With seals (screwdriver adjustable), Regulating bolt: Nickel plated brass
Regulating screw: brass




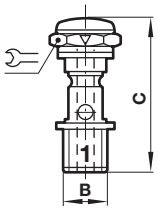


| B | C | Operating pressure | | Model |
|---|---|---|---|---|
| G1/8 | 35 | 10 bar max | 14 | 20K000018 |
| G1/4 | 37,5 | 10 bar max | 17 | 20K000028 |
| G3/8 | 51,5 | 10 bar max | 22 | 20K000038 |
| G1/2 | 57 | 10 bar max | 27 | 20K000048 |

## ISO G - Regulating in banjo bolts 20L00

With seals (screwdriver adjustable), Regulating bolt: Nickel plated brass
Regulating screw: brass




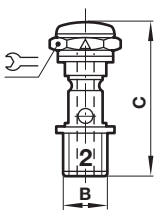


| B | C | Operating pressure | | Model |
|---|---|---|---|---|
| G1/8 | 34 | 10 bar max | 14 | 20L000018 |
| G1/4 | 36,5 | 10 bar max | 17 | 20L000028 |
| G3/8 | 51,5 | 10 bar max | 22 | 20L000038 |
| G1/2 | 57 | 10 bar max | 27 | 20L000048 |

## ISO G - Bi-directional banjo bolts 20M00

With seals (screwdriver adjustable), Regulating bolt: Nickel plated brass
Regulating screw: brass



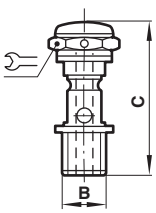


| B | C | Operating pressure | | Model |
|---|---|---|---|---|
| G1/8 | 35 | 10 bar max | 14 | 20M000018 |
| G1/4 | 37,5 | 10 bar max | 17 | 20M000028 |
| G3/8 | 51,5 | 10 bar max | 22 | 20M000038 |
| G1/2 | 57 | 10 bar max | 27 | 20M000048 |



Our policy is one of continued research and development. We therefore reserve the right to amend, without notice, the specifications given in this document. (2001 - 9028k) © 2020 Norgren Ltd.

## Copper seal

## Banjo bolt sealing washers

Dimensions in mm
Projection/First angle

### ISO G - Copper sealing washer 48021301 ... 08



| Port size | Model |
|---|---|
| G1/8 | 48021301 |
| G1/4 | 48021302 |
| G3/8 | 48021303 |
| G1/2 | 48021304 |
| G3/4 | 48021306 |
| G1 | 48021308 |

### ISO G - Banjo bolt head sealing washer - Polyamide 48030801 ... 04



| Port size | Model |
|---|---|
| G1/8 | 48030801 |
| G1/4 | 48030802 |
| G3/8 | 48030803 |
| G1/2 | 48030804 |

### ISO G - Banjo bolt thread sealing washer - Polyamide 48030001 ... 04



| Port size | Model |
|---|---|
| M5 | 48030005 |
| G1/8 | 48030001 |
| G1/4 | 48030002 |
| G3/8 | 48030003 |
| G1/2 | 48030004 |

## PTFE - sealing tape DB-R-12



### Warning

These products are intended for use in industrial compressed air systems only. Do not use these products where pressures and temperatures can exceed those listed under »**Technical features/ data**«.
Before using these products with fluids other than those specified, for non-industrial applications, life-support systems or other applications not within published specifications, consult Norgren Ltd.

Through misuse, age, or malfunction, components used in fluid power systems can fail in various modes.

The system designer is warned to consider the failure modes of all component parts used in fluid power systems and to provide adequate safeguards to prevent personal injury or damage to equipment in the event of such failure.
System designers must provide a warning to end users in the system instructional manual if protection against a failure mode cannot be adequately provided.
System designers and end users are cautioned to review specific warnings found in instruction sheets packed and shipped with these products.


Our policy is one of continued research and development. We therefore reserve the right to amend, without notice, the specifications given in this document. (2001 - 9028k) © 2020 Norgren Ltd.