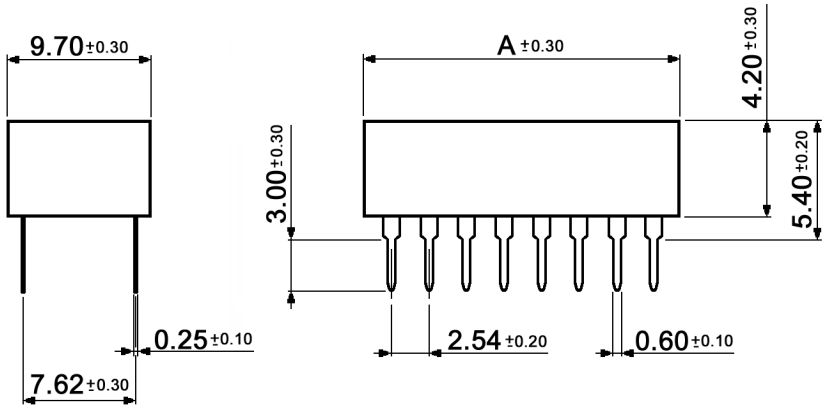

P.C. MOUNTING

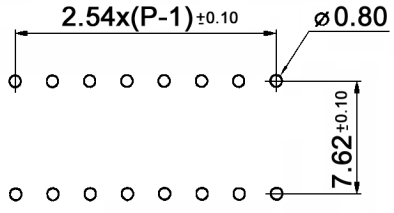

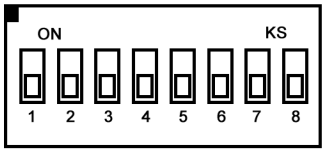

Delivery in OFF-position

SCHEMATIC

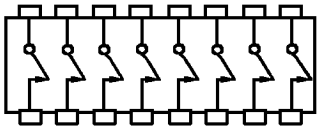

xx	Poles	A
02	2	6.70
03	3	9.20
04	4	11.70
05	5	14.20
06	6	16.70
07	7	19.20
08	8	21.70
09	9	24.20
10	10	26.70
12	12	31.80
15	15	39.50

Specifications:

Contact rating:	switching: 25mA, 24V DC non-switching: 100mA, 50V DC
Contact resistance:	50mOhm max.
Insulation resistance:	1 000MOhm min. at 100V DC
Dielectric strength:	500V DC for 1 minute
Operating temperature:	-40°C to +85°C
Storage temperature:	-40°C to +85°C
Mechanical life:	5 000 cycles min.
Electrical life:	2 000 cycles min.
Operating force:	800gf max.
Soldering conditions:	wave soldering: 260 +/-5°C, 10sec. max.
Sealing:	by protective tape, washable by aqueous detergents and isopropyl alcohol
Material:	Contacts: surface 0.075µm gold plated over nickel Terminals: surface 3µm pure tin all material used UL94V-0 grade fire retardant plastic

Conformal coating:
Gap between case and base is epoxy-sealed.
Use solvent-free casting compound, curing at room-temperature,
e.g. Elantas elan-tron, Rhenatech PU 4025/PH4900.
Apply compound to max. 1 mm beneath the upper edge of switch case.

RoHS-conform 2002/95/EC

Tolerances: 0-1: ±0.1mm 1-4: ±0.3mm 4-16: ±0.5mm 16-63: ±0.8mm			Date	Name	DBS 60xx
			12/13	dr	
			knitter-switch	30 29 78	Page
Revised	01/14	dr			1/1
Modifications	Date	Name			