TR5® / No. 373/378



Dimensions (mm)

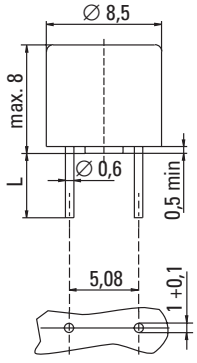

Holes in PCB

Long Leads (L=18.8mm)
Short Leads (L=4.3mm)

Limits for Pre-arcing Time

Rated Current	2.0 x I_{Rated}	2.0 x I_{Rated} Ⓦ
50mA ... 6.30A [1]	< 60s	< 5s

UL 248-14, 250V, F

Time-Current Characteristic
Quick Acting (F)

Standard
UL 248-14
CSA C22.2 No. 248.14

Approvals
UL Listed: File No. E 67006
CSA Certified: File No. 51378

Features

Reduced PCB space requirements
Direct solderable or plug-in versions
Internationally approved
Low internal resistance
Shocksafe casing
Vibration resistant

WebLinks

Data Sheet
www.wickmann.com/products/373.pdf

Approval Certificates
www.wickmann.com/approvals

Time-Current Curve
Page 58
www.wickmann.com/itcurves

Packaging
Page 118
www.wickmann.com/pack

FaxBack Document # 301

Specifications

Packaging
000: Tape/Ammopack (1000 pcs.)
041: Short Leads - Bulk (1000 pcs.)

Materials
Base/Cap: Brown Thermoplastic Polyamide PA 6.6, UL 94V0
Round Pins: Copper alloy, tin plated

Operating Temperature
-40°C to +85°C (consider de-rating)
-25°C to +70°C (8A, 10A; consider de-rating)

Climatic Category
-25°C/+70°C/21 days (EN 60068-1..3)

Stock Conditions
+10°C to +60°C
relative humidity ≤ 75% yearly average, without dew, maximum value for 30 days-95%

Vibration Resistance
24 cycles at 15 min. each (EN 60068-6)
10 - 60Hz at 0.75mm amplitude
60 - 2000Hz at 10g acceleration

Lead Pull Strength
10N (EN 60068-2-21)

Solderability
260°C, ≤ 3 sec. (Wave)
350°C, ≤ 1 sec. (Hand)

Soldering Heat Resistance
260°C, 10 sec. (IEC 60068-2-20)

Marking
Ⓦ, TR5, 250V, T, Current Rating, Approvals

Unit Weight
0.77g (approx.)

Permissible continuous operating current is ≤ 70% at ambient temperature of 23°C (73.4°F).

Rated Current **No. 373**	Amp Code	Voltage Rating	Breaking Capacity	Voltage Drop 1.0 x I_{Rated} Ⓦ max. (mV)	Power Dissipation 1.0 x I_{Rated} Ⓦ max. (mW)	Melting Integral 10 x I_{Rated} Ⓦ max. (A^2s)	Approvals UL	Approvals CSA
50mA	0050	250V		1400	70	0.0001	•	•
63mA	0063	250V		1300	85	0.00023	•	•
80mA	0080	250V		1200	100	0.00037	•	•
100mA	0100	250V		1100	110	0.0013	•	•
125mA	0125	250V		1000	125	0.0019	•	•
160mA	0160	250V		950	155	0.004	•	•
200mA	0200	250V		850	170	0.0065	•	•
250mA	0250	250V		750	190	0.014	•	•
315mA	0315	250V		650	205	0.032	•	•
400mA	0400	250V	50A / 250VAC	230	95	0.016	•	•
500mA	0500	250V	50-60Hz	220	110	0.024	•	•
630mA	0630	250V	cos φ = 1.0	210	135	0.039	•	•
800mA	0800	250V		200	160	0.069	•	•
1.00A	1100	250V		190	190	0.11	•	•
1.25A	1125	250V		180	225	0.2	•	•
1.60A	1160	250V		170	275	0.38	•	•
2.00A	1200	250V		160	320	0.63	•	•
2.50A	1250	250V		150	375	1.2	•	•
3.15A	1315	250V		140	445	1.9	•	•
4.00A	1400	250V		130	520	3.5	•	•
5.00A	1500	250V		120	630	6.2	•	•
6.30A	1630	250V		115	1000	9.1	•	•
No. 378			**for short circuit back-up protection**					
8.00A [2]	1800	250V	50A / 250VAC	120	1800	26		
10.00A [2]	2100	250V	50-60Hz/cos φ = 1.0	110	2500	49		

[1] Ratings 8.00A and 10.00A: 0.7 x I_{Rated} > 4h; 2.0 x I_{Rated} < 60s [2] Conducting path cross-section minimum ≥ 0.2mm²

Order Information

Qty.	Order-Number	Series	Amp Code	Packaging

TR5® / No. 373

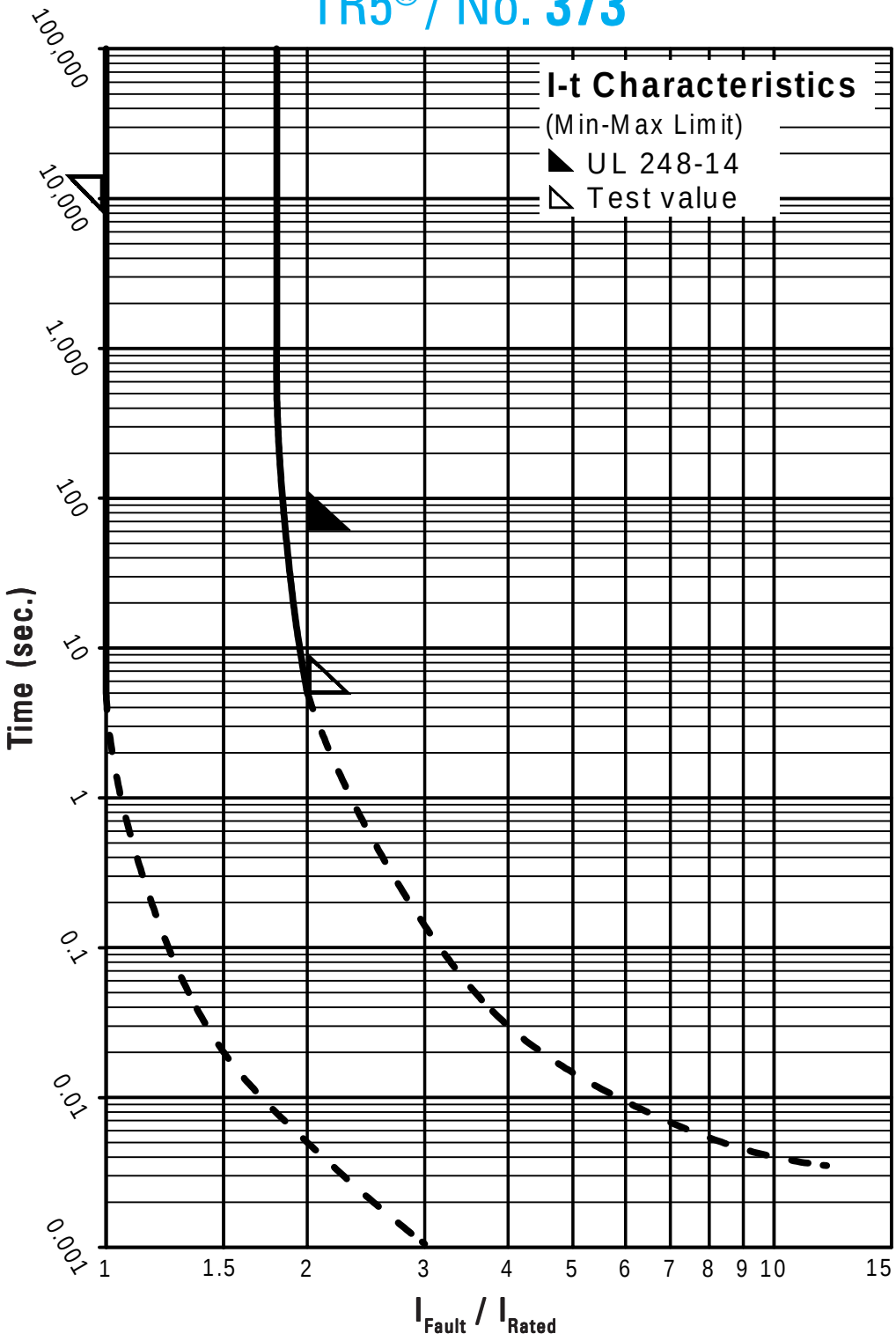

Contact WICKMANN for individual I-t curves