Hour meters / timers, electromechanical

Standard timers	9999.99 h / 99999.9 h with reset (AC+DC)	HB26



The timer HB26 with reset measure time ranges up to max. 99999.9 h or 9999.99 h.

These panel-mount counters can be used in many different fields of application.

Characteristics

- 6-digit hour meter without reset.
- High shock and impact resistance.
- Magnified large figures; height 4.5 mm.
- Data retention in case of power failure.
- Long service life.
- Plug-in versions.
- Counter without front bezel for mounting in front bezel F1B and F2B and for combination in 50 x 25 mm size with socket box 945.2.

Benefits

- Can be combined with preset counters BVa and HVa, and with pulse counter B.
- Can be equipped with various sealing covers to protect the counter against dust, dirt and moisture.
- Key-locking 0-reset.

Applications

General time measurement, maintenance intervals for measuring instruments (respiration units, oxygen, dialysis), small appliances, UV lamps, display panels in vehicles.

Type series

Description	*Type*
Screw mounting, 56 x 40 mm [2.20 x 1.57"]	**HB26.11**
Clip mounting, 53 x 28 mm [2.09 x 1.10"]	**HB26.21**
Plug-in for socket box 945.2 and front bezel F1B	**HB26.01.3**

Options

- Different voltages
- Extended temperature range on request
- Flat pin 0.8 x 6.3 mm [0.031 x 0.25"] without flat push on connectors: Art.-Nr. 3.168.X11.XXX
- Flat pin 0.8 x 2.8 mm [0.031 x 0.11"] with flat push on connectors: Art.-Nr. 3.167.X11.XXX
- Lockable 0-reset: Art.-Nr. 3.160.XX7.XXX
  The button can be unlocked by means of the key



© Fritz Kübler GmbH, subject to errors and changes. 03/2023

Standard timers | 9999.99 h / 99999.9 h with reset (AC+DC) | HB26

Accessories / Mounting examples

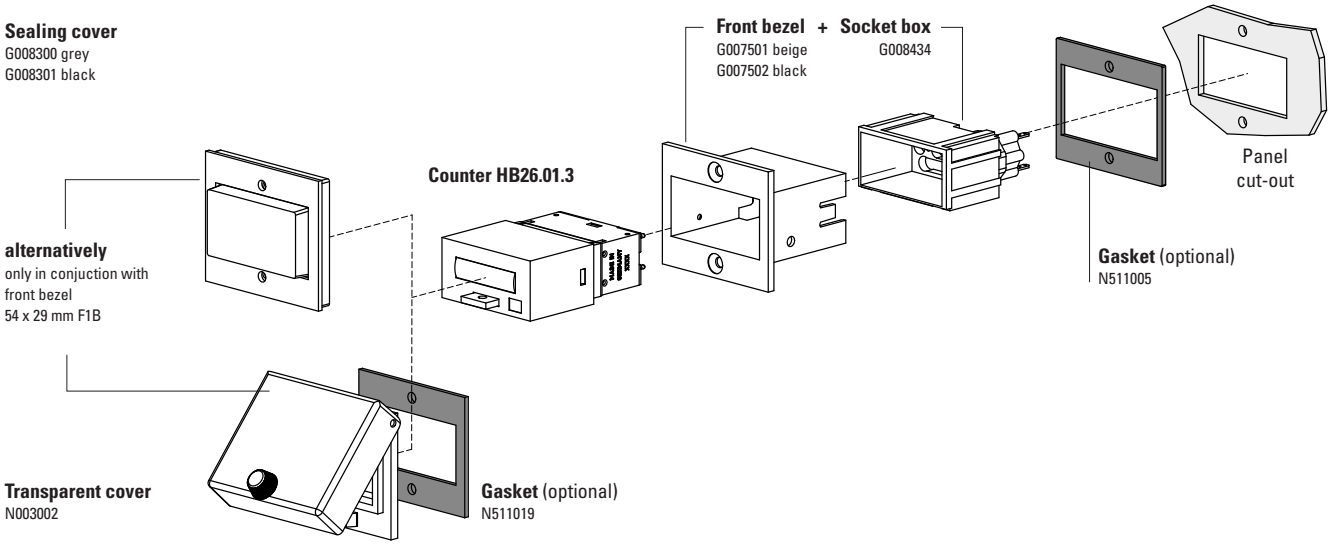

		Type / size	Description		Order no.	suitable gasket
Front bezel		**F1B**	for 1x counter HB26.01.3 for cut-out 54 x 29 mm [2.13 x 1.14“] (only in conjuction with socket box G008434)	beige black	**G007501** **G007502**	**N511005**
		F2B	for 2x counter HB26.01.3 for cut-out 54 x 54 mm [2.13 x 2.13“] (only in conjuction with 2 x socket box G008434)	beige black	**G007503** **G007504**	**N511003**
Socket box		**945.2**	for plug-in connection in front bezel F1B	black	**G008434**	–
Sealing cover IP65		**K1**	for counter HB26.01.3 in conjuction with front bezel F1B	transp. /grey transp. /black	**G008300** **G008301**	–
		K2	only in conjuction with front bezel F2B (for 2x counter HB26.01.3)	transp. /grey transp. /black	**G008302** **G008303**	
Transparent cover IP65		**1 Dv**	cover lockable for counter HB26.01.3 in conjuction with front bezel F1B	transp. /black	**N003002**	**N511019**
		2 Dv	cover lockable only in conjuction with front bezel F2B	transp. /black	**G008143**	
		2 Dvs	cover key lockable only in conjuction with front bezel F2B	transp. /black	**G008153**	
Gasket counter			56 x 40 mm [2.20 x 1.57“] 53 x 28 mm [2.09 x 1.10“]	HB26.11 HB26.21	**N511045** **N511015**	
Mounting frame		**cut-out 50 x 25 mm [1.97 x 0.98“]**	via adapter T008180 for snap-on mounting on 35 mm [1.38“] top-hat DIN rail	chromated	**G300004**	–
Enclosure blind		**48 x 24 mm [1.89 x 0.94“]**	for cut-out 50 x 25 mm [1.97 x 0.98“], for counter 53 x 28 mm [2.09 x 1.10“]	black	**T005753**	–
DIN rail mount		**SR 1**	for snap-on mounting on 35 mm [1.38“] top-hat DIN rail		**G300000**	
		SR 2	for 2x HB26		**G300001**	

© Fritz Kübler GmbH, subject to errors and changes. 03/2023

Standard timers | 9999.99 h / 99999.9 h with reset (AC+DC) | HB26

Technical data

Electrical characteristics

Electrical connection	cable	2 x 0.5 mm² [AWG20], NYFAZ, 0.5 m [1.64'] long AC: grey/grey, DC: red +, black –
	type HB26.01.3	round pins ø 1.6 mm [0.063"] (plugs into socket box type 945.2)
Power consumption	10 ... 30 V DC	approx. 500 mW
	36 ... 80 V DC	approx. 900 mW
	100 ... 130 V DC	approx. 750 mW
	20 ... 30 V AC	approx. 0.3 VA
	42 ... 48 V AC	approx. 0.25 VA
	100 ... 130 V AC	approx. 0.6 VA
	187 ... 264 V AC	approx. 1.2 VA
	360 ... 440 V AC	approx. 1.65 VA
Rated voltages	AC (50 or 60 Hz)	20 ... 30 / 42 ... 48 / 100 ... 130 / 187 ... 264 / 360 ...440 V AC
	DC	10 ... 30 / 36 ... 80 / 100 ... 130 V DC
Accuracy	AC	supply frequency + 30 ms
	DC	< 0.003 % (at 24 h)
Device safety	designed to	EN 61010 part 1
	protection class	2
	application area	pollution level 2

General technical data

Display	number of digits	6, AC: 9999.99 h, DC: 99999.9 h
	height of figures	4.5 mm [0.17"]
	color of figures	white and red on black
Operating temperature		-15 °C ... +50 °C [+5 °F ... +122 °F] (non-condensing)
Relative humidity at +30 °C [+86 °F]		≤ 80 % (non-condensing)
Altitude		up to 2000 m [6562']
Mounting position		any

Mechanical characteristics

Housing	plastic PC (Polycarbonate)
Protection	IP41 (front side)
with flexible sealing cover K1	IP54 (front side)
with transparent cover Dv., Dvs	IP55 (front side)
Weight	approx. 45 g [1.59 oz]

Optio ns

Different voltages and extended temperature range on request	
Flat pin 0.8 x 6.3 mm [0.031 x 0.25"] without flat push on connectors	Art. no. 3.168.X11.XXX
Flat pin 0.8 x 2.8 mm [0.031 x 0.11"] with flat push on connectors	Art. no. 3.167.X11.XXX
Key-locking 0-reset	Art. no. 3.160.XX7.XXX

Approvals

CE compliant in accordance with	
EMC Directive	2014/30/EU
RoHS Directive	2011/65/EU
Low Voltage Directive	2014/35/EU
UKCA compliant in accordance with	
EMC Regulations	S.I. 2016/1091
RoHS Regulations	S.I. 2012/3032
Low Voltage Regulations	S.I. 2016/1101

© Fritz Kübler GmbH, subject to errors and changes. 03/2023

Standard timers | 9999.99 h / 99999.9 h with reset (AC+DC) | HB26

Screw mounting, 56 x 40 [2.20 x 1.57]

Type HB26.11



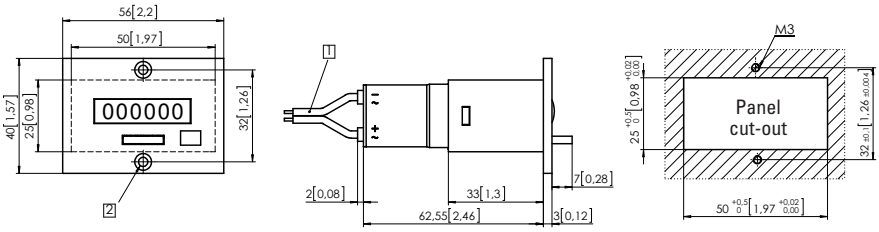

1 Connection cable, 2 x 0.5 mm² [AWG20], NYFAZ, 0.5 m [1.64'] long 2 Countersinking Af3, DIN 74

Type	Display	Voltage	Art. no. 10 ... 30 V	20 ... 30 V	36 ... 80 V	42 ... 48 V	100 ... 130 V	187 ... 264 V	360 ... 440 V
HB26.11	6 digits	AC (50 Hz)		**3.160.111.071**		**3.160.111.072**	**3.160.111.074**	**3.160.111.075** [1]	**3.160.111.079**
	6 digits	AC (60 Hz)		**3.160.111.081**		**3.160.111.082**	**3.160.111.084**	**3.160.111.085**	**3.160.111.089**
	6 digits	DC	**3.160.111.351** [1]		**3.160.111.353**		**3.160.111.381**		

Clip mounting, 53 x 28 [2.09 x 1.10]

Type HB26.21



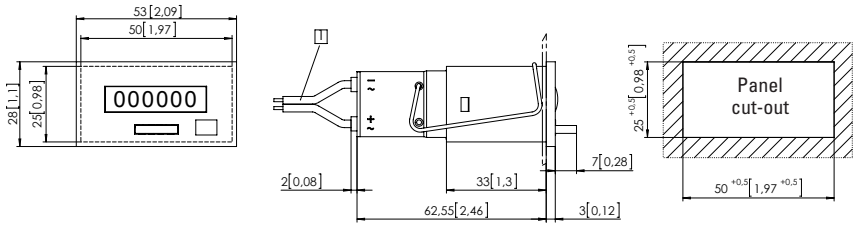

1 Connection cable, 2 x 0.5 mm² [AWG20], NYFAZ, 0.5 m [1.64'] long

Type	Display	Voltage	Art. no. 10 ... 30 V	20 ... 30 V	36 ... 80 V	42 ... 48 V	100 ... 130 V	187 ... 264 V	360 ... 440 V
HB26.21	6 digits	AC (50 Hz)		**3.160.211.071**		**3.160.211.072**	**3.160.211.074**	**3.160.211.075** [1]	**3.160.211.079**
	6 digits	AC (60 Hz)		**3.160.211.081**		**3.160.211.082**	**3.160.211.084**	**3.160.211.085**	**3.160.211.089**
	6 digits	DC	**3.160.211.351** [1]		**3.160.211.353**		**3.160.211.381**		

Further stock types:		
	187... 264 V AC, key lockable reset	3.160.217.075
	187... 264 V AC, flat pin 0.8 x 2.8 mm [0.031 x 0.11"]	3.167.211.075
	10 ... 30 V DC, flat pin 0.8 x 2.8 mm [0.031 x 0.11"]	3.167.211.351

Dimensions in mm [inch]

1) Stock types

© Fritz Kübler GmbH, subject to errors and changes. 03/2023

Standard timers | 9999.99 h / 99999.9 h with reset (AC+DC) | HB26

Plug-in for socket box 945.2 and front bezel F1B

Type HB26.01.3





socket box 945.2 not included in delivery

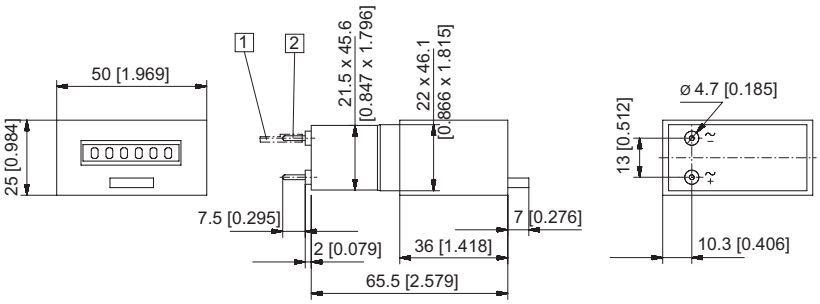

1 Push on connector ø 1.5 [0.059] tinned 2 Round pin ø 1.6 [0.063] tinned

Type	Display	Voltage	Art. no. 10 ... 30 V	20 ... 30 V	36 ... 80 V	42 ... 48 V	100 ... 130 V	187 ... 264 V	360 ... 440 V
HB26.01.3	6 digits	AC (50 Hz)		**3.165.011.071**		**3.165.011.072**	**3.165.011.074**	**3.165.011.075**	**3.165.011.079**
	6 digits	AC (60 Hz)		**3.165.011.081**		**3.165.011.082**	**3.165.011.084**	**3.165.011.085**	**3.165.011.089**
	6 digits	DC	**3.165.011.351**		**3.165.011.353**		**3.165.011.381**		

Dimensions in mm [inch]

© Fritz Kübler GmbH, subject to errors and changes. 03/2023