Double-Ended Cordsets

BCC VB43-M413-3E-666-PX0350-010
Order Code: BCC0651

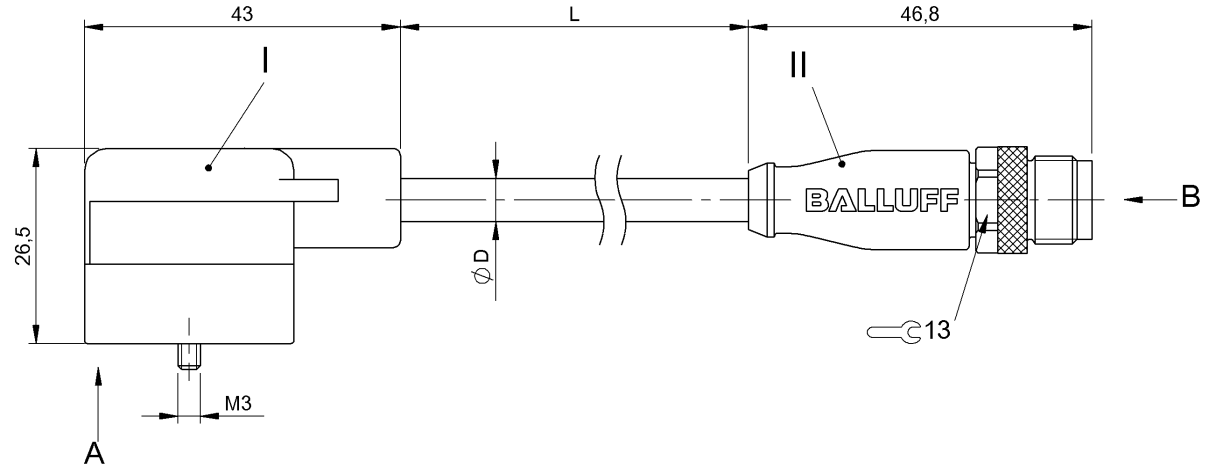

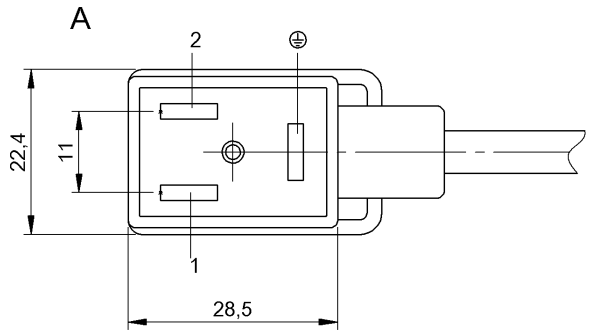

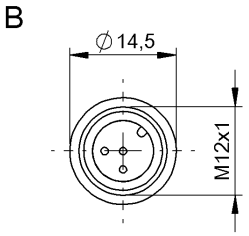

Basic features

Approval/Conformity	CE EAC WEEE

Electrical connection

Bending radius min., fixed cable	5 x D
Bending radius min., flexible cable	10 x D
Cable	PUR black, 1 m, drag chain compatible
Cable diameter D	4.60 mm ±0.20 mm
Cable, bending cycles min.	2 mil.
Conductor cross-section	0.50 mm²
Connection 1	B, Ind.-0°-Female, angled, 3-pin
Connection 2	M12x1-Male, Straight, 3-pin, A-coded
Number of conductors	3
System	Molded/Molded

Electrical data

Operating voltage Ub	24 VDC / 24 VAC
Rated current (40 °C)	4.0 A
Suppressor	Suppressor diode

Environmental conditions

Cable temperature, drag chain	-25...60 °C
Cable temperature, fixed routing	-50...80 °C
Cable temperature, flexible routing	-25...80 °C
IP rating	IP67/IP67, IP69K

Material

Cable jacket, material	PUR
Material contact carrier	PBT/TPU
Material contacts	Brass/Bronze
Material cover nut	Brass nickel-plated
Material grip	PUR/PUR
Material locking screw	Steel

Double-Ended Cordsets

BCC VB43-M413-3E-666-PX0350-010
Order Code: BCC0651

Mechanical data

Acceleration max., drag chain	5 m/s²
Cable jacket, color	black
Cable length L	1.00 m
Cable properties	drag chain compatible
Horizontal travel permitted, drag chain	5 m
Tightening torque pigtail	0.5 Nm/0.6 Nm
Traverse speed max., drag chain	200 m/min
Vertical travel permitted, drag chain	2 m

Remarks

Cable construction acc. to UL-AWM Style 20549
Halogen-free acc. to EN 50267-2-1
Silicone-free
Flame resistance per IEC 60332-2-2
* style B industry standard
Enclosure rating per IEC 60529 or 20653, only in screwed state with the associated mating piece.

Connector Drawings

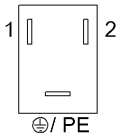

I

PIN 1: brown
PIN 2: blue
PIN PE: green/yellow

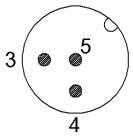

II

PIN 3: blue
PIN 4: brown
PIN 5: green/yellow

Wiring Diagrams

