Panic Exit Hardware

378
378M

Introduction

Part of the Briton 376 series, the 378 reversible rim panic latch is compliant to EN 1125 standard and suitable for both timber and metal door installations. Designed to satisfy the requirements for panic and emergency exit applications this reliable exit solution is site reversible for left- and right-hand applications.

NOTE: The most important consideration when specifying panic exit hardware is who might be in the building in the event of an emergency.



378.SE

Features & Functions

- For single doors and double rebated doors when used in combination with 376 panic bolt and double door strike.
- Products designed to satisfy panic exit applications or emergency exit applications
- Suitable for use on fire & smoke doors up to 1300mm wide
- Site reversible - easy to hand on site
- Rim panic latch with single point latching
- Tubular steel cross bar can be cut on-site to suit door width
- Tested in excess of 200,000 cycles
- All versions supplied with fixings and self-adhesive “Push Bar to Open” signage
- Options include manual hold-open (dogging)



Certification

UKCA Marked to EN 1125 (1121-CPR-UK-AAA7569)

CE Marked to EN 1125 (2812-CPR-AAA011)

Certifire Approved (CF5506)

Fire tested to EN 1634-1 for use on fire doors up to 2hr timber / 4hr steel

Environmental Product Declaration in accordance with ISO 14025 and EN 15803

DoP available at www.britondops.co.uk

Allegion (UK) Limited
35 Rocky Lane, Aston, Birmingham B6 5RQ
T: +44 (0) 330 8080 617
E: contactuk@allegion.com

ALLEGION™

www.briton.co.uk

Panic Exit Latch Briton 378

Product features	Product references	
	378	378M
UKCA & CE marked	■	■
Panic exit device to EN 1125	■	■
Emergency exit device to EN 179	■	■
Device type	Push bar	Push bar
Locking points	Single point rim latch	Single point rim latch
Suitable for timber or metal doors	Timber	Metal
Suitable for single doors	■	■
Suitable for double door combinations	✪	✪
Min. / Max. door width (per leaf)	665mm/1300mm	665mm/1300mm
Push bar cut on site	■	■
Site reversible	■	■
Dogged hold-open facility	□	□
Finishes available	SE, SS*, PB*, PS*	SE, SS*, PB*, PS*
CE Classification	**376B1322AA**	**376B1322AA**

■ Standard

□ Available as an option/variant

✪ Used in combination with Briton 376 vertical bolt device on rebated double doors where the 378 rim latch is fitted to the first opening leaf.

Briton 378 Panic Rim Latch

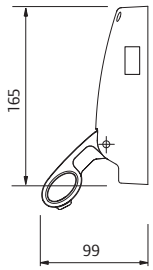

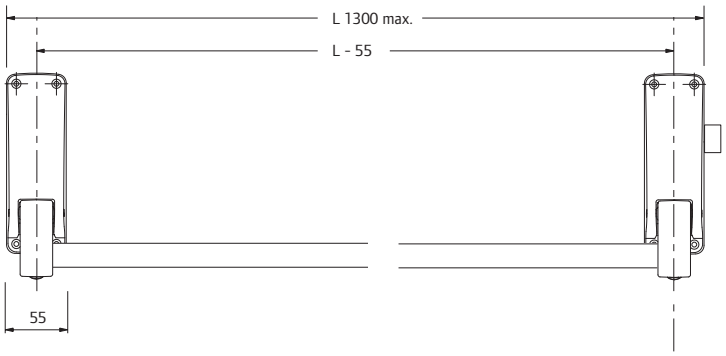

All dimensions are in mm

Door sizes

All products are suitable for use on doors up to 2500mm high x 1300mm wide. Minimum width of stiles 78mm for 13mm rebates and 90mm for 25mm rebates. For doors with less than 665mm clear opening width please seek advice from Technical Support on 0800 834102.

For Briton 379.N, 379.NA & 379.ND minimum door thickness is 40mm and minimum width of stile is 88mm.

Finishes

Available in sprayed silver and PVD plated finishes.

SE
Sprayed silver



SS*
Satin stainless steel
PS*



Polished stainless steel
PB*



Polished brass

* PVD plated

finishes

Panic Exit Hardware

376 Series

Accessories

A range of additional or alternative components is available for the 376 Series of exit hardware.



376ELTS - Extra long top shoot

Suitable for doors that require the push bar to be in a lower position e.g schools. It can also be used on doors up to 3350mm high.



376FFKP - Flush face keeper plate

For applications where there is a flush head frame a flush face keeper plate can be used to secure the bolt.



378DDS - Double door strike

For use on double rebated door applications. Supplied as standard with Briton 377.



Pullman latches

Pullman latches provide a smooth and quiet operation and are supplied as standard on Briton 376.P, 372.P and 376.PD.

Upgrade kits 376/931 can be supplied separately.

Also available with metal threaded screws (376M.P, 372M.P).

Fixings

All Briton exit devices are supplied with self-tapping screws suitable for timber and metal doorsets.

For customers who prefer machine screws, alternative fixing packs are available.



379MDS metal box strike

For use with Briton 379.N mortice panic nightlatch.



378MDS metal door strike

for use with Briton 378 rim devices on single doors, or on the first opening leaf of a double rebated application.



376MDS metal door strike

For vertical panic bolts. Comprises 2 strike plates and 1 trip plate to activate the top tripper.

Allegion (UK) Limited
35 Rocky Lane, Aston, Birmingham B6 5RQ
T: +44 (0) 330 8080 617
E: contactuk@allegion.com

General Maintenance

376 Series

Exit hardware

All panic hardware installation will be operated by a horizontal “Push bar” or “Touch bar” which runs across the width of the door. The operating bar will be used to operate anything from a single rim latch to multipoint side or top/bottom latches.

Top and bottom latches on Briton 376 panic exit hardware are operated by solid rods which are connected to the operating bar.

MAINTENANCE AND CHECKING FUNCTION

In view of the important role the panic and emergency exit device plays in maintaining the safety and security of your building and its occupants, it is recommended that routine maintenance checks are carried out at intervals of not more than 1 month by the occupier or their approved representative.

Types of maintenance

Much of the routine maintenance recommended consists of a combination of visual and mechanical checks, cleaning and lubrication. Look out for the icons opposite which provide a ‘quick glance’ reminder of the maintenance required.

Visual checks

Primarily making a visual check on the product and surrounding door/frame looking for wear, damage, and general condition.



Functional checks

Consists of checking that the product operates properly without any binding or undue force required. Check that any seals or weatherstripping do not inhibit correct operation of the door.



Check fixings

Fixings need to be checked regularly and tightened when necessary. Check that no projection of fixings prevents the door from swinging freely.



Lubricating

Some products will benefit from periodic lubrication using a light machine oil or as instructed.



Cleaning

Build up of grease, dust and harmful chemicals should be removed to prevent corrosion and maintain the product finish.



Allegion (UK) Limited
35 Rocky Lane, Aston, Birmingham B6 5RQ
T: +44 (0) 330 8080 617
E: contactuk@allegion.com

Exit Hardware Maintenance

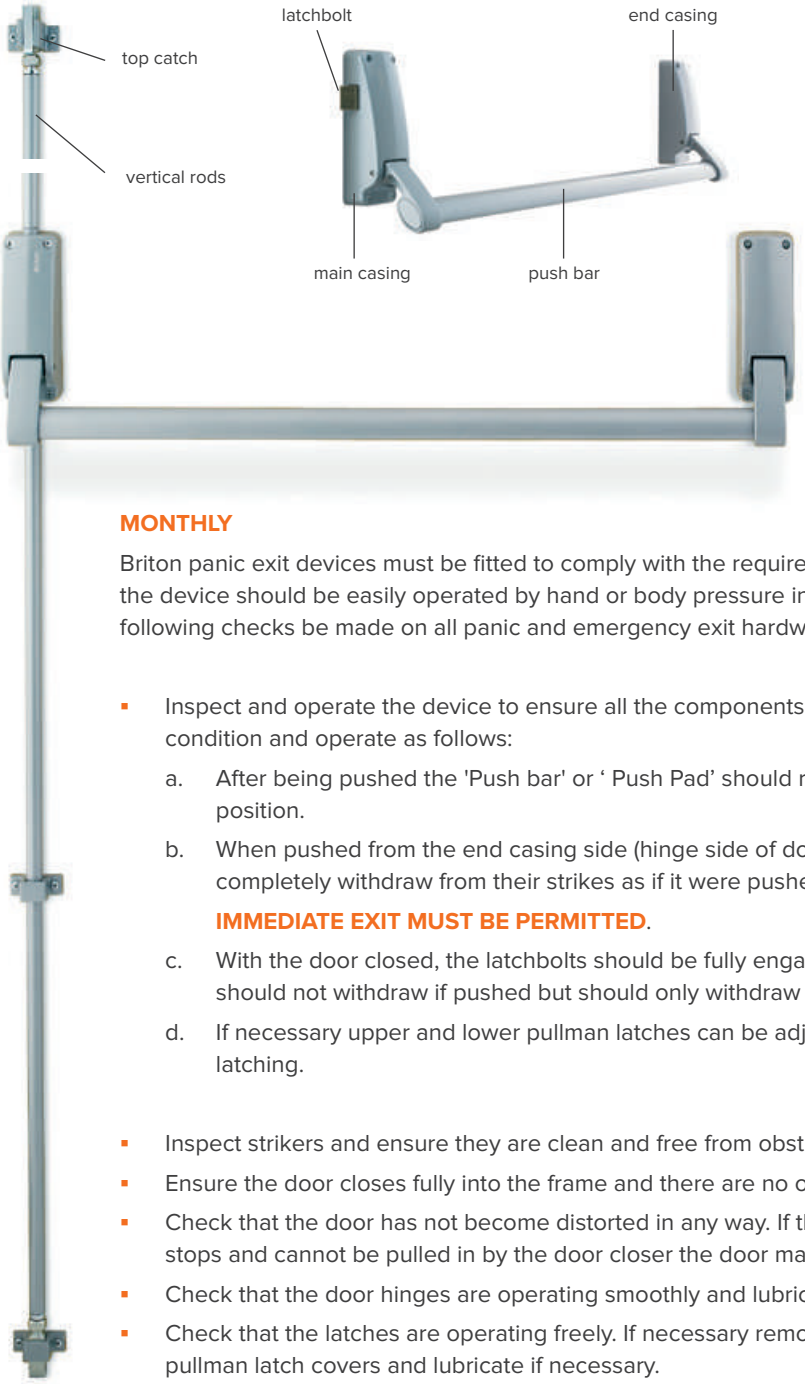

MONTHLY

Briton panic exit devices must be fitted to comply with the requirements of EN 1125 which states that the device should be easily operated by hand or body pressure in a panic situation. We suggest the following checks be made on all panic and emergency exit hardware:

- Inspect and operate the device to ensure all the components are in satisfactory working condition and operate as follows:
  a. After being pushed the 'Push bar' or ‘ Push Pad’ should return automatically to its initial position.
  b. When pushed from the end casing side (hinge side of door) the latchbolt(s) should completely withdraw from their strikes as if it were pushed from the main casing side.
  IMMEDIATE EXIT MUST BE PERMITTED.
  c. With the door closed, the latchbolts should be fully engaged into their strikers. They should not withdraw if pushed but should only withdraw if operated by the 'Push bar'.
  d. If necessary upper and lower pullman latches can be adjusted to ensure the accuracy of latching.



- Inspect strikers and ensure they are clean and free from obstruction.
- Ensure the door closes fully into the frame and there are no obstructions.
- Check that the door has not become distorted in any way. If the door does not meet the frame stops and cannot be pulled in by the door closer the door may need to be replaced.
- Check that the door hinges are operating smoothly and lubricate if necessary.
- Check that the latches are operating freely. If necessary remove the end box covers and/or pullman latch covers and lubricate if necessary.
- Check that all fixings are tight.







If problems persist and for some reason the panic device does not operate properly, consult your approved supplier or contact the Allegion Customer Care Team on 0330 8080 617