Inductive Sensors



Housing Style	Part Number	ID Number	Features	Sensing Range (mm)	Output
8 mm - Embeddable, Miniature Threaded Barrel, Potted-In Cable 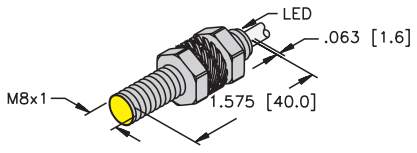	Bi 2-EG08-AG41X	S4562000		2	**2-Wire DC**
	Bi 2-EG08-AG41X/S1589	S4562088	***weldguard***	2	
	Bi 1.5-EG08-AN6X	S4602340		1.5	**3-Wire DC NPN**
	Bi 1.5U-EG08-AN6X	S4600510	***Uprox***	1.5	
	Bi 2-EG08-AN6X	S4602140	***Ext. Range***	2	
	Bi 2-EG08-AN6X/S1589	S4602181	***weldguard***	2	
	Bi 2U-EG08-AN6X	S4602035	***Uprox***	2	
	Bi 1.5-EG08-AN7X	S1766110	***TTL Compatible***	1.5	
	Bi 1.5-EG08-AP6X	S4602240		1.5	**3-Wire DC PNP**
	Bi 1.5U-EG08-AP6X	S4600500	***Uprox***	1.5	
	Bi 2-EG08-AP6X	S4602040	***Ext. Range***	2	
	Bi 2-EG08-AP6X/S100	S4602047	***High Temp. 100°C***	2	
	Bi 2-EG08-AP6X/S957	S4602008	***Flush Mount***	2	
	Bi 2-EG08-AP6X/S1589	S4602085	***weldguard***	2	
	Bi 2-EG08-AP6X/S1610	S4602086-1	***armorguard***	2	
	Bi 2U-EG08-AP6X	S4602032	***Uprox***	2	
	Bi 1.5-EG08-Y1	S1003500		1.5	**2-Wire DC NAMUR**
	Bi 2-EG08-AZ14X	S4100001		2	**2-Wire AC/DC**
	Bi 2-EG08-VP6X	S1604610	***Comp. Outputs***	2	**4-Wire DC PNP**
8 mm - Embeddable, Miniature Threaded Barrel, Potted-In Cable, Teflon Coated 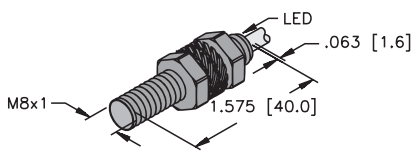	Bi 2-EGT08-AG41X	S4602540		2	**2-Wire DC**
	Bi 1.5-EGT08-AP/S100	S4602256	***High Temp. 100°C***	1.5	**3-Wire DC PNP**



Voltage	Switching Freq. (Hz)	Operating Current (mA)	Operating Temp. (°C)	Protection	Housing	Face	End Cap	Power LED	Output LED	Cable Length/ Cable Mat.	Wiring Diagram #
10-55 VDC	1000	≤100	-25 to +70	IP 67	SS	PA 12	TROG	N/A	YE	2M/PUR	4
	1000	≤100	-25 to +70	IP 67	SS	WG	TROG	N/A	YE	2M/PUR	4
10-30 VDC	3000	≤150	-25 to +70	IP 67	SS	PA 12	TROG	N/A	YE	2M/PUR	1
	2000	≤150	-30 to +85	IP 68	SS	PA 12	TROG	N/A	YE	2M/PUR	1
	3000	≤150	-25 to +70	IP 67	SS	PA 12	TROG	N/A	YE	2M/PUR	1
	3000	≤150	-25 to +70	IP 67	SS	WG	TROG	N/A	YE	2M/PUR	1
	2000	≤150	-30 to +85	IP 68	SS	PA 12	TROG	N/A	YE	2M/PUR	1
	3000	≤150	-25 to +70	IP 67	SS	PA 12	TROG	N/A	YE	2M/PUR	1
10-30 VDC	3000	≤150	-25 to +70	IP 67	SS	PA 12	TROG	N/A	YE	2M/PUR	2
	2000	≤150	-30 to +85	IP 68	SS	PA 12	TROG	N/A	YE	2M/PUR	2
	3000	≤150	-25 to +70	IP 67	SS	PA 12	TROG	N/A	YE	2M/PUR	2
	3000	≤150	-25 to +100	IP 67	SS	PA 12	TROG	N/A	YE	2M/PUR	2
	3000	≤150	-25 to +70	IP 67	SS	PA 12	TROG	N/A	YE	2M/PUR	2
	3000	≤150	-25 to +70	IP 67	SS	WG	TROG	N/A	YE	2M/PUR	2
	3000	≤150	-25 to +70	IP 67	AG	WG	TROG	N/A	YE	2M/PUR	2
	2000	≤150	-30 to +85	IP 68	SS	PA 12	TROG	N/A	YE	2M/PUR	2
5-30 VDC	5000	Remote	-25 to +70	IP 67	SS	PA 12	TROG	N/A	N/A	2M/PUR	3
20-132 VAC 10-140 VDC	20	≤100	-25 to +70	IP 67	SS	PA 12	TROG	N/A	YE	2M/PUR	5
10-30 VDC	3000	≤150	-25 to +70	IP 67	SS	PA 12	TROG	N/A	YE	2M/PUR	6
10-55 VDC	1000	≤100	-25 to +70	IP 67	TC	PA 12	TC	N/A	YE	2M/PUR	4
10-30 VDC	2000	≤150	-25 to +100	IP 67	TC	PA 12	TC	N/A	YE	2M/PUR	2

Wiring Diagrams

Diagram 1

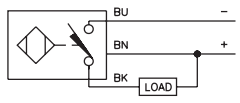

Diagram 2

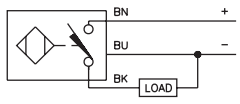

Diagram 3

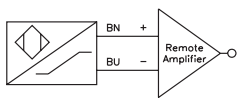

Diagram 4

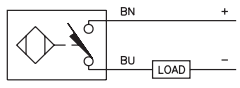

Diagram 5

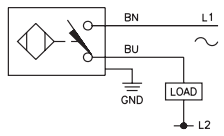

Diagram 6

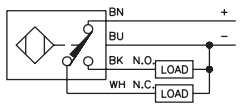

WIRING DIAGRAM

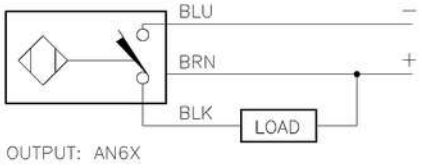

OUTPUT: AN6X

SHORT–CIRCUIT AND OVERLOAD PROTECTED

LOCKNUT LN–SS08

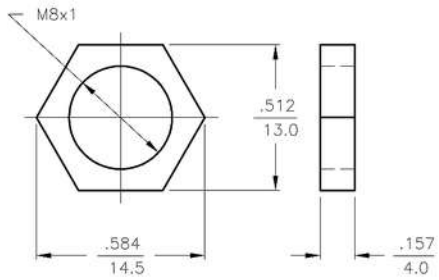

SPECIFICATIONS

RATED OPERATING DISTANCE	2mm =.079"
MOUNTING MODE	FLUSH
MIN. REPEAT ACCURACY	≤ 2%
TEMPERATURE DRIFT	≤ ±10%
HYSTERESIS (SWITCHING DISTANCE)	3–15%
OPERATING TEMPERATURE	–25°C to +70°C (–13°F to +158°F)
RATED OPERATIONAL VOLTAGE	10–30 VDC
MAX. RIPPLE	≤10%
RATED OPERATIONAL CURRENT	≤ 150 mA
NO–LOAD CURRENT	≤ 15 mA
MAX. OFF–STATE CURRENT	≤ 0.1 mA
RATED INSULATION VOLTAGE	≤ 0.5 kV
SHORT–CIRCUIT PROTECTED	YES
MAX. VOLTAGE DROP	≤ 1.8 V
REVERSE POLARITY PROTECTION	INCORPORATED
WIRE–BREAK PROTECTION	INCORPORATED
OUTPUT FUNCTION	NORMALLY OPEN, 3–WIRE, NPN
MAX. SWITCHING FREQUENCY	≤ 1 kHz
HOUSING MATERIAL	METAL, A4 1.4404 (AISI 316L)
ACTIVE FACE	PLASTIC, PA12–GF20
END CAP	PLASTIC, PP
CABLE	ø4, LifYY–11Y, PUR, 2 METER LENGTH
SHOCK RESISTANCE	30 g, 11 ms
VIBRATION RESISTANCE	55 Hz, 1 mm AMPLITUDE (IN ALL 3 PLANES)
DEGREE OF PROTECTION	IP68
SWITCHING STATUS INDICATION	LED: YELLOW

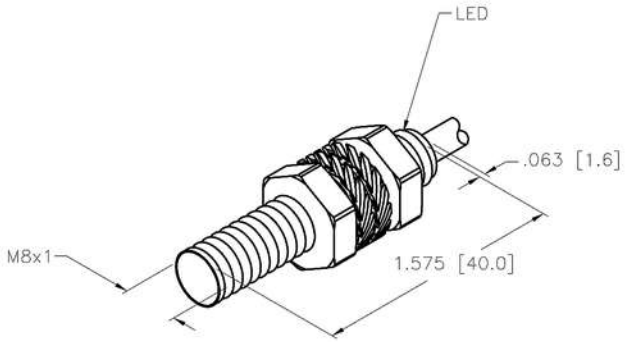

SOURCE DRAWING - FOR REFERENCE ONLY

REV	DESCRIPTION	BY	DATE	ECO NO.
A	DRAWING RELEASE	RDS	05/09/06	

RELATED DOCUMENTS
1.
2.
3.
4.

MATERIAL

FINISH

3RD ANGLE PROJECTION

TOLERANCES UNLESS OTHERWISE SPECIFIED
.X ±0.02
.XX ±0.01
.XXX ±0.005
ANGLES ±1°
ALL MILLIMETER DIMENSIONS ARE REFERENCE ONLY

THIS DRAWING IS PROPERTY OF TURCK INC. USE OF THIS DOCUMENT WITHOUT WRITTEN PERMISSION IS PROHIBITED.

DRFT RDS | DATE 05/08/06
DSGN TB | SCALE 1=1.0

UNIT OF MEASUREMENT
INCH [MILLIMETER]
DO NOT SCALE THIS DRAWING

TURCK INC
High Technology Sensors and Automation Controls

DESCRIPTION: BI 2U–EG08–AN6X
IDENTIFICATION NO.: S4602035
REV: A
FILE: S4602035
SHEET 1 OF 1