EC 50

For RM84, RM85, RM85 inrush,
RM85 105 °C sensitive,
RM87L, RM87L sensitive,
RM87P, RM87P sensitive,
RM83, RMP84, RMP85

For PCB
31,3 x 12,7 x 9 mm
Two poles, 5 mm pinout
8 A, 300 V AC



Pinout

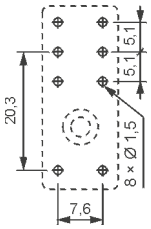

Accessories

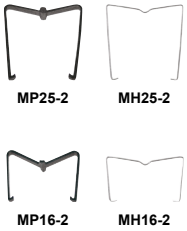

Dimensions

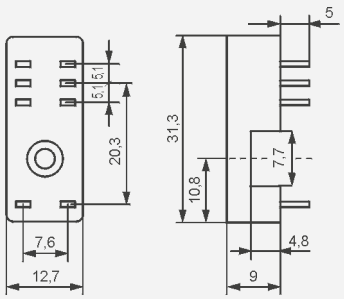

PW80

For RM84, RM85, RM85 inrush,
RM85 105 °C sensitive,
RM87L, RM87L sensitive,
RM87P, RM87P sensitive,
RM83

For PCB
34,6 x 12,9 x 6,6 mm
Two poles, 5 mm pinout
8 A, 250 V AC



Pinout

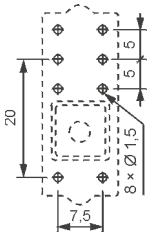

Accessories

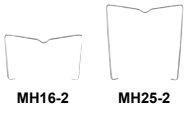

Dimensions

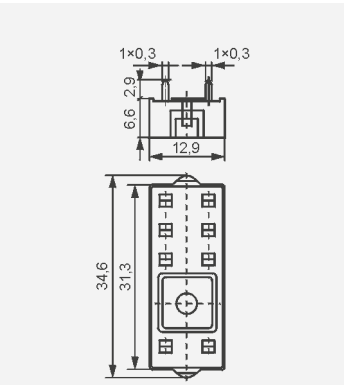

GD50

For RM84, RM85, RM85 inrush,
RM85 105 °C sensitive,
RM87L, RM87L sensitive,
RM87P, RM87P sensitive,
RM83, RMP84, RMP85

For PCB
31,5 x 13 x 9 mm
Two poles, 5 mm pinout
8 A, 300 V AC



Pinout

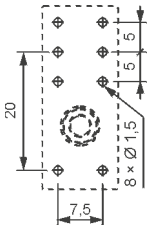

Accessories

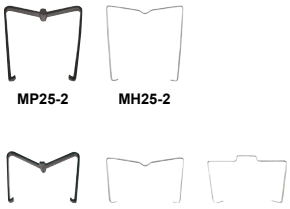

Dimensions

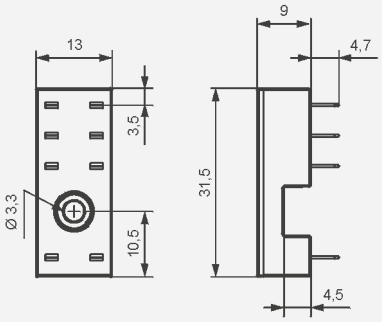

GZT92

For RM87N, RM87N sensitive

Screw terminals
Max. tightening moment
for the terminal: 0,7 Nm
35 mm rail mount
acc. to PN-EN 60715
or on panel mounting
80 x 15,6 x 61(67) mm ❷
One pole, 3,5 mm pinout
12 A, 300 V AC



Connection diagrams

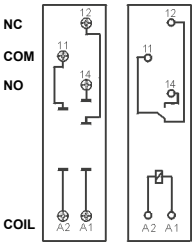

RM87N

Accessories ❶





Dimensions

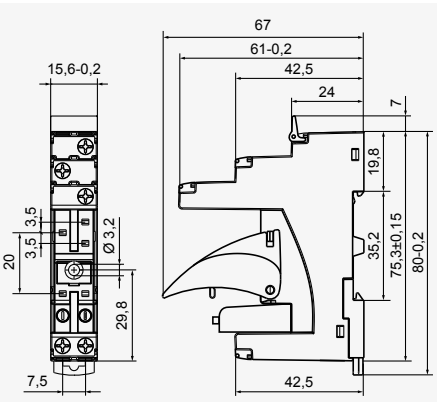

❶ Mounting and sub-assemblies of accessories in the socket - see page 16. Signalling / protecting modules type M... - see page 17.
❷ In the bracket the height of socket with retainer / retractor clip is shown.