TABLE 1

MOLEX P/N	ENG. NO.	LED
1202510082	BKB8030-FBB	NO
1202510083	BKB803P-FBB	YES
1202510084	BKB803N-FBB	YES

TABLE 2 BILL OF MATERIAL

ITEM	DESCRIPTION	MATERIAL	FINISH
1	LABEL	ABS	WHITE
2	SHELL	BRASS	NICKEL PLATED
3	CONTACT	BRASS	GOLD OVER NICKEL
4	CONTACT	BRONZE	GOLD OVER NICKEL
5	O-RING	FPM	RED
6	LED	NO LED = PA	BLACK
		WITH LED = PA	TRANSPARENT
7	SHELL	BRASS	NICKEL PLATED
8	HOUSING	PBT	BLACK

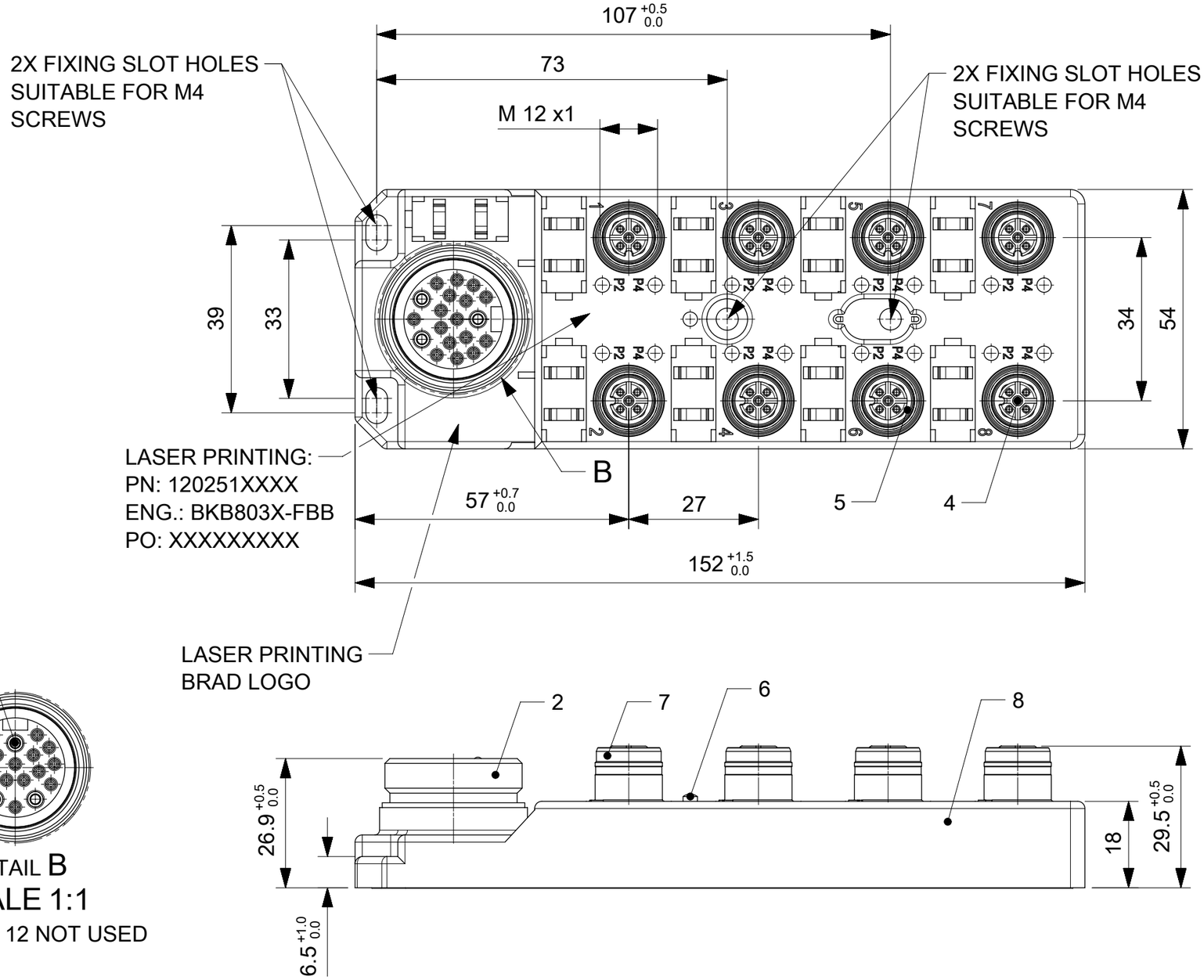

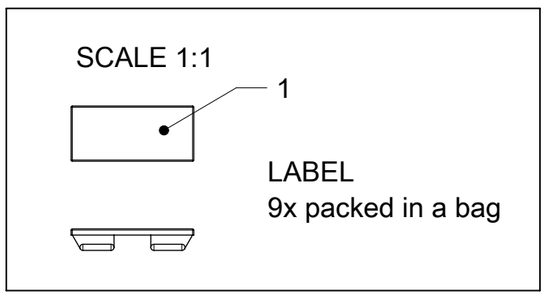

DETAIL B
SCALE 1:1

NOTE - PIN 12 NOT USED

GENERAL CHARACTERISTICS:

ELECTRICAL AND MECHANICAL DATA ACC. TO IEC 61076-2-101

NOMINAL VOLTAGE:	10-30 V DC
AMPERE RATING:	4 A PER PORT / 12 A MAX
AMPERE RATING WITH UL REGISTRATION:	3 A PER PORT / 9 A MAX
IP DEGREE OF PROTECTION:	IP 67
TEMPERATURE RANGE:	-25°C to +85°C

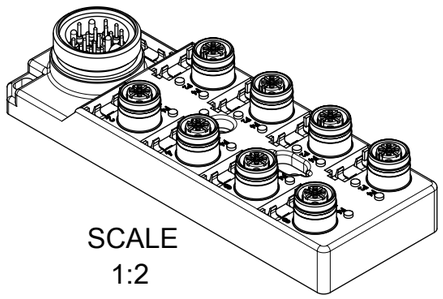

SCALE
1:2

DOCUMENT STATUS	P1	RELEASE DATE	2020/01/17 08:23:50

FORMAT: master-tb-prod-A3
REVISION: H
DATE: 2018/01/18

THIS DRAWING CONTAINS INFORMATION THAT IS PROPRIETARY TO MOLEX ELECTRONIC TECHNOLOGIES, LLC AND SHOULD NOT BE USED WITHOUT WRITTEN PERMISSION

SYMBOLS	DIMENSION UNITS	SCALE
= 0	mm	1:1

GENERAL TOLERANCES (UNLESS SPECIFIED)

ANGULAR TOL	±	1.0 °
4 PLACES	±	
3 PLACES	±	
2 PLACES	±	0.05
1 PLACE	±	0.3
0 PLACES	±	0.5

DRAFT WHERE APPLICABLE MUST REMAIN WITHIN DIMENSIONS

CURRENT REV DESC:

EC NO: 630686
DRWN: SSM 2019/01/02
CHK'D: RSILLER 2020/01/17
APPR: RSILLER 2020/01/17

INITIAL REVISION:
DRWN: SSM 2019/01/02
APPR: RSILLER 2020/01/17

THIRD ANGLE PROJECTION | DRAWING: A3-SIZE | SERIES: 120251

molex

MPIS U12 NON 5P 8PT MINI CHANGE BK DUAL

PRODUCT CUSTOMER DRAWING

DOCUMENT NUMBER	DOC TYPE	DOC PART	REVISION
1202510082	PSD	000	A

MATERIAL NUMBER	CUSTOMER	SHEET NUMBER
SEE TABLE 1	GENERAL MARKET	1 OF 2

Wiring Diagram NON LED Dual

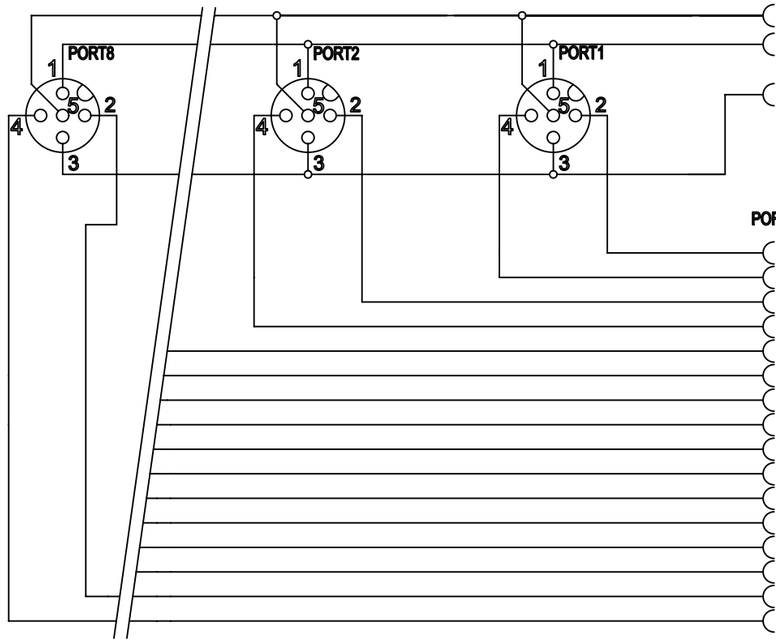

FUNCTION	PIN NUMBER
EARTH	PIN 12
+V	PIN 7
-V	PIN 5

PORT (CONTACT)	PIN NUMBER
PORT 1(2)	PIN 19
PORT 1(4)	PIN 15
PORT 2(2)	PIN 4
PORT 2(4)	PIN 6
PORT 3(2)	PIN 8
PORT 3(4)	PIN 16
PORT 4(2)	PIN 14
PORT 4(4)	PIN 3
PORT 5(2)	PIN 9
PORT 5(4)	PIN 17
PORT 6(2)	PIN 13
PORT 6(4)	PIN 2
PORT 7(2)	PIN 10
PORT 7(4)	PIN 11
PORT 8(2)	PIN 18
PORT 8(4)	PIN 1

Wiring Diagram PNP Dual

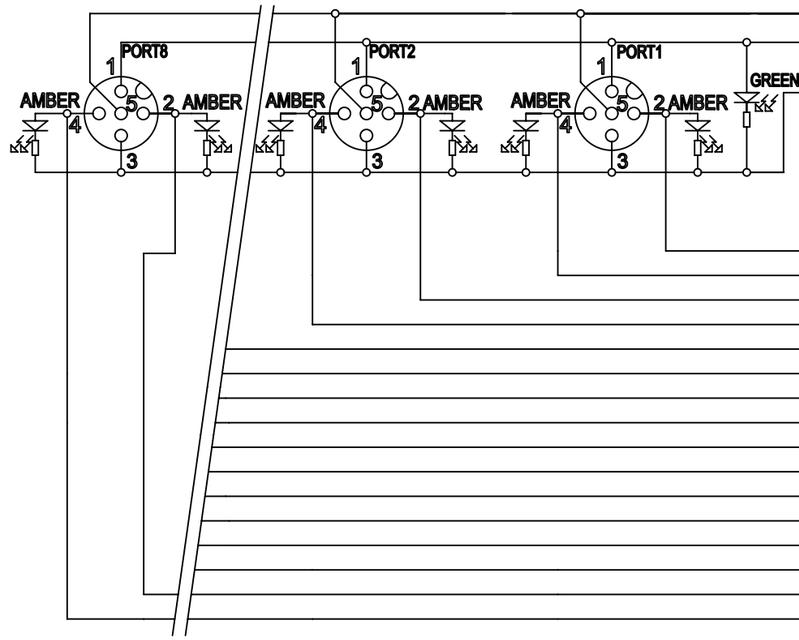

FUNCTION	PIN NUMBER
EARTH	PIN 12
+V	PIN 7
-V	PIN 5

PORT (CONTACT)	PIN NUMBER
PORT 1(2)	PIN 19
PORT 1(4)	PIN 15
PORT 2(2)	PIN 4
PORT 2(4)	PIN 6
PORT 3(2)	PIN 8
PORT 3(4)	PIN 16
PORT 4(2)	PIN 14
PORT 4(4)	PIN 3
PORT 5(2)	PIN 9
PORT 5(4)	PIN 17
PORT 6(2)	PIN 13
PORT 6(4)	PIN 2
PORT 7(2)	PIN 10
PORT 7(4)	PIN 11
PORT 8(2)	PIN 18
PORT 8(4)	PIN 1

Wiring Diagram NPN Dual

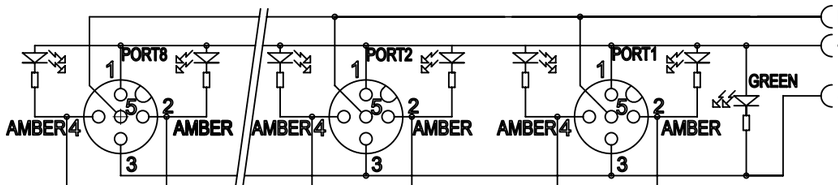

FUNCTION	PIN NUMBER
EARTH	PIN 12
+V	PIN 7
-V	PIN 5

PORT (CONTACT)	PIN NUMBER
PORT 1(2)	PIN 19
PORT 1(4)	PIN 15
PORT 2(2)	PIN 4
PORT 2(4)	PIN 6
PORT 3(2)	PIN 8
PORT 3(4)	PIN 16
PORT 4(2)	PIN 14
PORT 4(4)	PIN 3
PORT 5(2)	PIN 9
PORT 5(4)	PIN 17
PORT 6(2)	PIN 13
PORT 6(4)	PIN 2
PORT 7(2)	PIN 10
PORT 7(4)	PIN 11
PORT 8(2)	PIN 18
PORT 8(4)	PIN 1

THIS DRAWING CONTAINS INFORMATION THAT IS PROPRIETARY TO MOLEX ELECTRONIC TECHNOLOGIES, LLC AND SHOULD NOT BE USED WITHOUT WRITTEN PERMISSION

SYMBOLS: = 0

DIMENSION UNITS: mm | SCALE: 1:1

GENERAL TOLERANCES (UNLESS SPECIFIED)

ANGULAR TOL	± 1.0 °
4 PLACES	±
3 PLACES	±
2 PLACES	± 0.05
1 PLACE	± 0.3
0 PLACES	± 0.5

DRAFT WHERE APPLICABLE MUST REMAIN WITHIN DIMENSIONS

CURRENT REV DESC:

EC NO: 630686
DRWN: SSM 2019/01/02
CHK'D: RSILLER 2020/01/17
APPR: RSILLER 2020/01/17

INITIAL REVISION:
DRWN: SSM 2019/01/02
APPR: RSILLER 2020/01/17

THIRD ANGLE PROJECTION | DRAWING: A3-SIZE | SERIES: 120251

molex

MPIS U12 NON 5P 8PT MINI CHANGE BK DUAL

PRODUCT CUSTOMER DRAWING

DOCUMENT NUMBER	DOC TYPE	DOC PART	REVISION
1202510082	PSD	000	A

MATERIAL NUMBER	CUSTOMER	SHEET NUMBER
SEE TABLE 1	GENERAL MARKET	2 OF 2

DOCUMENT STATUS	P1	RELEASE DATE	2020/01/17 08:23:50

FORMAT: master-tb-prod-A3
REVISION: H
DATE: 2018/01/18