Assembly of the chest box on the trolley - Montage du coffre sur la servante



1 – Remove the last drawer of the chest / Enlever le dernier tiroir du coffre



a – Lower the back clip of the right-hand Runner and lift on the left-hand side
b – Pull out the drawer

a – Baisser le clip noir de la glissière coté droit et lever le côté gauche
b – Tirer le tiroir



Slide left
Glissière gauche



Slide right
Glissière droite

2 – Position the 2 metal parts first and then the chest box
Positionner les 2 pièces métal puis le coffre sur la servante

2.1



2.2



2.3



3 – Fasten the chest box on the trolley from the inside
Fixer le coffre sur la servante de l'intérieur







4 – Fasten the parts to the back of the trolley / Fixer les pièces à l'arrière de la servante



Begin with a screw-gun
Commencer avec une visseuse à batterie



Finish with a screwdriver
Terminer avec un tournevis



UK Importer- FACOM UK, 270 Bath Rd, Slough SL1 4DX, England - FACOM EU, 62 Chemin de la Bruyère, 69570 Dardilly, France

ROLL

ROLL.6M3A – ROLL.6NM3A



ROLL.6M4 - ROLL.6NM4A



ROLL.7M3A - ROLL.7NM3A



ROLL.8M3A - ROLL.8NM3A



ROLL.C4M3A



ROLL.C4M4A



ROLL.CR4M3A



NU-ROLL_0921

FACOM www.facom.com

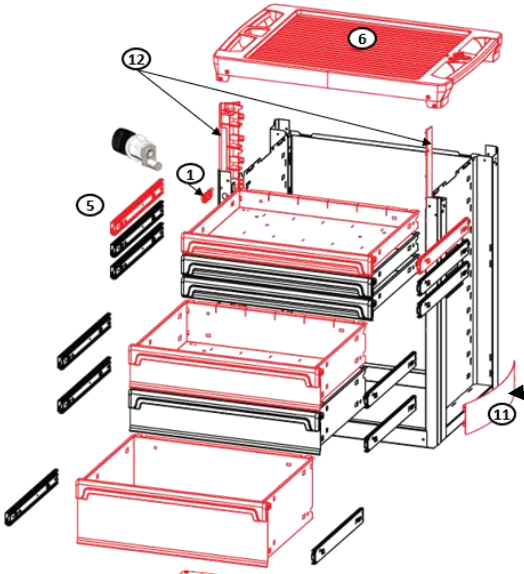







SER.SBR2A

SER.SBN6A





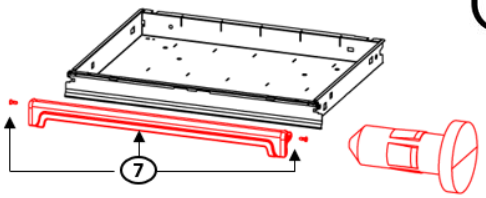

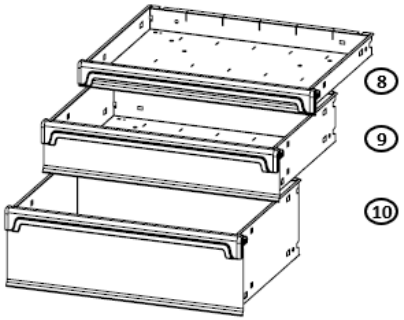



		ROLL.6(N)M3A		ROLL.7(N)M3A		ROLL.8(N)M3A		ROLL.6(N)M4A		ROLL.C4M3A	ROLL.C4M4A	ROLL.CR4M3A
1	2840.17	1	1	1	1	1	1	1	1	1	1	1
2	2092.09	1	1	1	1	1	1	1	1			1
3	2092.10	1	1	1	1	1	1	1	1			1
4	2092.11	2	2	2	2	2	2	2	2			2
5	SER.GL10 ⚀	6	6	7	7	8	8	6	6	4		4
6	CHR6.01	1	1	1	1	1	1			1		1
	ROLL4-01							1	1		1	
7	ROLL.M3A-01	6	6	7	7	8	8			4		4
	ROLL.M4A-01							6	6		4	
8	ROLL.M3A-60R2	3		5		6				3		3
	ROLL.M3A-60N6		3		5		6					
	ROLL.M4A-60R2							3			3	
	ROLL.M4A-60N6								3			
9	ROLL.M3A-130R2	2		1		2				1		1
	ROLL.M3A-130N6		2		1		2					
	ROLL.M4A-130R2							2			1	
	ROLL.M4A-130N6								2			
10	ROLL.M3A-200R2	1		1								
	ROLL.M3A-200N6		1		1							1
	ROLL.M4A-200R2							1				
	ROLL.M4A-200N6								1			
11	SER.SBR2A	1		1		1		1		1	1	1
	SER.SBN6A		1		1		1		1			
12	JET4-05 ⚀	1	1	1	1	1	1	1	1			
	JET4-05C ⚀									1	1	1
13	ROLL.C4K1									1	1	1
14	ROLL.C4K2											1

OPTIONS

JET.LA1



JET.LA2



JET.LA16



JET.A5-3GXL



JET.LA5-2



SER.J4R

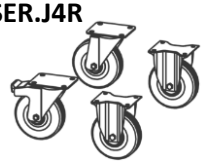

2600.A2



CHRONO.A14M3



MODM.



MOD.



JET2.15



JET2.16



