THE INFORMATION CONTAINED IN THIS DRAWING IS THE SOLE PROPERTY OF L-COM, INC. ANY REPRODUCTION IN PART OR WHOLE WITHOUT THE WRITTEN PERMISSION OF L-COM, INC. IS PROHIBITED.

| REVISIONS | | | |
|---|---|---|---|
| REV | DESCRIPTION | DATE | APPROVED |
| E | ECN 4740: CN RELEASE | 5/13/10 | D. CASTRO |
| F | ECN 6458: USE NEW LOGO | 10/12/12 | D.FRISIELLO |
| G | ECN 6692: ADDED BOTTOM VIEW FOR CLARITY | 2/20/13 | D.FRISIELLO |
| H | ECN 8409: UPDATE TEMPERATURE RATING TO -10~70ºC | 7/15/16 | S.LI |

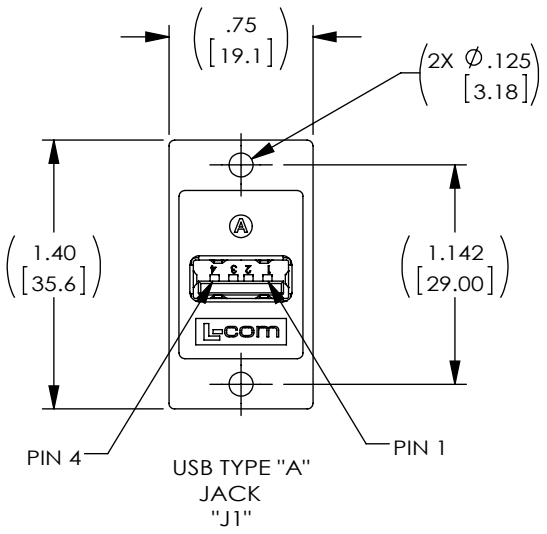


USB TYPE "A"
JACK
"J1"

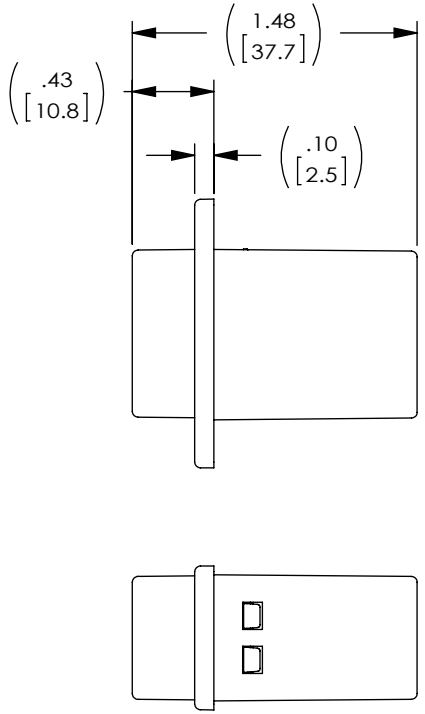


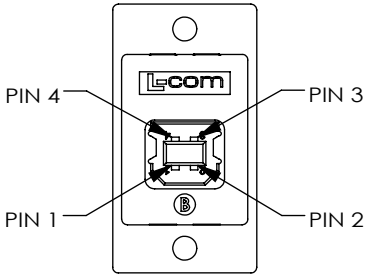


USB TYPE "B"
JACK
"J2"

**NOTES:**

**MATERIAL:**
COUPLER HOUSING: ABS, UL94V-0.
CONNECTOR INSULATORS: WHITE, PBT WITH GLASS FIBER.
TYPE "A" CONNECTOR CONTACTS: PHOSPHOR BRONZE.
TYPE "A" CONNECTOR SHELL: BRASS.
TYPE "B" CONNECTOR CONTACTS: PHOSPHOR BRONZE.
TYPE "B" CONNECTOR SHELL FRONT: BRASS.
TYPE "B" CONNECTOR SHELL BACK: STEEL.
PCB: EPOXY GLASS FP-4, 94V-0 FLAMMABILITY RATING.

**FINISH:**
COUPLER HOUSING: COLOR, BLACK.
CONNECTOR CONTACTS: GOLD, 30µ INCHES.
CONNECTOR SHELLS: NICKEL.

**ELECTRICAL:**
CURRENT RATING: 2 AMP MAX.
VOLTAGE RATING: 140 VDC.

**ENVIRONMENTAL:**
OPERATING TEMPERATURE: -10˚ C TO +70˚ C. (H)

**MISCELLANEOUS:**
COUPLER SHALL BE TESTED FOR CONTINUITY.
COUPLER SHALL BE INDIVIDUALLY PACKAGED IN ACCORDANCE WITH L-COM PACKAGING SPEC PS-0031.

**REGULATORY COMPLIANCE:**
CE2011/65/EU(RoHS DIRECTIVE)

WIRING MAP

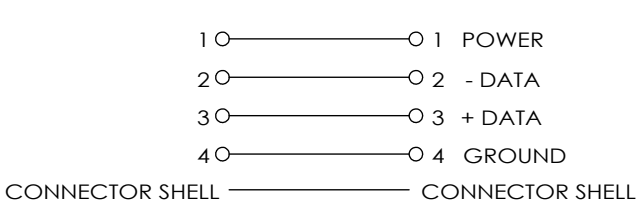


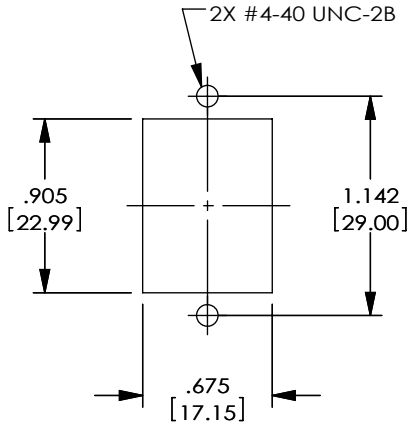


RECOMMENDED
PANEL CUTOUT

UNLESS OTHERWISE SPECIFIED,
DIMENSIONS ARE IN INCHES [mm]
OVERALL CABLE LENGTH TOLERANCE:
≤12 [305] = +1 [25] / -0
>12 [305] ≤60 [1524] = +2 [51] / -0
>60 [1524] ≤120 [3048] = +4 [102] / -0
>120 [3048] ≤300 [7620] = +6 [152] / -0
>300 [7620] = +5% / -0%
ALL OTHER DIMENSIONAL TOLERANCES:
.X = ± .2 [5.08]
.XX = ± .02 [.51]
.XXX = ±.005 [.13]
PROJECTION

| APPROVALS | | DATE |
|---|---|---|
| DRAWN BY | C. MCCORMICK | 5/4/2001 |
| CHECKED BY | D. PARHAM | 5/4/2001 |
| APPROVED BY | R. CARRICK | 5/4/2001 |

CONFIGURATION DETAILS OF UNDIMENSIONED FEATURES MAY VARY

COLOR VARIATIONS MAY OCCUR

L-COM Global Connectivity
50 HIGH STREET
NORTH ANDOVER, MA
01845

CATEGORY
USB

PRODUCT DESCRIPTION
USB A-B PANEL ADPT BLACK

| SIZE | FSCM NO. | DWG. NO. | REV. |
|---|---|---|---|
| A | 43321 | ECF504B-UAB | H |

SCALE: NONE | CAD FILE: ECF504B-UAB.SLDDRW | SHEET 1 OF 1