Weller®

WX compatible



WXP 65, WXP 80, WXP 120, WXP 200, WXMP (MS), WXMT (MS), WXDP 120, WXDP 120 Robust, WXDV 120

DE Originalbetriebsanleitung
GB Translation of the original instructions
ES Traducción del manual original
FR Traduction de la notice originale
IT Traduzione delle istruzioni originali
PT Tradução do manual original
NL Vertaling van de oorspronkelijke gebruiksaanwijzing
SV Översättning av bruksanvisning i original
DK Oversættelse af den originale brugsanvisning
FI Alkuperäisten ohjeiden käännös
GR Μετάφραση του πρωτοτύπου των οδηγιών χρήσης
TR Orijinal işletme talimatı çevirisi
CZ Překlad původního návodu k používání
PL Tłumaczeniem instrukcji oryginalnej
HU Eredeti használati utasítás fordítása
SK Preklad pôvodného návodu na použitie
SL Prevod izvirnih navodil
EE Algupärase kasutusjuhendi tõlge
LV Instrukciju tulkojumam no oriģinālvalodas
LT Originalios instrukcijos vertimas
BG Превод на оригиналната инструкция
RO Traducere a instructiunilor originale
HR Prijevod originalnih uputa
RU Оригинальное руководство по эксплуатации

DE	Lieferumfang	CZ	Rozsah dodávky
GB	Included in delivery	PL	Zakres dostawy
ES	Piezas suministradas	HU	Szállítási terjedelem
FR	Fourniture	SK	Rozsah dodávky
IT	Dotazione	SL	Obseg pošiljke
PT	Fornecimento	EE	Tarne sisu
NL	Omvang van de levering	LV	Piegādes komplekts
SV	Leveransomfattning	LT	Komplektas
DK	Leveringsomfang	HR	Popratna oprema
FI	Toimitussisältö	BG	Обем на доставката
GR	Υλικά παράδοσης	RO	Pachetul de livrare
TR	Teslimat kapsamı	RU	Комплект поставки



WXP 65

Tip type series XNT

T0052921199



XNT A 1,6 x 0,4 mm
T0054485199

&

WDH 10
T0051512199



T0051384199

WXP 80

Tip type series LT

T0052920899



LT B 2,4 x 0,8 mm
T0054440599

&

WDH 10
T0051512199



T0051384199

WXP 120

Tip type series XT

T0052920199



XT B 2,4 x 0,8 mm
T0054470499

&

WDH 10
T0051512199



T0051384199

For more information about tip type series please visit

WXP 200

Tip type series XHT



T0052920599

SW 17
T0058741753

XHT D 5,0 x 1,2 mm
T0054480199

&

WDH 31
T0051515899



T0051384199

WXMP / WXMP (MS)

Tip type series RT

WXMP T0052920399
WXMP (MS) T0052921399



1,3 x 0,4 mm
RT 3 T0054460399
RT 3MS T0054461699

&

WDH 51
T0051517199



T0058751816



T0051384199

WXMT / WXMT (MS)

Tip type series RTW

WXMT T0051317799
WXMT (MS) T0051317999



0,7 x 0,4 mm
RTW 2 T0054465299
RTW 2MS T0054465799

&

WDH 60
T0051516999



T0051384199

DE	Lieferumfang	CZ	Rozsah dodávky
GB	Included in delivery	PL	Zakres dostawy
ES	Piezas suministradas	HU	Szállítási terjedelem
FR	Fourniture	SK	Rozsah dodávky
IT	Dotazione	SL	Obseg pošiljke
PT	Fornecimento	EE	Tarne sisu
NL	Omvang van de levering	LV	Piegādes komplekts
SV	Leveransomfattning	LT	Komplektas
DK	Leveringsomfang	HR	Popratna oprema
FI	Toimitussisältö	BG	Обем на доставката
GR	Υλικά παράδοσης	RO	Pachetul de livrare
TR	Teslimat kapsamı	RU	Комплект поставки



WXDP 120 / WXDP 120 Robust

Tip type series XDS

T0051320199
Robust T0051320699



XDS 1 Ø 1,4 x Ø 2,5 mm
T0051325099

T0058765773



T0058765772

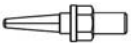

T0058765801



&

WDH 70
T0051517299



T0051384199

WXDV 120

Tip type series XDS

T0051320499



XDS 1 Ø 1,4 x Ø 2,5 mm
T0051325099

T0058765773



T0058765772

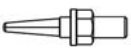

T0058765801



&

WDH 40
T0051515399



T0051384199



T0058741815



Ø 2,7 mm T0058741059

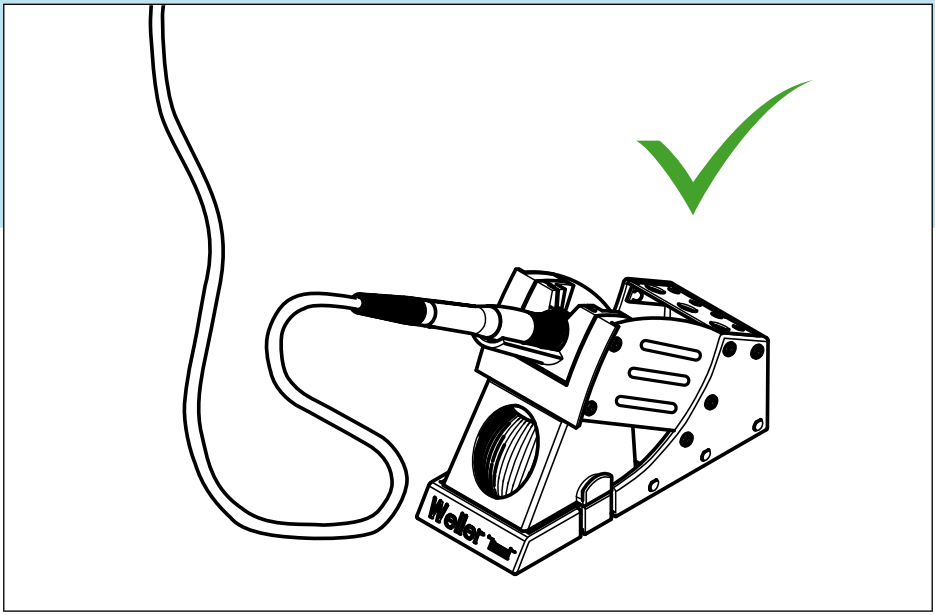

DE Legen Sie das Lötwerkzeug bei Nichtgebrauch immer in der Sicherheitsablage ab.

GB Always place the soldering tool in the safety rest while not in use.

ES Cuando no use el soldador deposítelo siempre en el soporte de seguridad.

FR En cas de non utilisation de l'outil de soudage, toujours le poser dans la plaque reposoir de sécurité.

IT In caso di non utilizzo, l'utensile di saldatura deve essere sempre appoggiato sul supporto di sicurezza.

PT Em caso da não utilização, pouse a ferramenta de solda sempre no descanso de segurança.

NL Plaats het soldeergereedschap bij niet-gebruik altijd in de veiligheidshouder.

SV När du inte använder lödverktyget ska det alltid placeras i säkerhetshållaren.

DK Læg altid loddeværktøjet fra dig i sikkerhedsholderen, når det ikke bruges.

FI Laita juotostyökalu aina turvatelineeseen, kun lopetat työkalun käytön.



GR Εναποθέτετε το εργαλείο συγκόλλησης σε περίπτωση μη χρήσης πάντοτε στη βάση εναπόθεσης ασφαλείας.

TR Havya aletini kullanmadığında her zaman güvenlikli göze yerleştiriniz.

CZ Pokud pájedlo nepoužíváte, vždy jej odložte na bezpečnou odkládací plochu.

PL Nieużywane narzędzie do lutowania należy zawsze odłożyć do uchwytu.

HU Ha nem használja a forrasztópákát, akkor helyezze azt mindig a biztonsági tárolóba.

SK Keď spájkovačku nepoužívate, odložte ju vždy do bezpečnostného stojana.

SL Če spajkalnika ne potrebujete, ga vedno odložite v varovalni odlagalnik.

EE Kasutusvaheaegadel asetage jootetööriist alati ohutushoidikule.

LV Laikā, kad lodāmurs netiek izmantots, vienmēr novietojiet to uz drošības paliktņa.

LT Kai litavimo įrankio nenaudojate būtinai įdėkite į komplekte esantį apsauginį dėklą.

BG Ако не използвате поялния инструмент, винаги го слагайте в предпазната подставка.

RO Depuneţi întotdeauna scula de lipire metalică pe poliţa de siguranţă în caz de nefolosire a acesteia.

HR Odložite alat za lemljenje uvijek u sigurnosni prihvatnik kada alat nije u uporabi.

RU Если паяльный инструмент не используется, всегда храните его в безопасном месте.

DE Inbetriebnahme
GB Starting up the device
ES Puesta en servicio del aparato
FR Mise en service de l'appareil
IT Messa in funzione dell'apparecchio
PT Colocação do aparelho em serviço
NL Toestel in gebruik nemen
SV Ta lödstationen i drift
DK Ibrugtagning af apparatet
FI Laitteen käyttöönotto
GR Θέση της συσκευής σε λειτουργία
TR Cihazı işletime alma

CZ Uvedení zařízení do provozu
PL Uruchamianie urządzenia
HU A készülék üzembe helyezése
SK Uvedenie zariadenia do prevádzky
SL Začetek dela z napravo
EE Seadme kasutuselevõtt
LV Iekārtas lietošanas sākšana
LT Prietaiso paruošimas eksploatuoti
BG Включване на уреда
RO Punerea în funcţiune a aparatului
HR Uređaj pustiti u rad
RU Ввод устройства в эксплуатацию

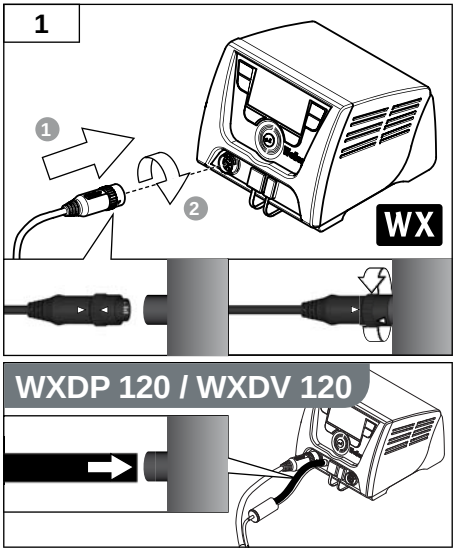

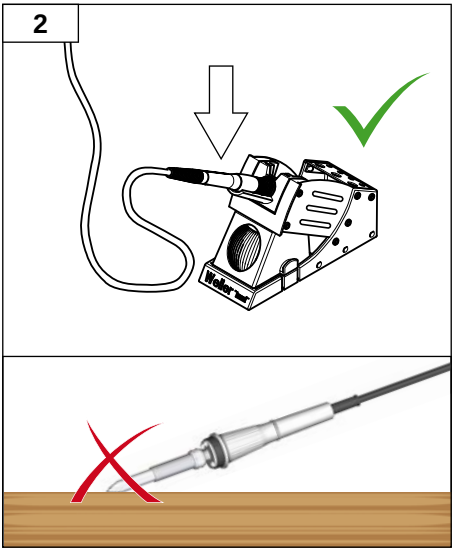

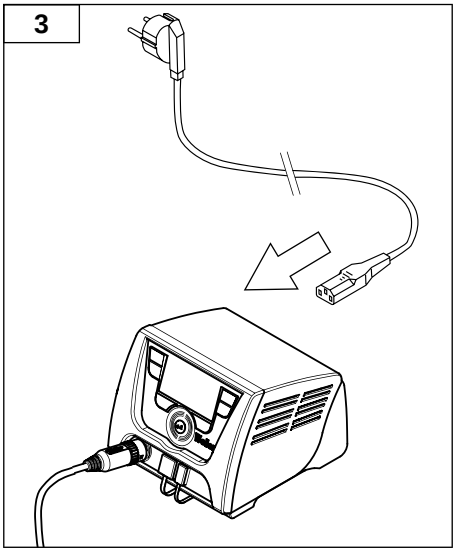



5

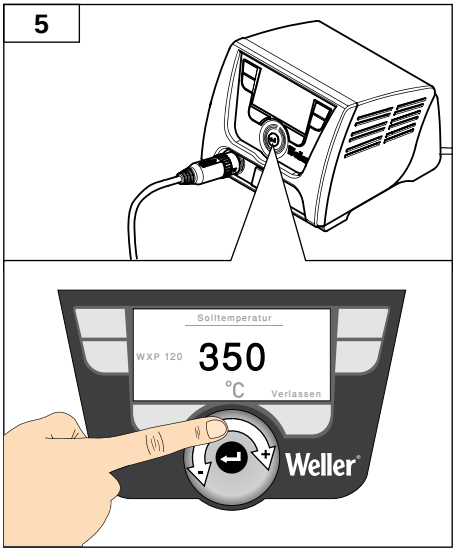

6

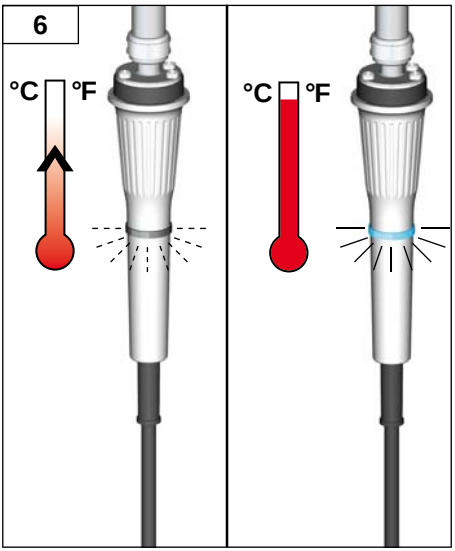

7

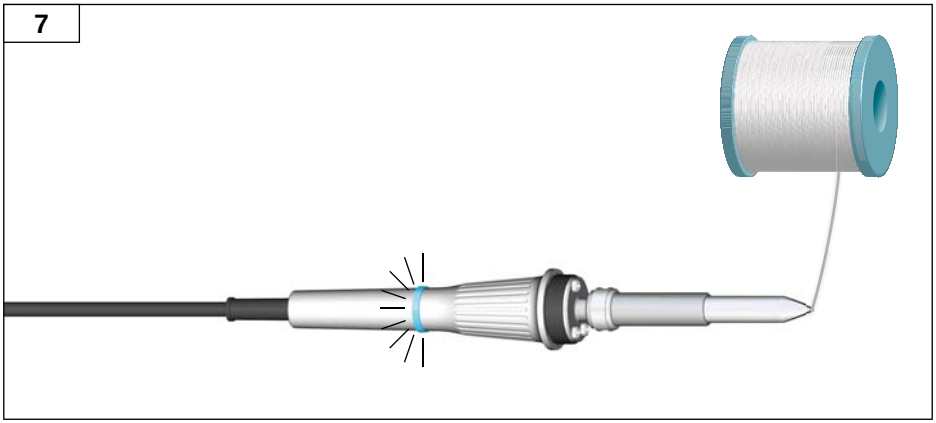

DE Betrieb
GB Operation
ES Operação
FR Fonctionnement
IT Esercizio
PT Operação
NL Gebruik
SV Drift
DK Funktion
FI Käyttö
GR Λειτουργία
TR Operasyon

CZ Provoz
PL Operacja
HU Üzemeltetés
SK Prevádzka
SL Delovanje
EE Operatsioon
LV Darbība
LT Operacija
BG Работа
RO Funcţionarea
HR Operativni rad
RU Эксплуатация

WXDP 120 / WXDP 120 Robust

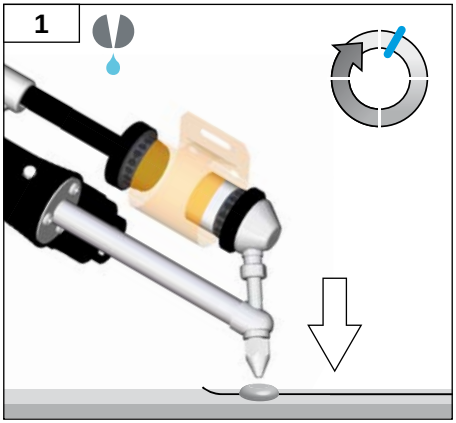

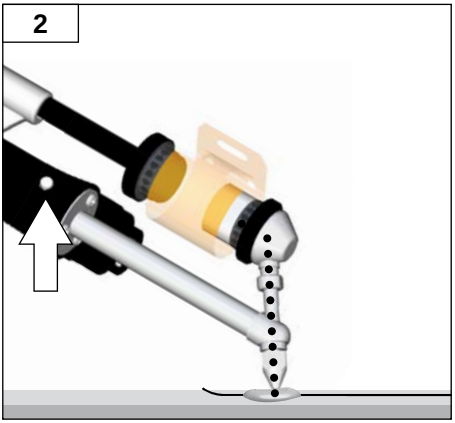

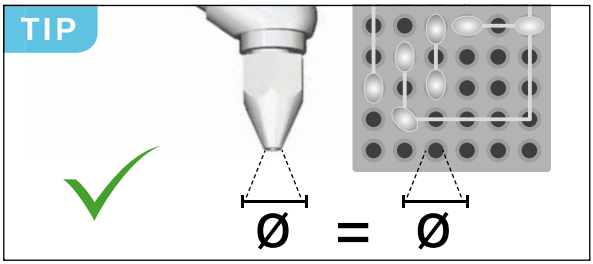

DE Betrieb
GB Operation
ES Operação
FR Fonctionnement
IT Esercizio
PT Operação
NL Gebruik
SV Drift
DK Funktion
FI Käyttö
GR Λειτουργία
TR Operasyon

CZ Provoz
PL Operacja
HU Üzemeltetés
SK Prevádzka
SL Delovanje
EE Operatsioon
LV Darbība
LT Operacija
BG Работа
RO Funcţionarea
HR Operativni rad
RU Эксплуатация

WXDV 120

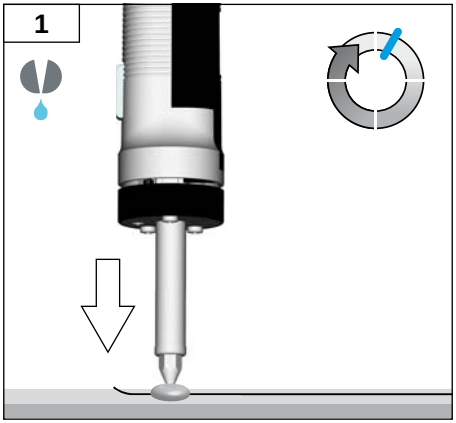

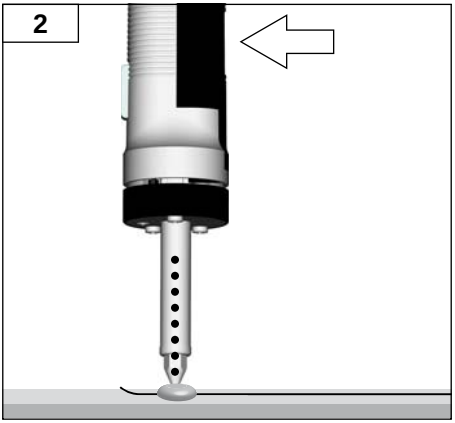

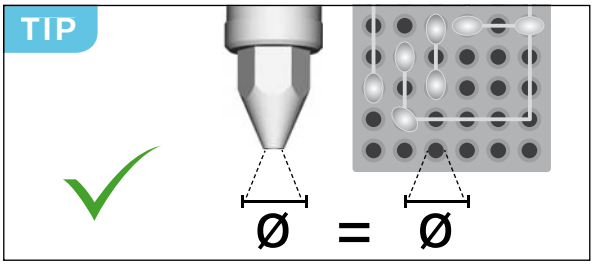

T0055731504 / 09.2015

GERMANY

Weller Tools GmbH
Carl-Benz-Straße 2
74354 Besigheim

Tel: +49 (0)7143 580-0
Fax: +49 (0)7143 580-108

ITALY

Apex Tool S.r.l.
Viale Europa 80
20090 Cusago (MI)

Tel: +39 (02)9033101
Fax: +39 (02)90394231

USA

Apex Tool Group, LLC
14600 York Rd. Suite A
Sparks, MD 21152

Tel: +1 (800)688-8949
Fax: +1 (800)234-0472

GREAT BRITAIN

Apex Tool Group (UK Operations) Ltd
4th Floor Pennine House
Washington, Tyne & Wear
NE37 1LY

Tel: +44 (0) 191 419 7700
Fax: +44 (0) 191 417 9421

SWITZERLAND

Apex Tool Switzerland Sàrl
Crêt-St-Tombet 15
2022 Bevaix

Tel: +41 (0) 24 426 12 06
Fax: +41 (0) 24 425 09 77

CANADA

Apex Tools – Canada
5925 McLaughlin Rd.
Mississauga, Ontario L5R 1B8

Tel. +1 (905) 501-4785
Fax. +1 (905) 387-2640

FRANCE

Apex Tool Group S.N.C.
25 Avenue Maurice Chevalier B.P. 46
77832 Ozoir-la-Ferrière Cedex

Tel: +33 (0)1.64.43.22.00
Fax: +33 (0)1.64.43.21.62

CHINA

Apex Tool Group
A-8 building
No. 38 Dongsheng Road
Heqing Industrial Park, Pudong
Shanghai 201201

Tel: +86 (21)60880288
Fax: +86 (21)60880289

AUSTRALIA

Apex Tools
P.O. Box 366
519 Nurigong Street
Albury, N.S.W. 2640
Australia

Tel: +61 (2)6058-0300
Fax: +61 (2)6021-7403

www.weller-tools.com

© 2015, Apex Tool Group, LLC.
Weller® is a registered Trademark and registered Design of Apex Tool Group, LLC.

Weller®