

Model Number

NMB5-18GM65-E2-FE-V1

Features

- **Stainless steel sensing face**
- **Sensing range 5 mm**
- **3-wire DC**
- **Ferrous targets**

Connection

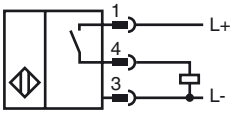

Pinout

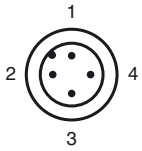

Wire colors in accordance with EN 60947-5-2

1	BN	(brown)
2	WH	(white)
3	BU	(blue)
4	BK	(black)

Accessories

V1-W-2M-PUR
Cable socket, M12, 4-pin, PUR cable

V1-G-2M-PUR
Cable socket, M12, 4-pin, PUR cable

AB-18
Mounting aid

Dimensions

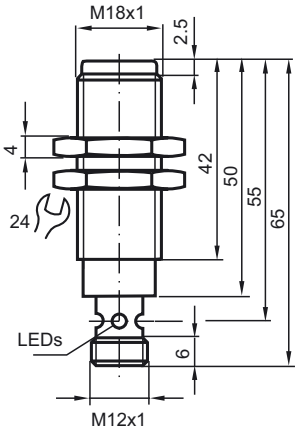

Technical Data

General specifications		
Switching element function		PNP NO
Rated operating distance	s_n	5 mm
Installation		flush
Output polarity		DC
Assured operating distance	s_a	0 ... 4.05 mm
Actuating element		Ferrous targets
Reduction factor r_{Al}		0
Reduction factor r_{Cu}		0
Reduction factor r_{304}		0.8
Reduction factor r_{St37}		1
Nominal ratings		
Operating voltage	U_B	10 ... 30 V DC
Switching frequency	f	15 Hz
Hysteresis	H	3 ... 15 typ. 5 %
Reverse polarity protected		yes
Short-circuit protection		yes
Voltage drop	U_d	≤ 2 V
Operating current	I_L	≤ 200 mA
Current consumption		< 14 mA
Off-state current	I_r	≤ 10 µA
Functional safety related parameters		
$MTTF_d$		990 a
Mission Time (T_M)		20 a
Diagnostic Coverage (DC)		0 %
Indicators/operating means		
Operating display		4-way dual LED Green: power Yellow: output
Ambient conditions		
Ambient temperature		-40 ... 70 °C (-40 ... 158 °F)
Mechanical specifications		
Connection type		Device connector M12 x 1 , 4-pin
Housing material		Stainless steel 1.4305 / AISI 303
Sensing face		Stainless steel 1.4305 / AISI 303
Protection degree		IP67 / IP68 / IP69K - cordset dependent according to cable Standard
Compliance with standards and directives		
Standard conformity		
Standards		EN 60947-5-2:2007 IEC 60947-5-2:2007
Approvals and certificates		
UL approval		cULus Listed, General Purpose

Release date: 2012-06-11 10:59 Date of issue: 2012-06-11 908440_eng.xml

CSA approval	cCSAus Listed, General Purpose
CCC approval	Products with a maximum operating voltage of ≤36 V do not bear a CCC marking because they do not require approval.

Release date: 2012-06-11 10:59 Date of issue: 2012-06-11 908440_eng.xml

Subject to modifications without notice
Copyright Pepperl+Fuchs

Pepperl+Fuchs Group www.pepperl-fuchs.com
USA: +1 330 486 0001 fa-info@us.pepperl-fuchs.com
Germany: +49 621 776-4411 fa-info@pepperl-fuchs.com
Singapore: +65 6779 9091 fa-info@sg.pepperl-fuchs.com

PEPPERL+FUCHS
SENSING YOUR NEEDS