

# Index

## Series 1K2

**Product Range**

- miniature tact switches- change over slide switches **Page 725**

**Technical Data** **Page 726**

**Technical Drawing / Dimension / Layout** **Page 727**

## Change over slide switch






| | no. of poles | material of contacts | contacts | connection method | actuator/cursor | part no. | circuit drawing | technical drawing | component layout |
|---|---|---|---|---|---|---|---|---|---|
| **Change over slide switch** | 1 | gold plated (standard) | 1 C | right-angled | Standard | **09.10201.02** | 1 | 2 | 1 |
| | | | | | raised | **09.10290.01** | 1 | 4 | 1 |
| | | | | straight | Standard | **09.03201.02** | 1 | 1 | 1 |
| | | | | | raised | **09.03290.01** | 1 | 3 | 1 |
| | | gold plated (tropicalised) | | | Standard | **19.03201.01** | 1 | 1 | 1 |

contacts : changeover = C
circuit drawings from page 728, technical drawings from page 727, component layouts from page 728

## 1K2

### electrical characteristics

**insulation resistance**
at 100 VDC: > 10'000 MΩ

**life time**
nominal: 1000 operations
mechanical 10 000 operations

**contact power rating**
6 W

**voltage**
nominal: 12 V,
maximum: 24 V,
minimum: 10 mV

**electric strength**
250 Vrms, 50 Hz

**current nominal**
nominal: 500 mA,
minimum: 1 mA

**contact resistance**
< 22 mΩ

### mechanical characteristics

**actuating travel**
1.6 mm nominal

**contacts**
0.4 µ Au/Ni (standard version)
2 µ Au/Ni (tropicalised version)

**resistance to shock**
50 g/11 ms (IEC 512-4 test 6c)

**resistance to vibrations**
10 to 500 Hz/10 g (IEC 512-4 test 6d)

### climatic characteristics

**service temperature**
-40°C to + 85°C

**damp heat**
4 days (IEC 512-6) (standard version)
21 days (IEC 512-6) (tropicalised version)

**soldering**
at 250°C 5 sec.
hand mounting for 90° Version on Side-by-side mounting

**saline mist**
24 hours (standard version)
96 hours (tropicalised version)

## technical drawings

**1 Change over slide switch**
page 725

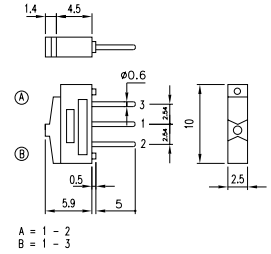


**2 Change over slide switch**
page 725

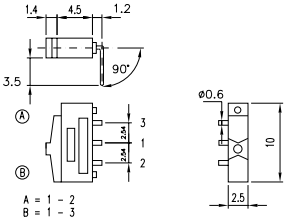


**3 Change over slide switch**
page 725

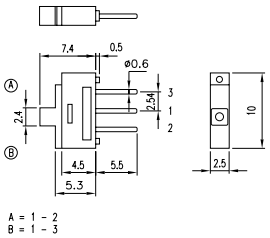


**4 Change over slide switch**
page 725

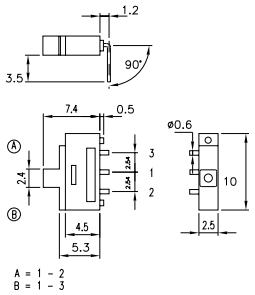

## component layouts

**1 Change over slide switch**
page 725

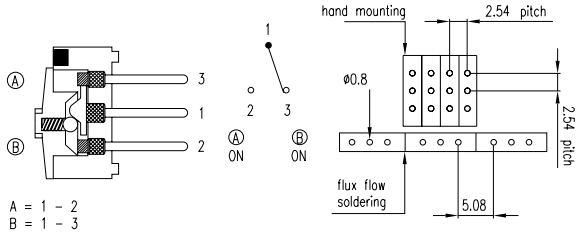


## circuit drawings

**1 Change over slide switch**
page 725

