Single-Ended Cordsets

BCC M414-0000-2A-014-PS0434-020
Order Code: BCC031T

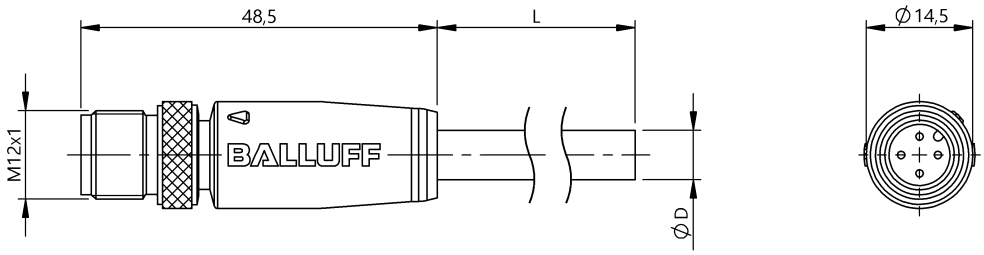

Basic features

Approval/Conformity	CE cULus EAC WEEE

Electrical connection

Bending radius min., fixed cable	5 x D
Bending radius min., flexible cable	10 x D
Cable	PUR Shielded black, 2 m, drag chain compatible
Cable diameter D	4.70 mm ±0.15 mm
Cable, bending cycles min.	2 mil.
Conductor cross-section	0.34 mm²
Connection	M12x1-Male, Straight, 4-pin, A-coded
Connector configuration	Straight
Number of conductors	4
Number of pins	4
System	Molded

Electrical data

Operating voltage Ub	250 VDC / 250 VAC
Rated current (40 °C)	4.0 A

Environmental conditions

Cable temperature, drag chain	-25...60 °C
Cable temperature, fixed routing	-50...80 °C
Cable temperature, flexible routing	-25...80 °C
IP rating	IP67

Interface

Switching output	Complementary

Material

Cable jacket material, note	Shielded
Cable jacket, material	PUR
Cable shield	Copper braid, tin-plated
Material contact carrier	PUR
Material contacts	Brass
Material cover nut	Brass nickel-plated
Material grip	PUR

Mechanical data

Acceleration max., drag chain	5 m/s²
Cable jacket, color	black
Cable length L	2.00 m
Cable properties	drag chain compatible
Horizontal travel permitted, drag chain	5 m
Tightening torque pigtail	0.6 Nm
Traverse speed max., drag chain	200 m/min
Vertical travel permitted, drag chain	2 m

BCC M414-0000-2A-014-PS0434-020
Order Code: BCC031T

Remarks

Cable construction acc. to UL-AWM Style 20549
Halogen-free per DIN VDE 0472 Part 815
Silicone-free
Flame resistance per UL FT2
Enclosure rating per IEC 60529, only in screwed state with the associated mating piece.

Connector Drawings

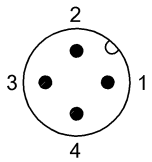

PIN 1: brown
PIN 2: white
PIN 3: blue
PIN 4: black

Wiring Diagrams

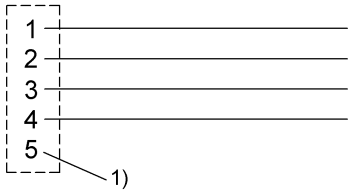

1) Shield on cover nut