PRODUCT-DETAILS

OS32GB04N1P

OS32GB04N1P SWITCH FUSE



General Information

Extended Product Type	OS32GB04N1P
Product ID	1SCA114610R1001
EAN	6417019470306
Catalog Description	OS32GB04N1P SWITCH FUSE
Long Description	Switch Fuses,Front Operated,4-pole,04 (Left Side),British Standard,A2-A3,Handle and shaft included,Switched - With Solid Link

ABB EcoSolutions

End of Life Instructions	1SCC311048M0201
Environmental Product Declaration - EPD	1SCC311195D0201
Group Waste to Landfill Target	UL 2799 Zero Waste To Landfill Validation available

Material Compliance

Conflict Minerals	9AKK108467A5658

© 2024 ABB. All rights reserved.

Reporting Template (CMRT)	
REACH Declaration	1SCC011021D0201
RoHS Information	1SCC011020D0201
RoHS Status	Following EU Directive 2011/65/EU and Amendment 2015/863 July 22, 2019
SCIP	5bc76227-2de0-413e-9f30-8c61c0656c69 Finland (FI)
Simplified SCIP	20b46b29-2942-4c24-9e62-6699a9d9aac9 Germany (DE) 6627e734-5ef0-4e3c-812b-d0983f7382f3 Bulgaria (BG) 1930e1d1-f79e-41bf-ad34-bae0b9766f1e Norway (NO) 66e7c7d6-8a68-4dfd-8fed-33fe00fbab23 Belgium (BE) b06afcc7-2c76-4bc0-ade9-453de75664f9 Sweden (SE) 8362d34c-45ad-40ce-910c-5242b077f197 Poland (PL) 462edf8a-d492-452c-bc23-b90b8adcd524 Poland (PL) 0ed548ac-7b63-4c64-a6d9-c9d6c3a18e31 Belgium (BE) 591ddb65-d8f0-4d4f-a22d-30e989ef85cf Spain (ES) 19e495dd-97c6-46ad-a5d6-d69254b3d69e Hungary (HU) 58b4078b-9240-4c97-a4a8-532d94ac371e Estonia (EE) e1ccf87a-6295-4a10-bd1b-e3fbc83bd710 Greece (GR) ccfdf5b5-326f-4289-9656-ee9d09a36454 Portugal (PT) 93a3e98a-4e3c-42a9-89b9-c3a1066daf37 Poland (PL) 12a9c71c-c9c3-4603-9c76-2930e15f9d3b Germany (DE) a58c27e1-cdef-41ef-8ed3-1e80bcae17f6 France (FR) 135f9a39-703f-4a2d-b10d-129b864e8c03 Netherlands (NL) c2973e1a-e805-4520-8f49-fbf0ed67812f Czech Republic (CZ) c0f50707-4451-4f5d-879f-0e5f319a2a25 Denmark (DK) 066a7a78-97bc-497b-8a9b-f6d8f21a6c3c Croatia (HR) ef4e7128-ef54-428a-8f1a-75714b8624fe France (FR) 844cc72c-2a32-4099-819d-b61bf816af4a Italy (IT) 17901923-510b-4539-97aa-6e106a2eb684 Hungary (HU) 68d72ecc-9852-45b6-a9fe-6380bf0d3b74 Germany (DE) 6e311a67-3bd9-44c4-93b3-e4ff059012da Germany (DE) 91092930-ce2b-466c-a874-d6424acde1c6 Sweden (SE) 117c2523-2ca7-48e0-8d6a-0f51f458658d Germany (DE)
Toxic Substances Control Act - TSCA	1SCC011025D0201

Popular Downloads

Data Sheet, Technical Information	1SCC311013C0201
Instructions and Manuals	1SCC311036M0212
Mechanical Drawings	OS63GB_F_04.igs
Environmental Product Declaration - EPD	1SCC311195D0201
End of Life Instructions	1SCC311048M0201

Environmental

Pollution Degree	3

Ordering

Minimum Order Quantity	1 piece
Customs Tariff Number	85365080
Country of Origin	Finland (FI)

Dimensions

© 2024 ABB. All rights reserved.

Product Net Width	136 mm
Product Net Height	125 mm
Product Net Depth / Length	109 mm
Product Net Weight	1.37 kg 3.02 lb

Container Information

Package Level 1 Units	box 1 piece
Package Level 1 Width	170 mm 6.7 in
Package Level 1 Depth / Length	190 mm 7.5 in
Package Level 1 Height	145 mm 5.7 in
Package Level 1 Gross Weight	1.5 kg 3.3 lb
Package Level 1 EAN	6417019470306

Technical

Rated Operational Current AC-21A (I_e)	(500 V) 32 A (690 V) 32 A
Rated Operational Current AC-22A (I_e)	(500 V) 32 A (690 V) 32 A
Rated Operational Current AC-23A (I_e)	(500 V) 32 A (690 V) 32 A
Rated Operational Power AC-23A (P_e)	(220 ... 240 V) 7.5 kW (400 V) 15 kW (415 V) 15 kW (500 V) 18.5 kW (690 V) 22 kW
Conventional Free-air Thermal Current (I_{th})	Θ = 40 °C 32 A
Conventional Thermal Current (I_{the})	Fully Enclosed 32 A
Rated Impulse Withstand Voltage (U_{imp})	12 kV
Rated Insulation Voltage (U_i)	1000 V
Rated Operational Voltage	Main Circuit 690 V AC
Rated Short-time Withstand Current Low Voltage (I_{cw})	for 1 s 2.5 kiloampere rms
Rated Conditional Short-Circuit Current (I_{nc})	(690 V) 80 kA
Power Loss	at Rated Operating Conditions per Pole 1 W
Pollution Degree	3
Handle Type	Pistol handle and shaft included
Fourth Pole Position	Left Side
Fourth Pole Type	Switched - With Solid Link
Switches Operating Mechanism	04 (Left Side)
Position of Line Terminals	Top In - Bottom Out, Bottom In - Top Out
Fuse Size	A2-A3

© 2024 ABB. All rights reserved.

Fuse System	British Standard
Operating Mode	Front Operated
Standards	IEC 60947-3
Mounting Type	Base mounting
Number of Poles	4
Connecting Capacity	Stranded 2.5 … 25 mm² Flexible 2.5 … 25 mm²
Cable Cross-Section	2.5 ... 25 mm²
Wire Stripping Length	Main Circuit 12 mm Main Circuit 0.47 in
Terminal Type	Screw Terminals
Tightening Torque	3 N·m 4 N·m
Rated Current (I_n)	Main Circuit 32 A

Technical UL/CSA

Wire Stripping Length	Main Circuit 12 mm Main Circuit 0.47 in
Tightening Torque	3 N·m 4 N·m

Certificates and Declarations

A2L Certificate – IEC	1SCC311208D0201
ATEX Certificate	No certification needed
CCC Certificate	CCC OS32-63G_ 2016.pdf
Declaration of Conformity - CE	1SCC311136D2703
DNV GL Certificate	1SCC311125D0203
UL Certificate	No certification needed

Classifications

Object Classification Code	Q
ETIM 8	EC001040 - Fuse switch disconnector
ETIM 9	EC001040 - Fuse switch disconnector
UNSPSC	39122233
IDEA Granular Category Code (IGCC)	5291 >> Fuse switch disconnector
eClass	V11.1 : 27371401
WEEE Category	5. Small Equipment (No External Dimension More Than 50 cm)

© 2024 ABB. All rights reserved.

Categories

Low Voltage Products and Systems → Switches → Switch Fuses






© 2024 ABB. All rights reserved.