Powering Business Worldwide

Instruction Leaflet | **Istruzioni per il montaggio**
Montageanweisung | **安装说明**
Notice d'installation | **Инструкция по монтажу**
Instrucciones de montaje | **منشـــور التعليمـــات**

06/21 IL03801010Z

P3-63/I4
P3-63/I4/SVB
P3-100/I5
P3-100/I5/SVB

a	
P3	**13.5 mm** (0.53")
HI11-P1/P3	**7.5 mm** (0.3")
K-CI-K4	**15 mm** (0.59")
K-CI-K5	**16 mm** (0.63")

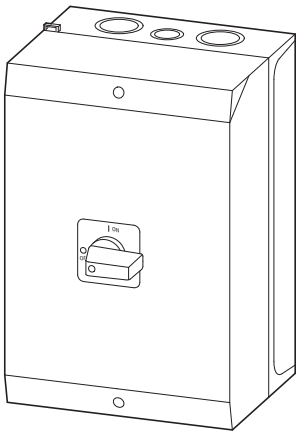

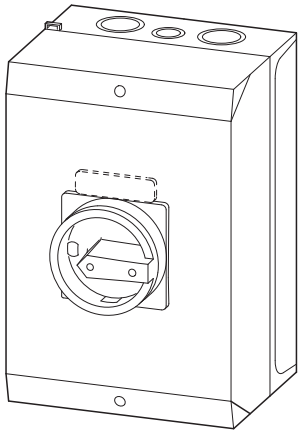

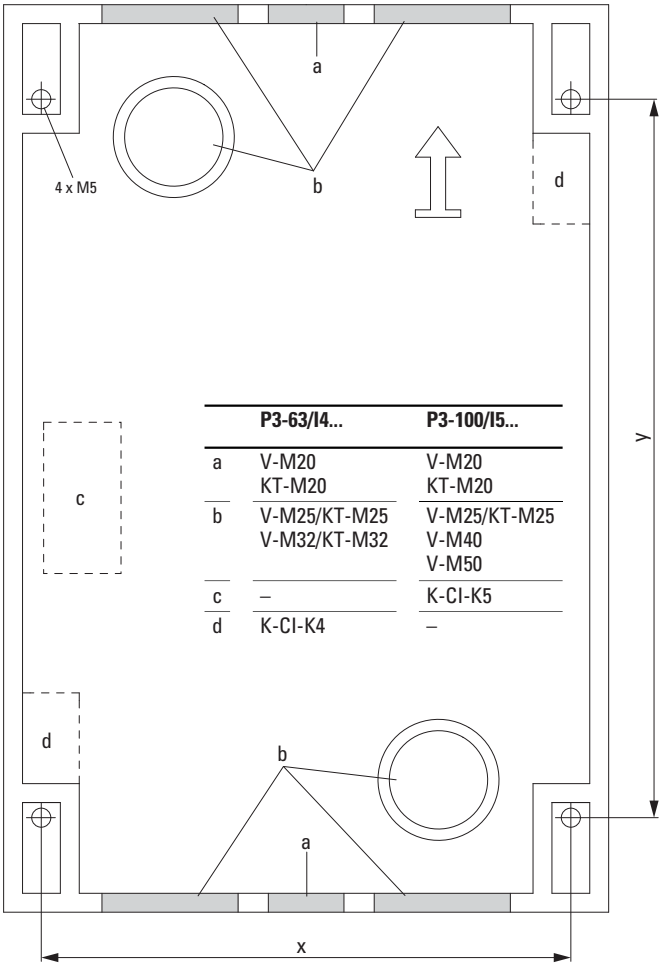

	P3-63/I4...	P3-100/I5...
a	V-M20 KT-M20	V-M20 KT-M20
b	V-M25/KT-M25 V-M32/KT-M32	V-M25/KT-M25 V-M40 V-M50
c	–	K-CI-K5
d	K-CI-K4	–

[mm]	P3-63/I4	P3-100/I5
x	142	182
y	193	233

[in]	P3-63/I4	P3-100/I5
x	5.59	7.17
y	7.60	9.17

(en) Electric current! Danger to life!
Only skilled or instructed persons may carry out the following operations.

(de) Lebensgefahr durch elektrischen Strom!
Nur Elektrofachkräfte und elektrotechnisch unterwiesene Personen dürfen die im Folgenden beschriebenen Arbeiten ausführen.

(fr) Tension électrique dangereuse !
Seules les personnes qualifiées et averties doivent exécuter les travaux ci-après.

(es) ¡Corriente eléctrica! ¡Peligro de muerte!
El trabajo a continuación descrito debe ser realizado por personas cualificadas y advertidas.

(it) Tensione elettrica: Pericolo di morte!
Solo persone abilitate e qualificate possono eseguire le operazioni di seguito riportate.

(zh) 触电危险！
只允许专业人员和受过专业训练的人员进行下列工作。

(ru) Электрический ток! Опасно для жизни!
Только специалисты или проинструктированные лица могут выполнять следующие операции.

(ar) تحـذير ! تيـار كهربـائي ! خطـر مـوت !
لا تتـــم اعمـــال الصـــيانة و التركيـــب الا مـــن قبـــل العـــاملين المـــدربين !

HI11-P1/P3		tightening torque
	0.5 - 1.5 mm²	**1 Nm** (8.85 lb-in)
	0.75 - 2.5 mm²	
	AWG 18 - AWG 14	

P3...		tightening torque
	1 x 1.5 - 25 mm² 2 x 1.5 - 6 mm²	**3 Nm** (26.55 lb-in)
	1 x 2.5 - 35 mm² 2 x 2.5 - 10 mm²	
	AWG 14 - AWG 2	

75 °C Cu wire only

UL-File: E 36 332

Suitable For Use As Motor Disconnecting Means With Suffix SVB
Break All Lines

	I_u (IEC)	I_u (UL/CSA)
P3-63/N...	63 A	63 A
P3-100/N...	100 A	90 A

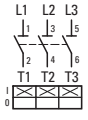

P3...

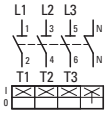

P3.../N

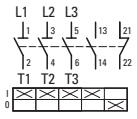

P3.../HI11

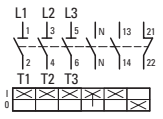

P3.../N/HI11

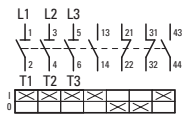

P3.../2HI11

P3-100/I5(-RT)
P3-100/I5/SVB(-SW)

Components drawn in broken lines are not included in the scope of delivery.

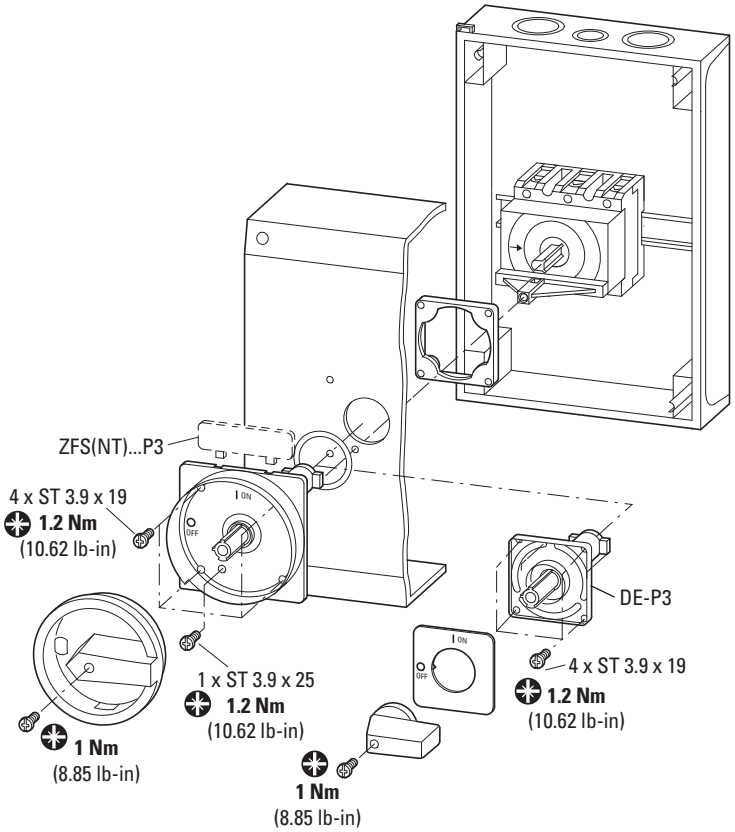

P3-63/I4(-RT)
P3-63/I4/SVB(-SW)

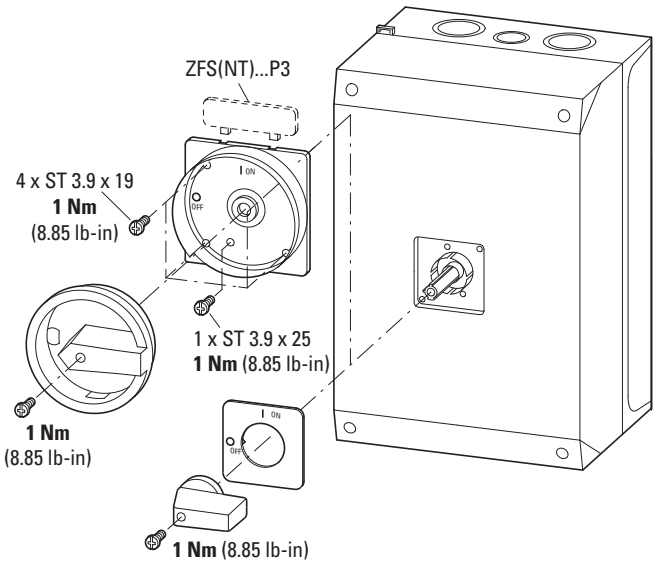

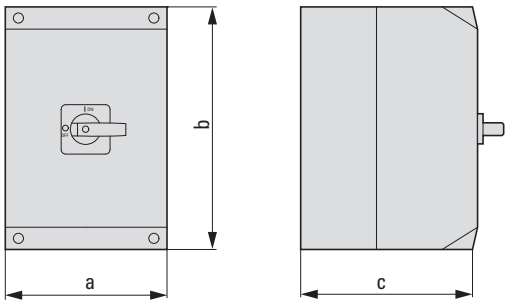

[mm]	P3-63/I4	P3-100/I5
a	160	200
b	240	280
c	95	125

[in]	P3-63/I4	P3-100/I5
a	6.30	7.87
b	9.45	11.02
c	3.74	4.92

06/21 IL038010102

SVB-SW-P3

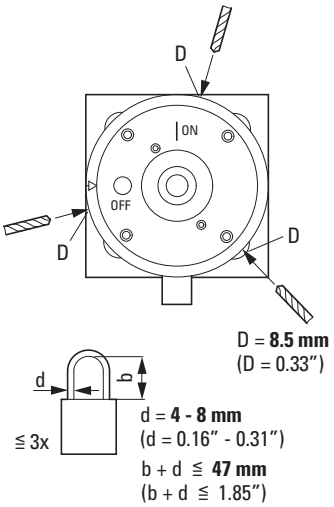

(en) DANGER

Only SVB-SW-P3: Lockable in ON position.
Locking the red-yellow switch in ON position is forbidden!

(de) GEFAHR

Nur SVB-SW-P3: In ON-Position abschließbar.
Abschließen in ON-Position bei rot-gelbem Schalter verboten!

(fr) DANGER

SVB-SW-P3 uniquement: cadenassable en position ON (fermé).
Cadenassage en position ON (fermé) interdit avec un appareil rouge-jaune !

(es) PELIGRO

Sólo SVB-SW-P3: Bloqueable en positión ON.
Bloquear un mando rojo/amarillo en positión ON está prohibido!

(it) PERICOLO

Solo per SVB-SW-P3: lucchettabile nella posizione ON.
È vietato lucchettare nella posizione ON l'interruttore con maniglia rosso-giallo!

(zh) 危险

只适用 SVB-SW-P3：在打开位置可锁住。
当红黄色的开关在接通的状况时禁止锁闭。

(ru) ОПАСНО

Только SVB-SW-P3: Запираемый в позиции «ON»
При красно-желтом выключателе запрещается запирать в позиции «ON»!

(ar) خطر

(التشـــــغيل) ON فقـط: قابـل للقفـل فـي وضـع SVB-SW-P3
(التشـــــغيل) ON يُحظـر قفـل المفتـاح الأحمـر والأصـفر فـي وضـع!

© 2001 Eaton Industries GmbH

EU: Eaton Industries GmbH, Hein-Moeller-Straße 7-11, 53115 Bonn, Germany
UK: Eaton Electrical Products Ltd, Melton Road, Burton-on-the-Wolds, Leicestershire, LE12 5TH, United Kingdom

Eaton.com/contacts
Eaton.com/aftersales
Eaton.com/documentation

06/21 IL03801010Z
Eaton.com/recycling