

TFH232-11UEDR

- **2 Contacts**
- **High level of stability**
- **1 Cable entry M 20 x 1.5**
- **Low operating height of pedal**
- **Protective shield with wide opening**

Data

Certifications	
Certificates	cULus CCC EAC
General data	
Product name	TFH 232
Standards	EN 60947-5-1 DIN VDE 0660-200 BG-GS-ET-15
Enclosure material	Aluminium
Enclosure coating material	powder-coated
Material of the cover	Aluminium
Material of the pedal	Glass-fibre, reinforced thermoplastic
Material of the protective shield	Aluminium
Colour of the product	RAL 9006
Gross weight	1765.000 g
General data - Features	
Probing possible	Yes
Latching	Yes
Suitable for EMERGENCY-OFF	Yes
Number of openers	1
Number of shutters	1

Safety appraisal	
Standards	ISO 13849-1
Mission Time	20 Year(s)
Safety appraisal - Safety outputs	
B10d Normally-closed contact (NC)	100,000 Operations
Mechanical data	
Mechanical life, minimum	1,000,000 Operations
Mechanical data - Connection technique	
Terminal Connector	Screw connection
Cable section, maximum	2.5 mm²
Note (Cable section)	All indications about the cable section are including the conductor ferrules.
Mechanical data - Dimensions	
Width	170 mm
Height	189 mm
Depth	274 mm
Ambient conditions	
Protection class	IP 65 to IEC/EN 60529
Ambient temperature, minimum	-25 °C
Ambient temperature, maximum	+60 °C
Storage and transport temperature, minimum	-25 °C
Storage and transport temperature, maximum	+85 °C
Relative humidity, minimum	30 %
Relative humidity, maximum	95 %
Note (Relative humidity)	non-condensing non-icing
Resistance to vibrations to EN 60068-2-6	10 ... 150 Hz (0.35 mm / 5 g)
Restistance to shock	30 g / 11 ms
Ambient conditions - Insulation value	
Rated impulse withstand voltage	6 kV
	III
Degree of pollution to VDE 0100	3

Electrical data

Thermal test current	10 A
Required rated short-circuit current to EN 60947-5-1	1,000 A
Utilisation category AC-15	230 VAC
Utilisation category AC-15	4 A
Utilisation category DC-13	24 VDC
Utilisation category DC-13	1 A
Switching element	NO contact, NC contact
Switching principle	Creep circuit element
Switching frequency	3,600 /h

Pictures

Product picture (catalogue individual photo)



ID: ktfh-f02

| 28,2 kB | .png | 74.083 x 58.208 mm - 210 x 165 Pixel - 72 dpi
| 342,8 kB | .jpg | 352.778 x 276.578 mm - 1000 x 784 Pixel - 72 dpi

Dimensional drawing basic component

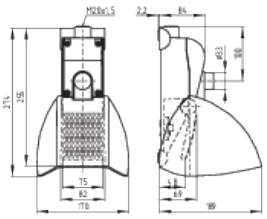

ID: 1tfh-g02

| 142,0 kB | .jpg | 352.778 x 243.769 mm - 1000 x 691 Pixel - 72 dpi
| 11,1 kB | .png | 74.083 x 51.153 mm - 210 x 145 Pixel - 72 dpi
| 42,6 kB | .cdr |

Diagram

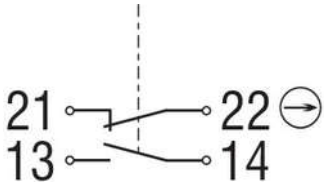

ID: ktf--k01

| 16,0 kB | .cdr |

Product in the environment (application)



ID: ktfhvf01

| 279,2 kB | .png | 50.038 x 37.592 mm - 591 x 444 Pixel - 300 dpi
| 460,9 kB | .jpg | 352.778 x 264.936 mm - 1000 x 751 Pixel - 72 dpi
| 11,8 kB | .jpg | 149.931 x 112.536 mm - 425 x 319 Pixel - 72 dpi

Operating principle

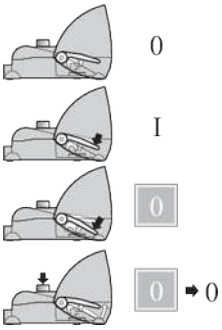

ID: ktf--a01

| 21,6 kB | .png | 74.083 x 111.125 mm - 210 x 315 Pixel - 72 dpi
| 220,4 kB | .jpg | 352.778 x 529.872 mm - 1000 x 1502 Pixel - 72 dpi
| 36,3 kB | .cdr |

K.A. Schmersal GmbH & Co. KG, Möddinghofe 3, D-42279 Wuppertal
The details and data referred to have been carefully checked. Images may diverge from original. Further technical data can be found in the manual. Technical amendments and errors possible.
Generated on 26.08.2020 12:54:14