CIRCUIT DIAGRAM
C: COMMON PIN
BOTTOM VIEW

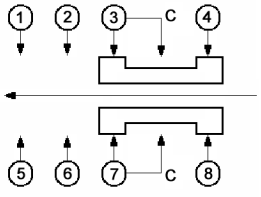

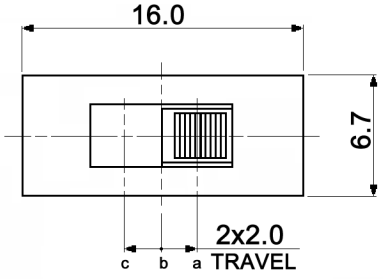

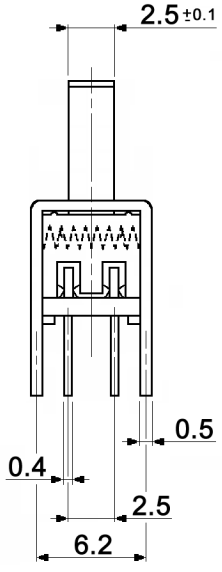

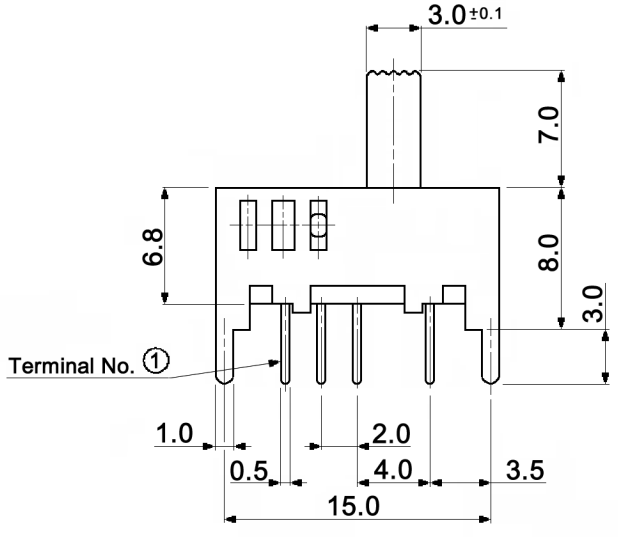

HOLE LAYOUT ⌖ 0.05

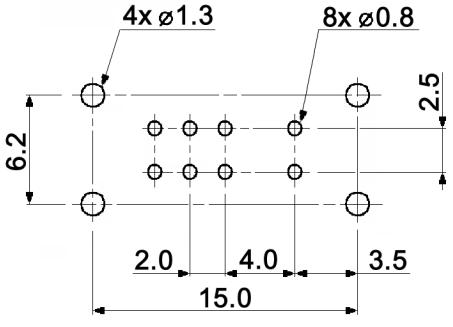

Specifications:

Contact rating:	0.2A, 30V DC
Contact resistance:	20mOhm max.
Insulation resistance:	100MOhm min. at 500V DC for 1 minute
Dielectric strength:	500V AC for 1 minute (50/60Hz, 2mA)
Operating temperature:	-10°C to +60°C
Mechanical life:	10 000 cycles
Operating force:	a-b c-b: 200gf +/-100gf
	b-a b-c: 250gf +/-150gf
Soldering conditions:	260 +/-5°C; 5 +/-1.0sec.
Material:	Slider: POM, black
	Frame: SPCC, nickel plated
	Spring: SWC, temper
	Steel ball: carbon steel, natural
	Contact slip: C5210R-EH, silver plated
	Base: phenolic resin, natural
	Terminal: brass strip, silver plated

Compliance: RohS II (2011/65/EU)

Tolerances: up to 10: ±0.2mm above 10-50: ±0.3mm			Date	Name
			07/05	dr

MFP 223 P

Revised	09/14	dr	knitter-switch	30 06 51	Page 1/1
Material	07/07	dr			
Soldering conditions	01/06	dr			
Modifications	Date	Name			