Pushbutton round, IP65

Equipment consisting of (schematic overview)



Front bezel set Page 202



Lens Page 199



Marking Plate Page 201



Actuator

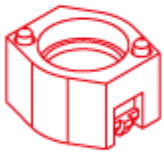

Bayonet flange Page 203

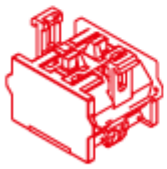

Switching element Page 213

Each Part Number listed below includes all the black components shown in the 3D-drawing.

To obtain a complete unit, please select the red components from the pages shown.

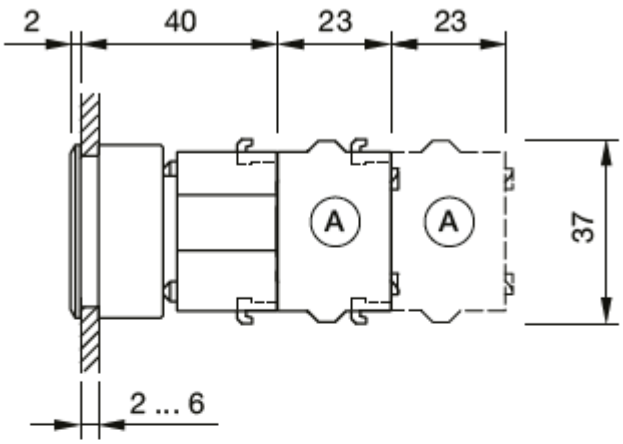

Dimensions [mm]
A = Screw terminal

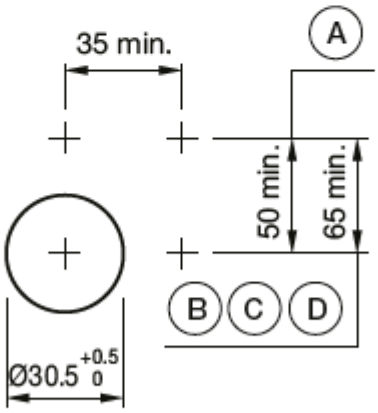

Mounting cut-outs [mm]
A = Screw terminal
B = Push-in terminal (PIT)
C = Plug-in terminal 6.3 mm x 0.8 mm
D = Double plug-in terminal 6.3 mm x 0.8 mm