Keysight Technologies
U2600A Series USB Modular Isolated Digital I/O Devices

Data Sheet



KEYSIGHT TECHNOLOGIES

Introduction

The Keysight Technologies, Inc. U2600A Series USB isolated digital I/O devices are high performance modules consisting of three models— the U2651A isolated 32-bit DI and 32-bit DO, U2652A isolated 64-bit DI, and U2653A isolated 64-bit DO. The U2600A Series provides up to eight channels with 64-bit of high-density opto-isolated digital input and digital output for USB 2.0 interface-based industrial applications, such as driving relays, actuators, or valve. The U2600A Series targets a wide range of applications both in industrial automation and education.

Features

- Hi-Speed USB 2.0 (480 Mbps)
- Functions as standalone or modular unit
- Up to 64 opto-isolated digital I/O lines with maximum transient voltage of 1250 Vpeak protection
- Supports input voltage ranging from 10 to 24 V
- External supply voltage ranging from 5 to 35 V for external load
- Compatible with a wide range of ADEs
- Supports SCPI and IVI-COM
- Easy-to-use bundled software
- Command logger function
- USB 2.0 and USBTMC-USB488 standards
- Interrupt function
- Virtual Port grouping function



Various features of the U2600A Series

- Quick and easy USB setup
- High channel count to drive more actuators and control more sensors by using just one DIO device
- Opto-isolation for more reliable and improved signal quality
- High isolated transient voltage protection of the digital IO lines is able to protect your system from being damaged
- Wide input voltage range of 10 to 24 V to sense the status of external sensors
- High output voltage range of 5 to 35 V provides the capability to drive a wide array of actuators in industrial automation applications
- On-board isolated +5 V power supply enables simple application and function tests without the need for an external source
- SCPI and IVI-COM supports and compatibility with a wide range of ADEs minimize work time and provides a higher flexibility of software choices
- Command logger function provided in the bundled software allows easy command conversion into snippets of VEE, VB, C++, and C# code
- Interrupt function for automatic triggering of your system when a digital change of state occurs
- Virtual Port grouping function allows grouping of any eight input/output bits into one virtual port for simultaneous operations

High channel count with opto-isolated digital input and digital output

The U2600A Series has high channel count of up to 64-bit high-density opto-isolated digital input and digital output that enhances its usability and reliability. With just one DIO device, you are able to drive more actuators and control more sensors. Furthermore, opto-isolated separates the electrical connection between circuits for better PC system protection.

High isolated transient voltage protection

Isolation prevents any potential harmful current that may be induced by transient voltage spikes from flowing through the digital IO lines to the system. The robust 1250 Vpeak transient isolation protection allows the U2600A Series to have direct connection to a wide range of industrial sensors and actuators, making the U2600A suitable for most industrial applications.

High I/O voltage range

The U2600A Series has a high input/ output voltage range suitable for demanding industrial applications such as driving relays and actuators, which require up to 24 V. Equipped with a wide input range of 10 to 24 V to sense the status of external sensors, it also has an external supply voltage ranging from 5 to 35 V, which enables the U2600A Series to drive a wide range of actuators.

Interrupt function

The U2600A Series has an interrupt function that automatically triggers your system when a digital change of state occurs. Unlike polling, this function minimizes the overheads of your PC system especially when the U2600A Series is used in multitasking applications.

Virtual Port grouping function

The Virtual Port grouping function allows users to randomly select any eight inputs or output bits and group them into one channel as a virtual DIO port.

The following describes the key advantages of using the Virtual Port grouping function:

- You can control multiple bits simultaneously for the instantaneous control of multiple machines, such as emergency stop control.
- You can make changes to your port assignments whenever required as the Virtual Port is easily programmable.
- It eliminates the need for you to rewire your hardware devices to different bits for different applications. This makes the U2600A Series suitable for research and development applications, which require on-going testing involving many hardware setup changes.

Product Outlook and Dimensions

Front view



Rear view



Top view



Standard shipped accessories

- AC/DC Power adapter
- Power cord
- USB extension cable
- L-Mount kit (used with modular product chassis)
- Keysight USB Modular Products Quick Start Guide
- Keysight Measurement Manager for U2600A Series Quick Start Guide
- Keysight USB Modular Products Reference CD-ROM
- Keysight Automation-Ready CD-ROM (contains the Keysight IO Libraries Suite)
- Certificate of Calibration

Optional accessories

- U2903A Terminal block and SCSI-II 100-pin connector with 1-meter cable
- U2904A Terminal block and SCSI-II 100-pin connector with 2-meter cable

Product Characteristics and General Specifications

REMOTE INTERFACE
- Hi-Speed USB 2.0
- USBTMC-USB488[1]

POWER REQUIREMENT
- +12 VDC (TYPICAL)
- 2 A (MAX) input rated current
- Installation Category II

POWER CONSUMPTION
+12 VDC, 260 mA maximum

OPERATING ENVIRONMENT
- Operating temperature from 0 to +55 °C
- Relative humidity at 15% to 85% at 40 °C (non-condensing)
- Altitude up to 2000 meters
- Pollution Degree 2
- For indoor use only

STORAGE COMPLIANCE
–20 to 70 °C

SAFETY COMPLIANCE
Certified with:
- IEC 61010-1:2001/EN 61010-1:2001 (2nd Edition)
- USA: ANSI/UL 61010-1:2004
- Canada: CSA C22.2 No.61010-1:2004

EMC COMPLIANCE
- IEC 61326-1:2002/EN 61326-1:1997+A2:2001+A3:2003
- CISPR 11: 1990/EN 55011:1990-Group 1 Class A
- Canada: ICES-001:2004
- Australia/New Zealand: AS/NZS CISPR 11:2004

SHOCK AND VIBRATION
Tested to IEC/EN 60068-2

IO CONNECTOR
100-pin SCSI-II connector

DIMENSION (W × D × H)
Module dimension:
- 120.00 × 182.40 × 44.00 mm (with plastic casing)
- 105.00 × 174.54 × 25.00 mm (without plastic casing)

Terminal block dimension:
- 158.00 × 118.60 × 51.50 mm

WEIGHT
- 565 g (with plastic casing)
- 370 g (without plastic casing)

WARRANTY
Three years for U2600A series DAQ devices
Three months for standard shipped accessories

1. Compatible with Microsoft Windows operating systems only. Requires a direct USB connection to the PC so the appropriate driver can be installed in the USB DAQ module.

Product Specifications

Model number	U2651A	U2652A	U2653A
Digital input			
Number of isolated bits	32-bit	64-bit	-
Input type	Opto-isolated	Opto-isolated	-
Maximum input voltage range[1]	24 V, non-polarity	24 V, non-polarity	-
Digital logic levels[2]	High: 10 to 24 V Low: 0 to 2 V	High: 10 to 24 V Low: 0 to 2 V	-
Input resistance	24 kΩ at 0.75 W	24 kΩ at 0.75 W	-
Input current (maximum)	1.5 mA per bit	1.5 mA per bit	-
Maximum transient voltage[3]	1250 V_{peak}	1250 V_{peak}	-
Interrupt sources	DI_101.0/301 and DI_101.1/302	DI_101.0/301 and DI_101.1/302	-
Digital output			
Number of isolated bits	32-bit	-	64-bit
Output type	Open drain power MOSFET driver	-	Open drain power MOSFET driver
External supply voltage range	5 V to 35 V	-	5 V to 35 V
Voltage drop at MOSFET when on	VDrop < 1.0 V (Maximum)	-	VDrop < 1.0 V (Maximum)
Output sink current per bit	500 mA (100% duty cycle) per bit 400 mA (100% duty cycle) when full 32-bit loaded	-	500 mA (100% duty cycle) per bit 400 mA (100% duty cycle) when full 32-bit loaded
Maximum transient voltage	1250 Vpeak	-	1250 Vpeak
On board isolated +5 V power supply			
Output voltage (Typical)	+5 V	-	+5 V
Output current (Typical)	150 mA	-	150 mA
Maximum power	0.85 W	-	0.85 W
General			
Power consumption	+12 V at 235 mA (Typical)	+12 V at 115 mA (Typical)	+12 V at 260 mA (Typical)
Relative humidity	Operating: 15% to 85% at 40 °C (non-condensing) Non-operating: 90% RH at 65 °C for 24 hours		
Storage temperature	–20 to +70 °C		
Operating temperature	0 to +55 °C		
Connector type	100-pin SCSI-II connector		
Dimensions (W × D × H)	120.00 × 182.40 × 44.00 mm (with plastic casing) 105.00 × 174.54 × 25.00 mm (without plastic casing)		
Remote interface	Hi-Speed USB 2.0		

1. Maximum input voltage is 24 V with reference to DI_{COM}.
2. Voltage level with reference to DI_{COM}.
3. Maximum transient voltage between DI_{in} and DI_{COM}.

Keysight Measurement Manager

The Keysight Measurement Manager (KMM) is an application data viewer software that comes with the standard purchase of the U2600A Series USB modular data acquisition. This software is designed to help you perform quick device configuration, data logging and data acquisition using the products.

Supported features found in the U2600A series USB modular isolated digital I/O devices:

- Averaging
- Command logger
- Self-test
- Option to save the current instrument configuration to a file
- Data logging and export feature to CSV, HTML and text only format files that can be printed
- Data viewer to load and review previously logged data
- Trigger settings between modules in the instrument chassis with Star trigger and Master/Slave trigger
- Synchronization display and data logging for modules in the instrument chassis

Keysight Measurement Manager prerequisites

Prior to installing the Keysight Measurement Manager software, ensure that your PC meets the following minimum system requirements for installation and operations.

Requirement	Windows XP operating systems	Windows Vista operating systems	Windows 7 operating systems
Operating system	Windows XP Service Pack 3 (or later)[1]	Windows Vista (32-bit) Service Pack 1 and 2[2]	Windows 7 (32-bit and 64-bit)[3, 4]
Processor speed	600 MHz or higher required, 800 MHz recommended	1 GHz 32-bit (x86)	3 GHz 32-bit (x86)
Memory	256 MB minimum (1 GB or greater recommended)	1 GB minimum	2 GB minimum
Hard-disk space	1.5 GB minimum	1.5 GB minimum	1.5 GB minimum
Video	Super VGA (800 × 600) 256 colors or more	Support for DirectX 9 graphics with 128 MB graphics memory recommended[5]	Support for DirectX 9 graphics with 128 MB graphics memory recommended[5]
CD-ROM drive or DVD-ROM drive[6]	Required	Required	Required
Browser	Microsoft Internet Explorer 5.01 or greater	Microsoft Internet Explorer 7 or greater	Microsoft Internet Explorer 7 or greater

1. Supported Windows XP editions — Home or Professional
2. Supported Windows Vista (32-bit) editions — Home Basic, Home Premium, Business, or Ultimate
3. Supported Windows 7 (32-bit and 64-bit) editions — Home Basic, Home Premium, Professional, Enterprise, or Ultimate
4. Keysight Measurement Manger for Windows 7 64-bit support is a 32-bit application running on a WOW64 (Windows-on-Windows 64-bit) emulator.
5. Super VGA graphics is supported for Windows Vista and Windows 7.
6. The type of media provided with the product determines whether a CD-ROM drive or DVD-ROM drive is required.

Software requirements
Keysight IO Libraries Suite 15.0 or higher[1]
Keysight T&M Toolkit Runtime version 2.1[2]
Keysight T&M Toolkit Redistributable Package 2.1 patch[2]
Microsoft .NET Framework version 2.0[2]

1. Available on the Keysight Automation-Ready CD-ROM.
2. Bundled with Keysight Measurement Manager software application installer.

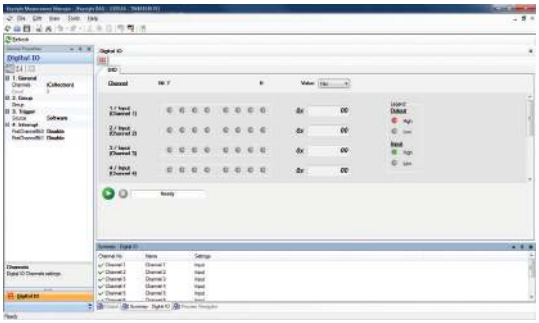

Other Products in the Keysight USB Modular Data Acquisition (DAQ) Family



U2300A Series USB Modular Multifunction DAQ

Features:

- High analog input sampling rate coverage of up to 3 MSa/s for a single channel
- High analog input up to 64 channels
- High speed USB 2.0
- Multifunction capabilities — analog input (AI), analog output (AO), digital input output (DIO), and counter

For more information: www.keysight.com/find/U2300A



U2500A Series USB Modular Simultaneous Sampling Multifunction DAQ

Features:

- High analog input sampling rate coverage of up to 2 MSa/s for a each channel
- High speed USB 2.0
- Simultaneous acquisition of multiple data points
- Multifunction capabilities — analog input (AI), analog output (AO), digital input output (DIO), and counter

For more information: www.keysight.com/find/U2500A



U2781A USB Modular Product Chassis

Features:

- Expansion of channels for each modular product
- Multiple instrument synchronization
- Internal and external 10 MHz reference clock
- High-speed USB 2.0
- SSI/Star trigger bus synchronization between external trigger source and modules

For more information: www.keysight.com/find/U2781A

Optional Accessories

U2903A/U2904A — Terminal block and SCSI-II 100-pin connector with 1-meter/2-meter cable

The U2903A/U2904A is a terminal block and SCSI-II 100-pin connector with 1 meter cable or 2 meter cable that can be used conjunction with the U2600A Series.

Terminal block overview

Front view



Side view



Ordering Information

Model	Description
U2651A	32 Input, 32 Output USB modular digital I/O
U2652A	64 Input USB modular digital I/O
U2653A	> 64 Output USB modular digital I/O

Optional accessories

Model	Description
U2903A	Terminal block and SCSI-II 100-pin connector with 1-meter cable
U2904A	Terminal block and SCSI-II 100-pin connector with 2-meter cable

myKeysight

myKeysight

www.keysight.com/find/mykeysight
A personalized view into the information most relevant to you.

www.axiestandard.org
AdvancedTCA® Extensions for Instrumentation and Test (AXIe) is an open standard that extends the AdvancedTCA for general purpose and semiconductor test. Keysight is a founding member of the AXIe consortium. ATCA®, AdvancedTCA®, and the ATCA logo are registered US trademarks of the PCI Industrial Computer Manufacturers Group.

www.lxistandard.org
LAN eXtensions for Instruments puts the power of Ethernet and the Web inside your test systems. Keysight is a founding member of the LXI consortium.

www.pxisa.org
PCI eXtensions for Instrumentation (PXI) modular instrumentation delivers a rugged, PC-based high-performance measurement and automation system.

Three-Year Warranty
www.keysight.com/find/ThreeYearWarranty
Keysight's commitment to superior product quality and lower total cost of ownership. The only test and measurement company with three-year warranty standard on all instruments, worldwide.

Keysight Assurance Plans
www.keysight.com/find/AssurancePlans
Up to five years of protection and no budgetary surprises to ensure your instruments are operating to specification so you can rely on accurate measurements.

www.keysight/com/go/quality
Keysight Technologies, Inc.
DEKRA Certified ISO 9001:2008
Quality Management System

Keysight Channel Partners
www.keysight.com/find/channelpartners
Get the best of both worlds: Keysight's measurement expertise and product breadth, combined with channel partner convenience.

www.keysight.com/find/U2600A

For more information on Keysight Technologies' products, applications or services, please contact your local Keysight office. The complete list is available at:
www.keysight.com/find/contactus

Americas

Canada	(877) 894 4414
Brazil	55 11 3351 7010
Mexico	001 800 254 2440
United States	(800) 829 4444

Asia Pacific

Australia	1 800 629 485
China	800 810 0189
Hong Kong	800 938 693
India	1 800 112 929
Japan	0120 (421) 345
Korea	080 769 0800
Malaysia	1 800 888 848
Singapore	1 800 375 8100
Taiwan	0800 047 866
Other AP Countries	(65) 6375 8100

Europe & Middle East

Austria	0800 001122
Belgium	0800 58580
Finland	0800 523252
France	0805 980333
Germany	0800 6270999
Ireland	1800 832700
Israel	1 809 343051
Italy	800 599100
Luxembourg	+32 800 58580
Netherlands	0800 0233200
Russia	8800 5009286
Spain	0800 000154
Sweden	0200 882255
Switzerland	0800 805353 Opt. 1 (DE) Opt. 2 (FR) Opt. 3 (IT)
United Kingdom	0800 0260637

For other unlisted countries:
www.keysight.com/find/contactus
(BP-09-04-14)

KEYSIGHT TECHNOLOGIES

This information is subject to change without notice.
© Keysight Technologies, 2012 - 2014
Published in USA, August 2, 2014
5991-0665EN
www.keysight.com