BMF 307K-PS-C-2-SA2-S49-00,3
Ordering code: BMF0072

Sensors for cylinders
BMF 307
Cylinder housing: T-slot

PNP, Normally open (NO)

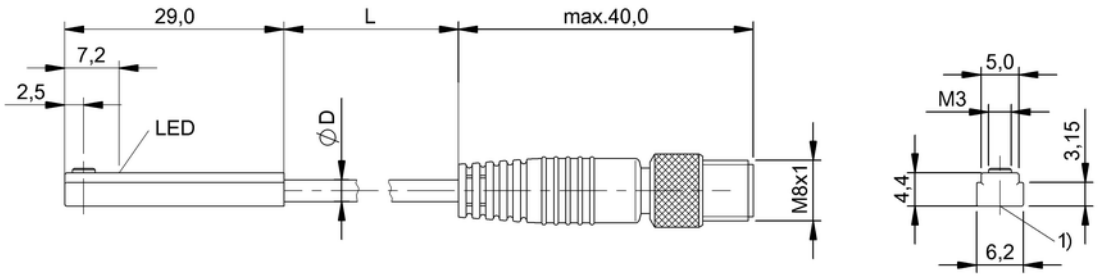

1) Active surface

Characteristic data

Connection type	Cable with connector
Operating voltage	10...30 V DC
Short-circuit protected	yes
Protected against polarity reversal	yes
Protected against miswiring	yes

Electrical data

Electrical version	DC, direct current
Rated operating voltage Ue DC	24
Effective operating current Ie	200 mA
Rated insulation voltage Ui	75 DC
Rated short circuit current	100 A
Output resistance Ra	Open drain
Load capacitance max. (at Ue)	1 µF
No-load current Io damped max.	30 mA
Max. no-load cur. Io undamped	10 mA
Off-state current Ir max.	80 µA
Ripple max. (% of Ue)	15
Switching freq. f max.	10000 Hz
Voltage drop static max.	3,1 V
Turn-off delay toff max.	0,05 ms
Turn-on delay ton max.	0,05 ms
Rated switching field strength	1,2 kA/m
Assured switching field streng	2 kA/m
Hysteresis H max. (in % of Hn)	45 %

Mechanical data

Housing material	LCP
Sensing surface material	LCP
Cable jacket material	PUR
Cable short designation	LiFY11Y-O
Cable length	0,3 m
Cable diameter D max.	2,9
Connector type	M08x1-S49
Ambient temperature	-25...85 °C
Temperature drift max. % of Hn	0,3 %
Tightening torque	0.1 Nm

Basic data

Principle of operation	Magnetic
Enclosure Type per IEC 60529	IP67
Degree of contamination	3
Basic standard	IEC 60947-5-2
Utilisation category	DC 13

Remarks

Scope of delivery: Angled screwdriver DIN 911 Size 1.5
The sensor is functional again after the overload has been eliminated.

LISTED IND. CONT. EQ. 81U2 for use in the secondary of a class 2 source of supply

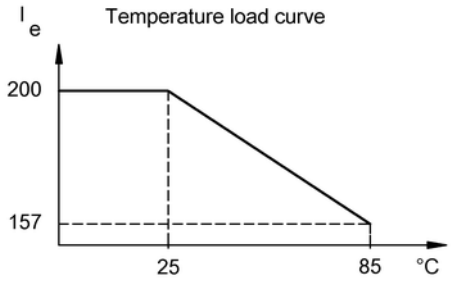
I e
Temperature load curve
200
157
25
85
°C

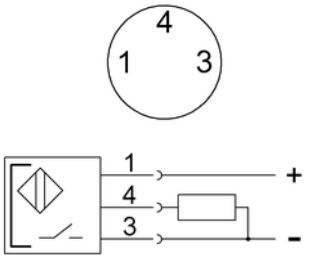
4
1
3
1
4
3
+
-