

CONNECT AND PROTECT

Varistar Seismic

nVent
SCHROFF

Cabinets – VARISTAR Seismic

OVERVIEW

MAIN CATALOG

Cabinets 1

Wall mounted cases 2

Accessories for cabinets and wall mounted cases . . 3

Climate control . . 4

Electronics cases 5

Subracks/ 19" chassis 6

Front panels, plug-in units 7

Systems 8

Power supply units 9

Backplanes 10

Connectors, front panel component system 11

Appendix 12



01008007

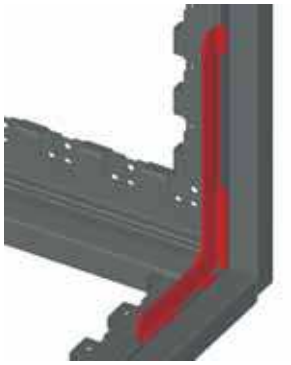

01008062

Welded basic frame with strengthening brackets



01008008

Bellcore test in laboratory



01008063

Seismic base with NEBS fixing

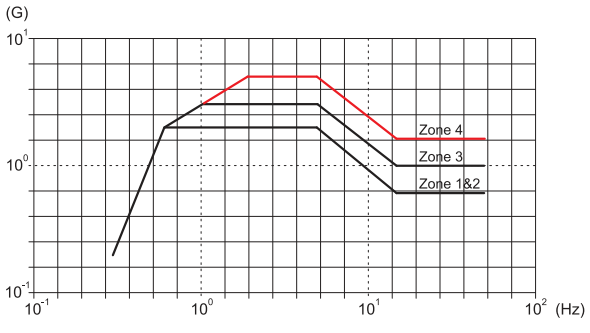

01005083

Test results

Cabinets – VARISTAR Seismic

OVERVIEW

THE EARTHQUAKE-RESISTANT CABINET

- **Earthquake resistance tested to Bellcore zone 4 with a dynamic load-carrying capacity of 250 kg**
- **Customised solutions with higher loading are available**
- **Optional EMC shielding up to 60 dB at 1 GHz, 40 dB at 3 GHz**



01005018

SEISMIC CABINETS OFF-THE-SHELF

- Earthquake-resistant up to Bellcore Zone 4
- Versions
  - IP 20
  - IP 55 with EMC shielding

SERVICEPLUS

e.g. individual configuration and assembly
e.g. modifications (cut-outs, special colours)
e.g. custom solutions (special sizes)

Overview 1.84

VARISTAR Platform 1.4
Dimensions 1.8

VARISTAR Seismic
IP 20 . . . . . 1.86
IP 55 and EMC . . . 1.87

Accessories
19" panel/slide mount 1.88
19" fixing materials kit, M6 . . . . . 1.88
Slide rails 1.89
19" shelves 1.90
Depth members . . 1.93
C horizontal rails . 1.93
Cable ties,Velcro . . 1.94

IP 20 . . . . . 1.96
IP 55 . . . . . 1.100
EMC 1.104
Interior configuration 1.108

VARISTAR Electronics 1.10
VARISTAR EMC. 1.54
VARISTAR Datacom and Networking Technology 1.124
VARISTAR air/water heat exchanger 1.224

VARISTAR SEISMIC, IP 20



01005018

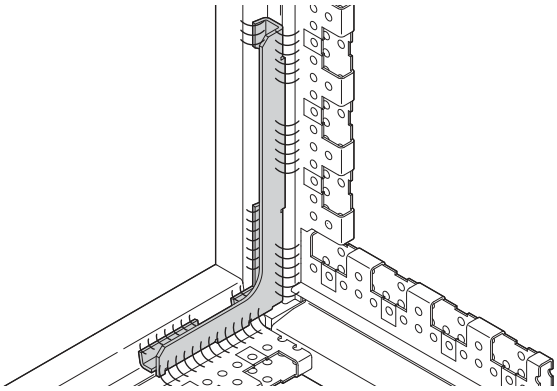

01005084

Welded basic frame with strengthening brackets

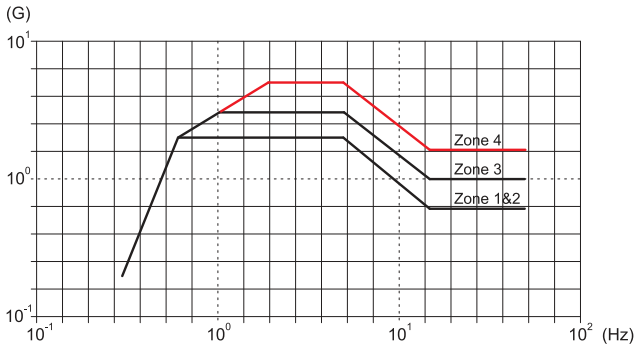

01005083

Bellcore test

- Earthquake-resistant up to Bellcore Zone 4
- Dynamic load-carrying capacity of 250 kg
- Doors with 3-point locking and screw-fixed side panels
- Static load-carrying capacity 800 kg (Heavy-Duty)

DELIVERY COMPRISES (assembled)

Item	Qty	Description
1	1	Welded basic frame, Heavy-Duty, St profile, RAL 7021, with strengthening brackets
2	1	Earthquake base, St, RAL 7021
3	1	Top cover, raised, St, RAL 7021
4	1	Front door, St, RAL 7035, 180° hinge, 3-point locking, lever handle
5	1	Rear panel, screw fixed, St, RAL 7035
6	2	Side panel, screw fixed, St, RAL 7035
7	1	Base plate, multi-piece, St, RAL 7021, open at the rear
8	2	19" panel/slide mount with EIA cut-outs, AlZn, assembled at front, depth-adjustable in 25 mm increments
9	1	GND/earthing kit, enclosed loose

ORDER INFORMATION

Height U	Height H mm	Width W mm	Depth D mm	Part no.
38	1900	600	800	10130-189
42	2100	600	600	10130-023
42	2100	600	800	10130-188
DIN profile half cylinder, common locking for lever handle (1 key fits all locks) incl. 2 keys				**25127-995**
Lifting eye for raised top cover PU 4 pieces				**23130-085**

NOTE

- Other dimensions and versions available on request
- For assembly of shelves and slide rails another pair of panel/slide mounts is necessary, see page 1.88

VARISTAR SEISMIC, IP 55 AND EMC



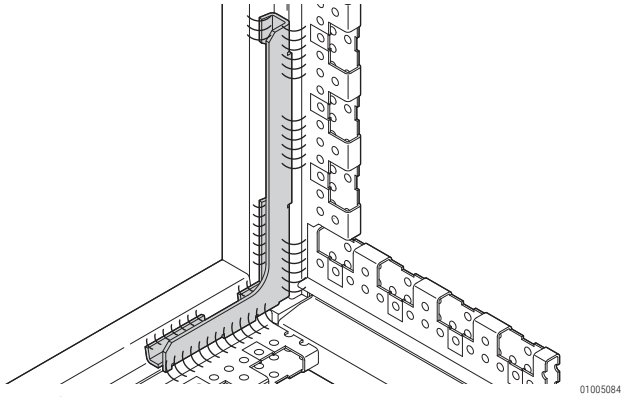

Welded basic frame with strengthening brackets

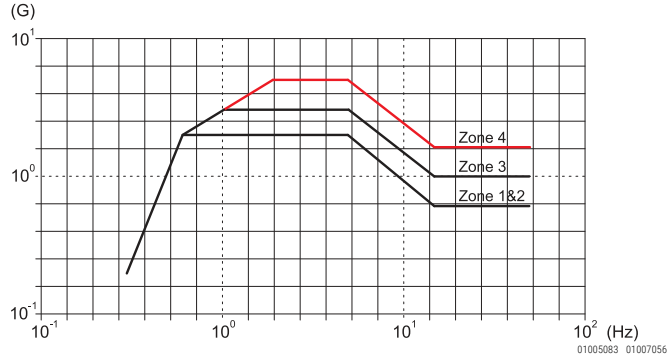

Bellcore test

- Earthquake secure (up) to Bellcore Zone 4
- Shielding 60 dB at 1 GHz, 40 dB at 3 GHz (tested to IEC 61587-3)
- Dynamic load-carrying capacity of 250 kg
- Doors with 4-point locking and screw-fixed side panels
- Static load-carrying capacity 800 kg (Heavy-Duty)

DELIVERY COMPRISES (assembled)

Item	Qty	Description
1	1	Welded basic frame, Heavy-Duty, St profile, RAL 7021, with strengthening brackets
2	1	Earthquake base, St, RAL 7021
3	1	EMC, flat top cover, flush, St, finish AlZn, exterior RAL 7021
4	1	Front door, St, finish AlZn, powder-coated RAL 7035, 180° hinge, 4-point locking, lever handle
5	1	Rear panel, screw fixed, St, finish AlZn, powder-coated RAL 7035
6	2	Side panel, screw fixed, St, finish AlZn, powder-coated RAL 7035
7	1	Base plate, one-piece, St, finish AlZn
8	2	19" panel/slide mount with EIA perforation, St, finish AlZn, front mounted, depth-adjustable in 25 mm increments
9	1	GND/earthing kit, enclosed loose

ORDER INFORMATION

Height U	Height H mm	Width W mm	Depth D mm	Part no.
42	2100	600	800	10130-195
DIN profile half cylinder, common locking for lever handle (1 key fits all locks) incl. 2 keys				**25127-995**
Lifting eye for top cover PU 4 pieces				**23130-072**

NOTE

- Other dimensions and versions available on request
- For assembly of shelves and slide rails another pair of panel/slide mounts is necessary, see page 1.88

Shielding: Tested to IEC 61587-3, standard dimensions of test object 2000 x 600 x 600 mm

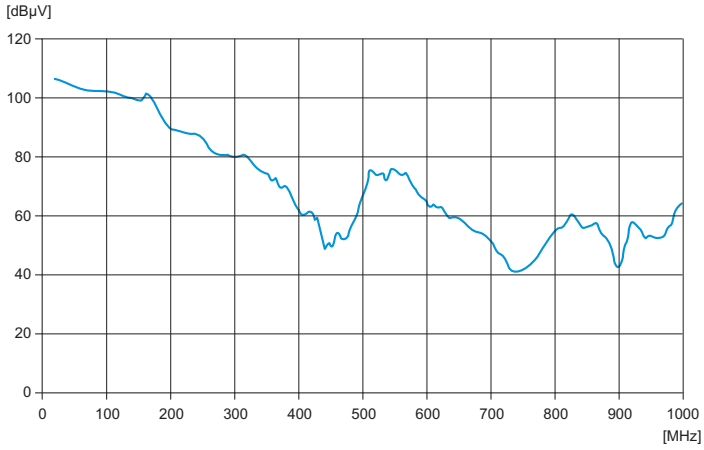

Part number in bold face type: ready for despatch within 2 working days
Part number in normal type: ready for despatch within 10 working days

19" PANEL/SLIDE MOUNT WITH UNIVERSAL PITCH (EIA)

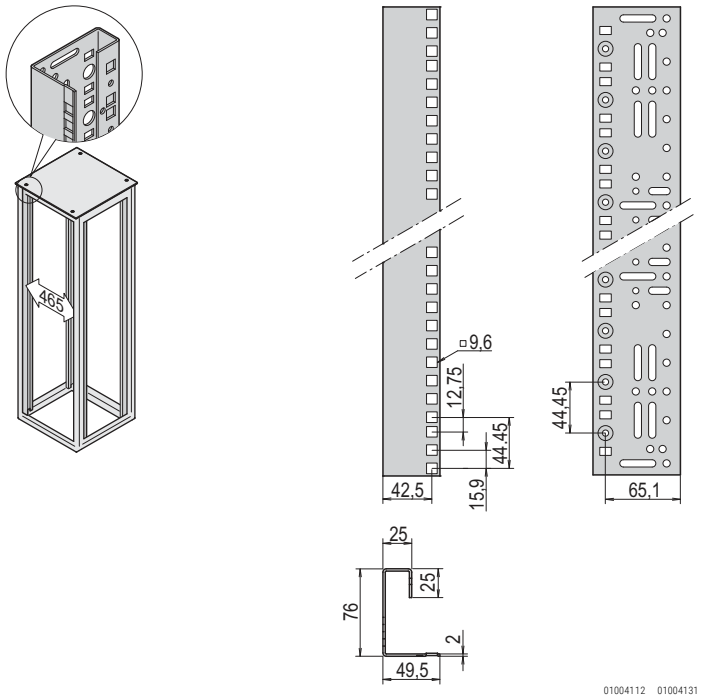

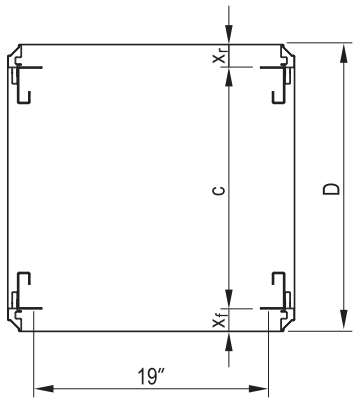

Standard assembly dimension $x_r = x_f = 50$ mm

- Assembly in 600 mm wide cabinets directly on the frame
- Depth-adjustable in 25 mm increments
- In accordance with IEC 60297-1 (DIN 41 494, part 1)

DELIVERY COMPRISES

Item	Qty	Description
1	2	19" panel/slide mount, St, 1.75 mm, finish AlZn, RAL 7035 or RAL 7021
2	1	Assembly kit, incl. GND/earthing

ORDER INFORMATION

For cabinet height	Usable height	Length	AlZn	RAL 7035	RAL 7021
mm	U	mm	Part no.	Part no.	Part no.
Partial-height mounting	8	395	**23130-037**	**23130-027**	**23130-017**
Partial-height mounting	12	545	**23130-038**	**23130-028**	**23130-018**
Partial-height mounting	16	745	**23130-039**	**23130-029**	23130-019
Partial-height mounting	20	895	**23130-040**	**23130-030**	**23130-020**
Partial-height mounting	24	1095	**23130-031**	**23130-021**	**23130-011**
1400	29	1295	**23130-032**	**23130-022**	**23130-012**
1600	33	1495	**23130-033**	**23130-023**	**23130-013**
1800	38	1695	**23130-034**	**23130-024**	**23130-014**
2000	42	1895	**23130-035**	**23130-025**	**23130-015**
Dimensioning strip for 19" panel mounts, paper, white, serial numbered from 1 ... 47 U, PU 4 pieces					**25127-997**

NOTE

- For 19" partial-height mounting depth members are necessary
- Metric panel/slide mounts available on request

19" ASSEMBLY KIT, M6

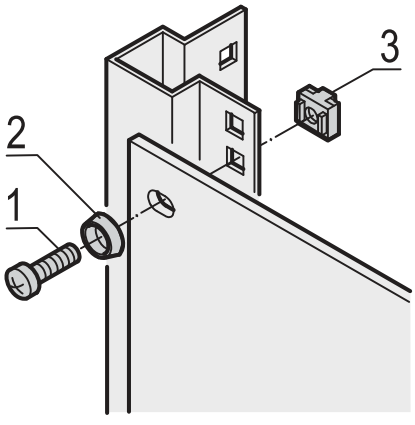

- For front panels, distribution fields and other components

DELIVERY COMPRISES

Item	Description
1	Panhead screw, M6 x 16, St, zinc-plated
2	Plastic washer, black
3	Cage nut, M6, St, zinc-plated

ORDER INFORMATION

Description	Qty/PU	Part no.
19" assembly kit (screw, washer, nut)	50	**21101-809**
19" assembly kit (screw, washer, nut)	100	**21101-810**

SLIDE RAILS

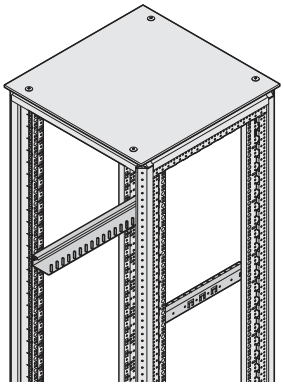

01004056

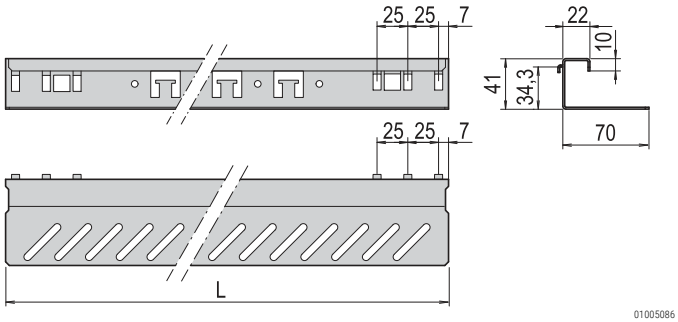

01005086

Static load-carrying capacity 25 kg

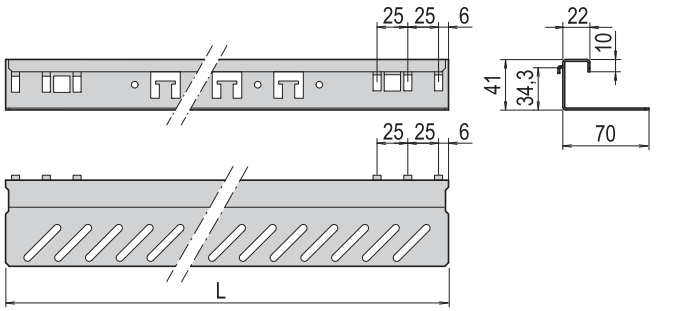

01004058

Static load-carrying capacity 100 kg

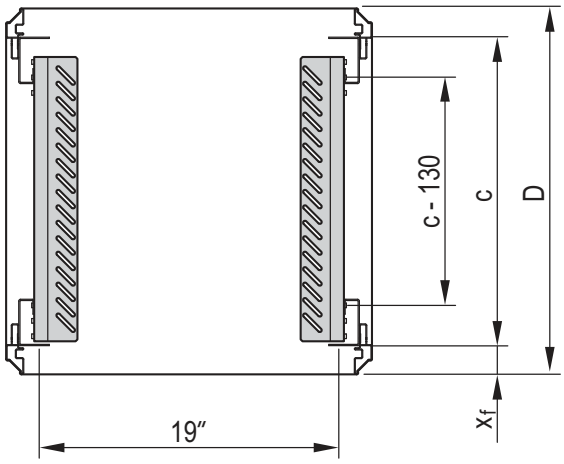

01004130

c = pitch of the 19" panel/slide mounts
x_f = standard dimension
D = cabinet depth

- For assembly on 19" panel/slide mounts
- Assembly in 1 U increments (snap-in, bolt-on)
- Wide support surface (48 mm)
- 2 versions
  - Static load-carrying capacity 25 kg per pair
  - Static load-carrying capacity 100 kg per pair

DELIVERY COMPRISES

Item	Qty	Description
1	see Order information	Slide rail, AlZn, 1.5 mm (static load-carrying capacity 25 kg), or 2.5 mm (static load-carrying capacity 100 kg), zinc-plated
2	1	Assembly kit incl. GND/earthing

ORDER INFORMATION

Static load-carrying capacity 25 kg

For cabinet depth D mm	xf mm	c mm	Length L mm	Qty/PU	Part no.
600	50	500	456	2	**23130-096**
600	50	500	456	10	**23130-101**
800	50	700	656	2	**23130-097**
800	50	700	656	10	**23130-102**

ORDER INFORMATION

Static load-carrying capacity 100 kg

For cabinet depth D mm	xf mm	c mm	Length L mm	Qty/PU	Part no.
600	50	500	458	2	**23130-118**
600	50	500	458	10	**23130-123**
800	50	700	658	2	**23130-119**
800	50	700	658	10	**23130-124**

Part number in bold face type: ready for despatch within 2 working days
Part number in normal type: ready for despatch within 10 working days

19" STATIONARY SHELF, 75 KG

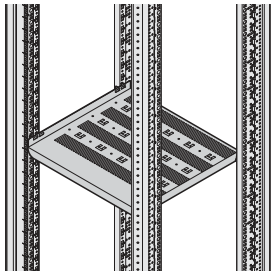

01004066

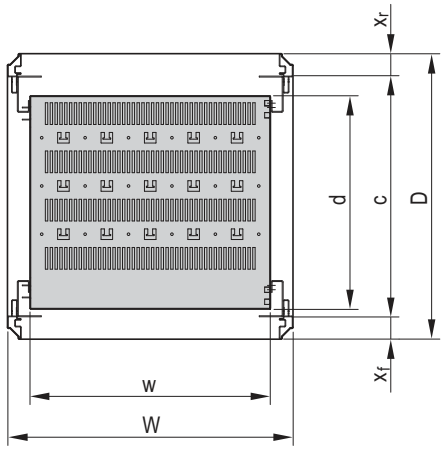

01004067

c = max. pitch of the 19" slide mounts
x_f, x_r = standard assembly dimension

- Static load-carrying capacity 75 kg (150 kg with strengthening rail)
- Mounting height 1 U, for mounting on four panel/slide mounts
- With hammer head perforation to fix cable ties

DELIVERY COMPRISES

Item	Qty	Description
1	1	Perforated shelf, St, 1.5 mm (colour see Order Information)
2	1	Assembly kit incl. GND/earthing

ORDER INFORMATION

For cabinet depth	Usable surface w x d	xf	c	RAL 7035	RAL 7021
mm	mm	mm	mm	Part no.	Part no.
600	495 x 442	50	500	**22130-303**	**21130-303**
800	495 x 642	50	700	**22130-305**	**21130-305**
Strengthening rail for stationary 19" shelf, PU 1 piece					**23130-310**

NOTE

- Cable ducting with cable ties, see page 1.94
- Other sizes, see ServicePLUS, page 1.112

19" TELESCOPIC SHELF, 30 KG

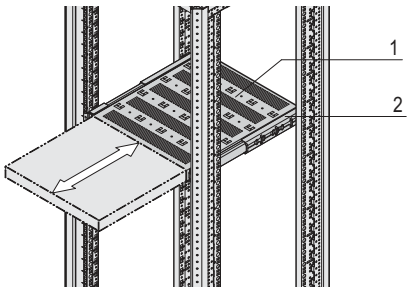

01004068

- Static load-carrying capacity at full extension 30 kg
- Mounting height 1 U, for mounting on four 19" panel/slide mounts
- Incl. telescopic slides
- Hammer head perforation to fix cable ties
- 2 versions
  - Full depth
  - Depth shortened by 100 mm for rear cable ducting

DELIVERY COMPRISES

Item	Qty	Description
1	1	Perforated shelf, St, 1.5 mm (colour see Order Information)
2	2	Telescopic slide
3	1	Assembly kit

Full depth

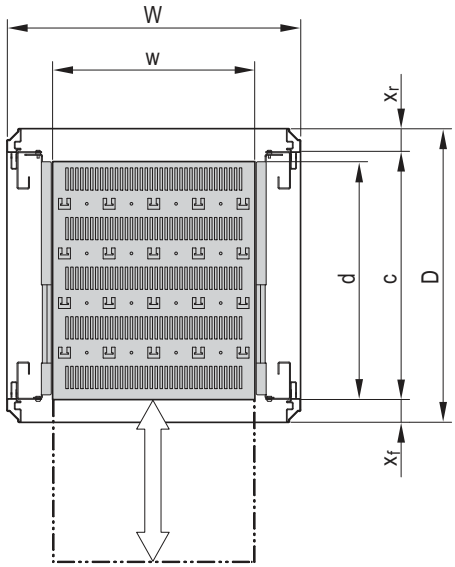

01004069

ORDER INFORMATION

Full depth

For cabinet depth	Usable surface w x d	xf	c	RAL 7035	RAL 7021
mm	mm	mm	mm	Part no.	Part no.
600	417 x 482	50	500	**22130-343**	**21130-343**
800	417 x 682	50	700	**22130-345**	**21130-345**
GND/earthing for telescopic 19" shelf PU 1 kit, for VARISTAR					**23130-140**

NOTE

- Cable ducting with cable ties, see page 1.94

Shortened depth

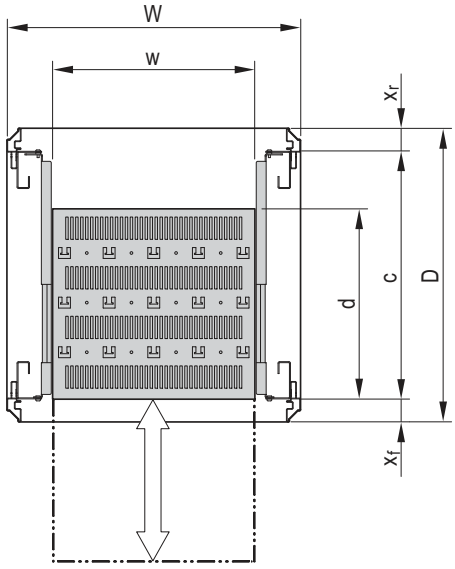

01004070

ORDER INFORMATION

Shortened by 100 mm

For cabinet depth	Usable surface w x d	xf	c	RAL 7035	RAL 7021
mm	mm	mm	mm	Part no.	Part no.
600	417 x 382	50	500	**22130-342**	**21130-342**
800	417 x 582	50	700	**22130-344**	**21130-344**
GND/earthing for telescopic 19" shelf PU 1 kit, for VARISTAR					**23130-140**

NOTE

- Cable ducting with cable ties, see page 1.94

c = max. pitch of the 19" panel/slide mounts
x_f, x_r = standard assembly dimension

19" TELESCOPIC SHELF, 70 KG

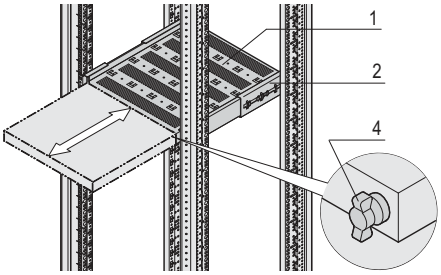

01004071

- Static load-carrying capacity at full extension 70 kg
- Mounting height 2 U, for mounting on four 19" panel/slide mounts
- Incl. telescopic slides
- Locking with T-bar lock possible
- Hammer head perforation to fix cable ties
- 2 versions
  - Full depth
  - Depth shortened by 100 mm for rear cable ducting

Full depth

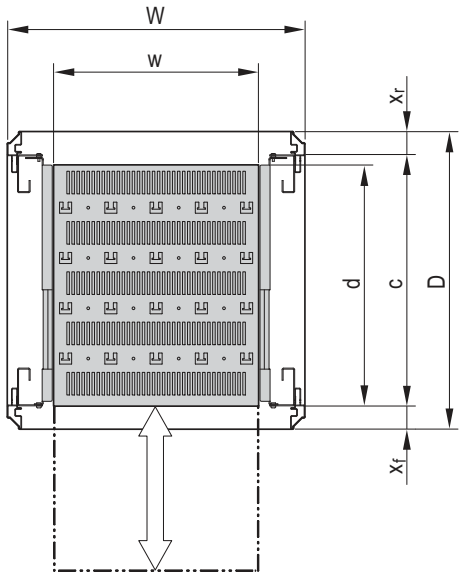

01004069

Shortened depth

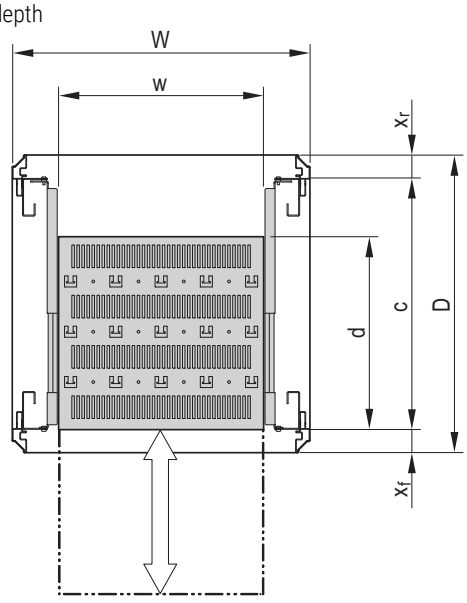

01004070

c = max. pitch of the 19" slide mounts
x_f, x_r = standard assembly dimension

DELIVERY COMPRISES

Item	Qty	Description
1	1	Perforated shelf, St, 1.5 mm (colour see Order Information)
2	2	Telescopic slide
3	1	Assembly kit

ORDER INFORMATION

Full depth

For cabinet depth	Usable surface w x d	xf	c	RAL 7035	RAL 7021
mm	mm	mm	mm	Part no.	Part no.
600	405 x 482	50	500	**22130-353**	**21130-353**
800	405 x 682	50	700	**22130-355**	**21130-355**
Item 4 T-bar lock for 1 telescopic shelf (can be mounted right or left), 1 piece					**23130-092**
GND/earthing for telescopic 19" shelf PU 1 kit, for VARISTAR					**23130-140**

NOTE

- Please order T-bar lock (item 4) separately
- Cable ducting with cable ties, see page 1.94

ORDER INFORMATION

Shortened by 100 mm

For cabinet depth	Usable surface w x d	xf	c	RAL 7035	RAL 7021
mm	mm	mm	mm	Part no.	Part no.
600	405 x 382	50	500	22130-352	**21130-352**
800	405 x 582	50	700	22130-354	**21130-354**
Item 4 T-bar lock for 1 telescopic shelf (can be mounted right or left), 1 piece					**23130-092**
GND/earthing for telescopic 19" shelf PU 1 kit, for VARISTAR					**23130-140**

NOTE

- Please order T-bar lock (item 4) separately
- Cable ducting with cable ties, see page 1.94

DEPTH MEMBER

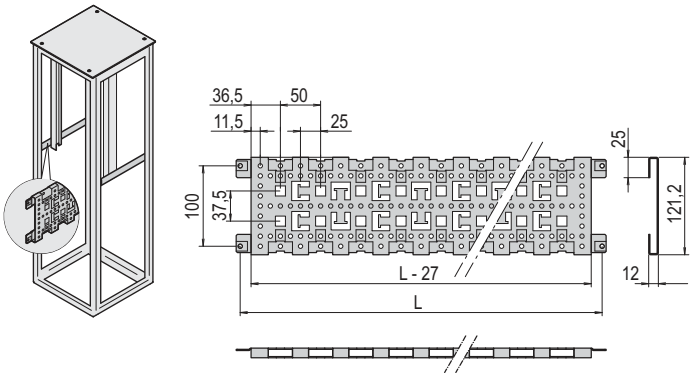

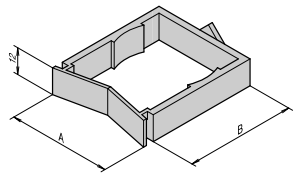

Cable eye

- For fitting shortened 19" panel/slide mounts and mounting plates
- Cable ducting by means of cable ties and cable eye

DELIVERY COMPRISES

Item	Qty	Description
1	2	Depth member, St, 1.5 mm, finish AlZn
2	1	Assembly kit incl. GND/earthing

ORDER INFORMATION

For cabinet depth mm	Length L mm	Part no.
600	460	**23130-081**
800	660	**23130-082**
Cable eye A = 38 mm, B = 25 mm, PU 25 pieces		**21101-151**
Cable eye A = 47 mm, B = 50 mm, PU 25 pieces		**21101-150**

- Cable ducting with cable ties, see page 1.94

C-PROFILE FOR THE CABINET DEPTH

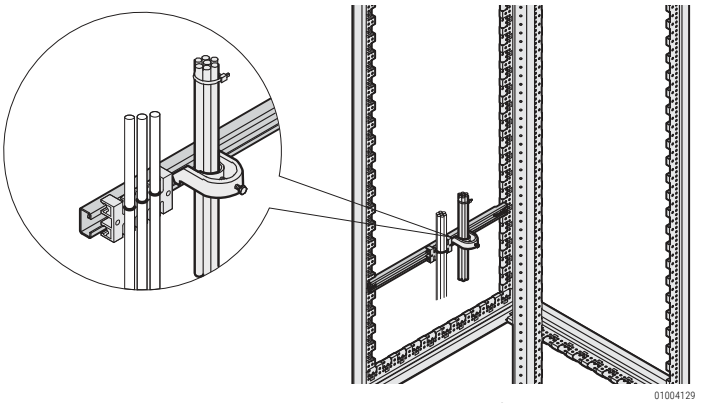

Cable retention rail and cable shell mounted on C-profile

Slide nut

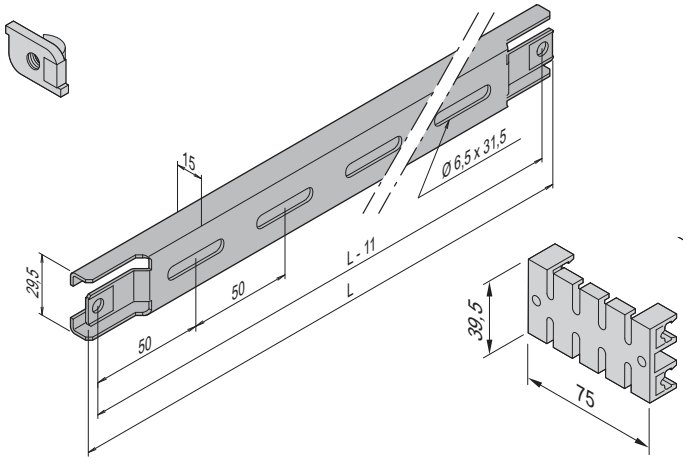

C-profile Cable retention rail

- For cable ducting in lateral area of cabinet
- For cable shells and cable retention rails

DELIVERY COMPRISES

Item	Qty	Description
1	2	C-profile, St, 1.5 mm, AlZn
2	1	Assembly kit incl. GND/earthing

ORDER INFORMATION

For cabinet depth mm	Length L mm	Part no.
600	460	**23130-086**
800	660	**23130-087**
Accessories		
Cable retention rail for C-rail width 75 mm, length 39.5 mm, PU 5 pieces		**60118-472**
Cable shell for cable bundle 18 ... 22 mm, PU 10 pieces		**20118-775**
Cable shell for cable bundle 22 ... 26 mm, PU 10 pieces		**20118-776**
Cable shell for cable bundle 26 ... 30 mm, PU 10 pieces		**20118-777**
Cable shell for cable bundle 30 ... 34 mm, PU 10 pieces		**20114-728**
Cable shell for cable bundle 34 ... 38 mm, PU 10 pieces		**20114-729**
Cable shell for cable bundle 38 ... 42 mm, PU 10 pieces		**20114-730**
Cable shell for cable bundle 42 ... 46 mm, PU 10 pieces		**20114-731**
Cable shell for cable bundle 46 ... 50 mm, PU 10 pieces		20118-778
Slide nut for C-profile, PU 10 pieces		**21120-140**

NOTE

- Cable ties and Velcro for cable retention rail see page 1.94

C-PROFILE FOR CABINET WIDTH

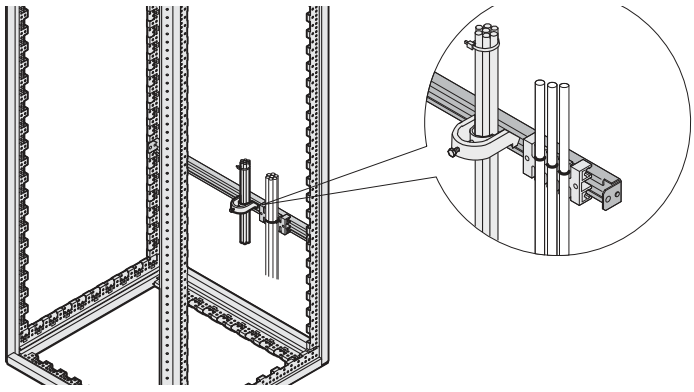

C-profile

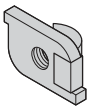

Slide nut

Cable retention rail

- For cable ducting in rear or front area of cabinet
- For cable shells and cable retention rails

DELIVERY COMPRISES

Item	Qty	Description
1	2	C-profile, St, 1.5 mm, finish AlZn
2	1	Assembly kit incl. GND/earthing

ORDER INFORMATION

For cabinet width mm	Length mm	Part no.
600	550	**23130-333**
Accessories		
Cable retention rail for C-rail width 75 mm, length 39.5 mm, PU 5 pieces		**60118-472**
Cable shell for cable bundle 18 ... 22 mm, PU 10 pieces		**20118-775**
Cable shell for cable bundle 22 ... 26 mm, PU 10 pieces		**20118-776**
Cable shell for cable bundle 26 ... 30 mm, PU 10 pieces		**20118-777**
Cable shell for cable bundle 30 ... 34 mm, PU 10 pieces		**20114-728**
Cable shell for cable bundle 34 ... 38 mm, PU 10 pieces		**20114-729**
Cable shell for cable bundle 38 ... 42 mm, PU 10 pieces		**20114-730**
Cable shell for cable bundle 42 ... 46 mm, PU 10 pieces		**20114-731**
Cable shell for cable bundle 46 ... 50 mm, PU 10 pieces		20118-778
Slide nut for C-profile, PU 10 pieces		**21120-140**

NOTE

- Cable ties and Velcro for cable retention rail see page 1.94

CABLE TIES, VELCRO

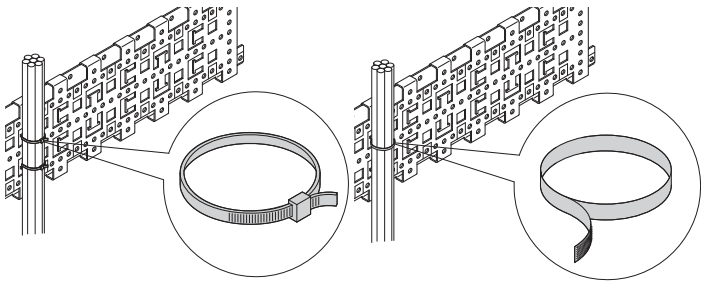

Cable tie

Velcro

- Fixing materials kit for cable ducting

ORDER INFORMATION

Description	Part no.
Cable tie, plastic, 92 mm x 2.5 mm, PU 25 pieces	**20118-351**
Cable tie, plastic, 186 mm x 5 mm, PU 25 pieces	**20118-352**
Cable tie, plastic, 360 mm x 5 mm, PU 25 pieces	**20118-353**
Velcro strip, PE/PA, black, length 300 mm, PU 10 pieces	**20118-624**

VARISTAR SEISMIC IP 20, IP 50, EMC SERVICEPLUS: CONFIGURATION

- Dimensions in catalogue:
  - Height: 29 ... 47 U (1400 ... 2200 mm)
  - Width: 600 and 800 mm
  - Depth: 600 and 800 mm
- Other dimensions and configurations, sorted by IP 20, IP 55 and EMC online at www.schroff.biz/conf
- 2 colour combinations:
  - Frame and covers in black grey (RAL 7021)
  - Frame, top cover and base in black grey (RAL 7021); Side panel, door and rear panel in light grey (RAL 7035)
- Build your cabinet out of individual components (please suffix each part number with /05)
- Once you have selected the desired cabinet dimensions, the row number (first column of the configuration tables) will guide you through all subsequent configuration pages that apply to these dimensions (see example below)
- The cabinet is assembled by us and ready for despatch within 10 working days

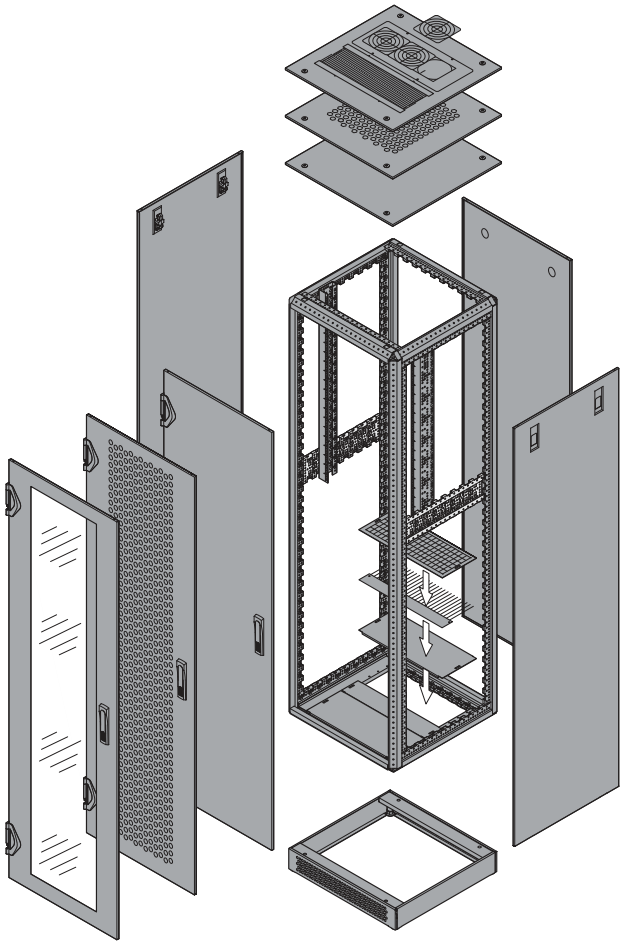

01004077

Example configuration (here: row 12)

Qty	Description	Order no.
1	Frame heavy duty, St profile, with strengthening brackets, height 2000 mm, width 600 mm, depth 800 mm, 1 piece	20130-630/05
1	Side panel, screw fixed, RAL 7021, PU 2 pieces	21130-011/05
1	Rear panel, screw-fixed, RAL 7021, 1 piece	21130-069/05
1	Steel door with 3-point locking, RAL 7021, IP 55, 1 piece	21130-159/05
1	Base/plinth, 1 piece	23130-455/05
..	.....	.....

	Page
Seismic IP 20	
Frames, side-by-side mounting kits, base/plinth	1.96
Side panels, rear panels, doors, top covers	1.97
Base plates, brush strips, filter inserts	1.98
Connecting plates for short doors/rear panels	1.99
Seismic IP 55	
Frames, gasketing kits, side-by-side mounting kits, base/plinth	1.100
Side panels, rear panels, doors, top covers	1.101
Base plates, gasketing	1.102
Connecting plates for short doors/rear panels	1.103
Seismic EMC	
Frames, gasketing kits, side-by-side mounting kits, base/plinth	1.104
Side panels, rear panels, doors, top covers	1.105
Base plates	1.106
Connecting plates for short doors/rear panels	1.107
Interior configuration	
Swing frames	1.108
19" panel/slide mounts	1.109
Mounting plates, stationary shelves, 75 kg	1.110
Telescopic shelves, 70 kg	1.111
19" shelves 1 U, stationary 75 kg, telescopic 30 kg	1.112
19" telescopic shelves, 2 U, 70 kg	1.113
Slide rails, depth members	1.114
Cable ductings	1.115
Cable ties, Velcro	1.116
ServicePLUS: solution - project examples	1.117

Part number in bold face type: ready for despatch within 2 working days
Part number in normal type: ready for despatch within 10 working days

		Seismic frame Heavy-Duty 800 kg	Side-by-side mounting kit IP 20	Base/plinth
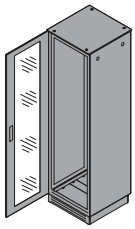	**Completely in RAL 7021 (black grey)**	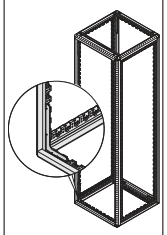 01009060	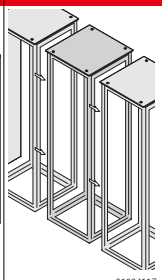 01004117	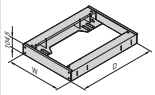 01009062
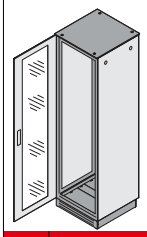	**Colour combination RAL 7035 (light grey)/ RAL 7021 (black grey)**	St, 1.5 mm, zinc-plated, with 8 reinforcing brackets, central GND/earthing point, static load-carrying capacity 800 kg	side-by-side mounting bracket (4 pieces), St; RAL 7021, not in combination with decorative frame	2 support profiles, St, 4 mm, lateral; 2 trims, St, 4 mm, front/rear; height 104.5 mm; static load-carrying capacity 1000 kg

No.	Cabinet dimensions Height U	Height mm	Width mm	Depth mm	1 piece assembled	PU 1 kit supplied loose	1 piece assembled
Completely in RAL 7021					**RAL 7021**		**RAL 7021**
1	29	1400	600	600	20130-617	**23130-061**	23130-454
2	29	1400	600	800	20130-618		23130-455
3	33	1600	600	600	20130-621	**23130-061**	23130-454
4	33	1600	600	800	20130-622		23130-455
5	33	1600	800	600	20130-623	**23130-061**	23130-456
6	33	1600	800	800	20130-624		23130-457
7	38	1800	600	600	20130-625	**23130-061**	23130-454
8	38	1800	600	800	20130-626		23130-455
9	38	1800	800	600	20130-627	**23130-061**	23130-456
10	38	1800	800	800	20130-628		23130-457
11	42	2000	600	600	20130-629	**23130-061**	23130-454
12	42	2000	600	800	20130-630		23130-455
13	42	2000	800	600	20130-631	**23130-061**	23130-456
14	42	2000	800	800	20130-632		23130-457
15	47	2200	600	600	20130-633	**23130-061**	23130-454
16	47	2200	600	800	20130-634		23130-455
17	47	2200	800	800	20130-636	**23130-061**	23130-457
Colour combinations					**RAL 7021**		**RAL 7021**
18	29	1400	600	600	20130-617	**23130-061**	23130-454
19	29	1400	600	800	20130-618		23130-455
20	33	1600	600	600	20130-621	**23130-061**	23130-454
21	33	1600	600	800	20130-622		23130-455
22	33	1600	800	600	20130-623	**23130-061**	23130-456
23	33	1600	800	800	20130-624		23130-457
24	38	1800	600	600	20130-625	**23130-061**	23130-454
25	38	1800	600	800	20130-626		23130-455
26	38	1800	800	600	20130-627	**23130-061**	23130-456
27	38	1800	800	800	20130-628		23130-457
28	42	2000	600	600	20130-629	**23130-061**	23130-454
29	42	2000	600	800	20130-630		23130-455
30	42	2000	800	600	20130-631	**23130-061**	23130-456
31	42	2000	800	800	20130-632		23130-457
32	47	2200	600	600	20130-633	**23130-061**	23130-454
33	47	2200	600	800	20130-634		23130-455
34	47	2200	800	800	20130-636	**23130-061**	23130-457

Further dimensions and configurations online.

Cabinets – VARISTAR Seismic ServicePLUS

SEISMIC IP 20 SIDE PANELS, REAR PANELS, DOORS, TOP COVERS

					Screw-fixed side panel	Screw-fixed rear panel	Steel door 3-point locking	DIN profile half cylinder	Plain flush top cover				
									Flat top cover		Lifting eye		
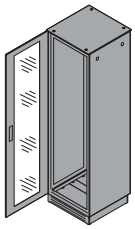					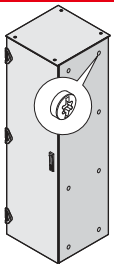 01004083	 01004085	 01008085	 01004148	 01004096		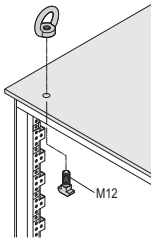 01004100		
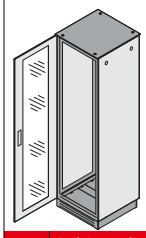	Completely in RAL 7021 (black grey)				St, 1 mm, incl. GND/ earthing	St, 1 mm, incl. GND/ earthing	St, 1.5 mm, opening angle 180°, inner side with mounting frame, lever handle with built-in push button, incl. GND/earthing	for lever handle, common locking	St, 1.5 mm, incl. GND/earthing		for top cover, applications and load in accordance with DIN 582		
	Colour combination RAL 7035 (light grey)/ RAL 7021 (black grey)												
	Cabinet dimensions												
No.	Height U	mm	Width mm	Depth mm	PU 2 pieces assembled	1 piece assembled	1 piece assembled	1 piece assembled	1 piece assembled		PU 4 pieces assembled		
Completely in RAL 7021					**RAL 7021**		**RAL 7021**				**RAL 7021**		
1	29	1400	600	600	21130-003	21130-063	21130-153	**25127-995**	21130-242		**23130-072**		
2	29	1400	600	800	21130-004				21130-243				
3	33	1600	600	600	21130-005	21130-065	21130-155	**25127-995**	21130-242		**23130-072**		
4	33	1600	600	800	21130-006				21130-243				
5	33	1600	800	600	21130-005	**21130-066**	**21130-156**	**25127-995**	21130-246		**23130-072**		
6	33	1600	800	800	21130-006				21130-247				
7	38	1800	600	600	21130-007	21130-067	21130-157	**25127-995**	21130-242		**23130-072**		
8	38	1800	600	800	21130-008				21130-243				
9	38	1800	800	600	21130-007	21130-068	21130-158	**25127-995**	21130-246		**23130-072**		
10	38	1800	800	800	21130-008				21130-247				
11	42	2000	600	600	21130-010	21130-069	21130-159	**25127-995**	21130-242		**23130-072**		
12	42	2000	600	800	21130-011				21130-243				
13	42	2000	800	600	21130-010	21130-070	21130-160	**25127-995**	21130-246		**23130-072**		
14	42	2000	800	800	21130-011				21130-247				
15	47	2200	600	600	21130-015	21130-071	21130-161	**25127-995**	21130-242		**23130-072**		
16	47	2200	600	800	21130-016				21130-243				
17	47	2200	800	800	21130-016	21130-072	21130-162	**25127-995**	21130-247		**23130-072**		
Colour combinations					**RAL 7035**	**RAL 7035**	**RAL 7035**		**RAL 7021**				
18	29	1400	600	600	22130-003	22130-063	22130-153	**25127-995**	21130-242		**23130-072**		
19	29	1400	600	800	22130-004				21130-243				
20	33	1600	600	600	22130-005	22130-065	22130-155	**25127-995**	21130-242		**23130-072**		
21	33	1600	600	800	22130-006				21130-243				
22	33	1600	800	600	22130-005	**22130-066**	**22130-156**	**25127-995**	21130-246		**23130-072**		
23	33	1600	800	800	22130-006				21130-247				
24	38	1800	600	600	22130-007	22130-067	22130-157	**25127-995**	21130-242		**23130-072**		
25	38	1800	600	800	22130-008				21130-243				
26	38	1800	800	600	22130-007	22130-068	22130-158	**25127-995**	21130-246		**23130-072**		
27	38	1800	800	800	22130-008				21130-247				
28	42	2000	600	600	22130-010	22130-069	22130-159	**25127-995**	21130-242		**23130-072**		
29	42	2000	600	800	22130-011				21130-243				
30	42	2000	800	600	22130-010	22130-070	22130-160	**25127-995**	21130-246		**23130-072**		
31	42	2000	800	800	22130-011				21130-247				
32	47	2200	600	600	22130-015	22130-071	22130-161	**25127-995**	21130-242		**23130-072**		
33	47	2200	600	800	22130-016				21130-243				
34	47	2200	800	800	22130-016	22130-072	22130-162	**25127-995**	21130-247		**23130-072**		

Part number in bold face type: ready for despatch within 2 working days
Part number in normal type: ready for despatch within 10 working days

Cabinets – VARISTAR Seismic ServicePLUS

SEISMIC IP 20 BASE PLATES, BRUSH STRIPS, FILTER INSERTS

					Base plate			
					Base plate, multi-piece	Brush strip	Dust filter set	Cover plate
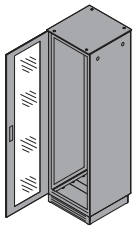 Completely in RAL 7021 (black grey)					 01004104	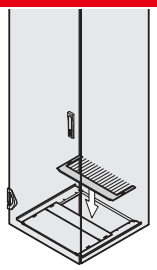 01004105	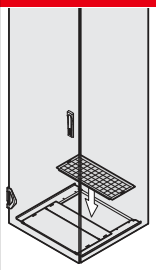 01004059	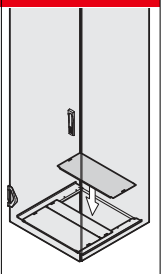 01004106
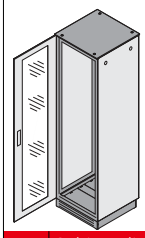 Colour combination RAL 7035 (light grey)/ RAL 7021 (black grey)					St, 1.5 mm, multi-piece, opening to rear 200 mm deep (no rear opening with 300 mm cabinet depth), incl. GND/earthing; Dimension drawings see page 1.9	nylon, black	filter mat, white, class M1, in accordance with EN 799-G3	St, 1.5 mm, please order gasket IP55 separately
	Cabinet dimensions							
	Height		Width	Depth	1 piece	1 piece	1 piece	1 piece
No.	U	mm	mm	mm	assembled	assembled	assembled	assembled
	Completely in RAL 7021				**RAL 7021**	**RAL 7021**		**RAL 7021**
1	29	1400	600	600	**23130-001**	**23130-074**	**23130-075**	**23130-076**
2	29	1400	600	800	**23130-002**			
3	33	1600	600	600	**23130-001**	**23130-074**	**23130-075**	**23130-076**
4	33	1600	600	800	**23130-002**			
5	33	1600	800	600	23130-005	**23130-034**	**23130-035**	**23130-036**
6	33	1600	800	800	23130-006			
7	38	1800	600	600	**23130-001**	**23130-074**	**23130-075**	**23130-076**
8	38	1800	600	800	**23130-002**			
9	38	1800	800	600	23130-005	**23130-034**	**23130-035**	**23130-036**
10	38	1800	800	800	23130-006			
11	42	2000	600	600	**23130-001**	**23130-074**	**23130-075**	**23130-076**
12	42	2000	600	800	**23130-002**			
13	42	2000	800	600	23130-005	**23130-034**	**23130-035**	**23130-036**
14	42	2000	800	800	23130-006			
15	47	2200	600	600	**23130-001**	**23130-074**	**23130-075**	**23130-076**
16	47	2200	600	800	**23130-002**			
17	47	2200	800	800	23130-006	**23130-034**	**23130-035**	**23130-036**
	Colour combinations				**RAL 7021**	**RAL 7021**		**RAL 7021**
18	29	1400	600	600	**23130-001**	**23130-074**	**23130-075**	**23130-076**
19	29	1400	600	800	**23130-002**			
20	33	1600	600	600	**23130-001**	**23130-074**	**23130-075**	**23130-076**
21	33	1600	600	800	**23130-002**			
22	33	1600	800	600	23130-005	**23130-034**	**23130-035**	**23130-036**
23	33	1600	800	800	23130-006			
24	38	1800	600	600	**23130-001**	**23130-074**	**23130-075**	**23130-076**
25	38	1800	600	800	**23130-002**			
26	38	1800	800	600	23130-005	**23130-034**	**23130-035**	**23130-036**
27	38	1800	800	800	23130-006			
28	42	2000	600	600	**23130-001**	**23130-074**	**23130-075**	**23130-076**
29	42	2000	600	800	**23130-002**			
30	42	2000	800	600	23130-005	**23130-034**	**23130-035**	**23130-036**
31	42	2000	800	800	23130-006			
32	47	2200	600	600	**23130-001**	**23130-074**	**23130-075**	**23130-076**
33	47	2200	600	800	**23130-002**			
34	47	2200	800	800	23130-006	**23130-034**	**23130-035**	**23130-036**

SEISMIC IP 20 CONNECTING PLATES FOR SHORT DOORS/REAR PANELS

	Dimensioning connecting plate door/rear panel	Connecting plate for door and rear panel			Other VARISTAR interior mounting parts
		Plain	With brush strip	Assembly kit	
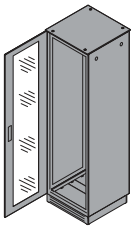 Completely in RAL 7021 (black grey)  Colour combination RAL 7035 (light grey)/ RAL 7021 (black grey)	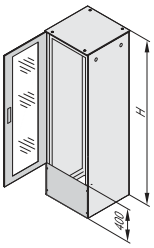 01005071 door and rear panel must be selected 400 mm shorter than the cabinet height; cannot be used with double door	 01005063 St, 1 mm, assembly also possible at top, height 400 mm, please order assembly kit separately in conjunction with rear panel	 01005069 St, 1 mm, assembly also possible at top, height 400 mm, please order assembly kit separately in conjunction with rear panel	only required if rear panel is assembled above the connecting plate	 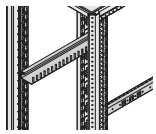 e.g. stationary shelves, 19" shelves, slide rails, cable ducting
Height mm	Width mm		1 piece assembled	1 piece assembled	PU 1 kit assembled	
Completely in RAL 7021			**RAL 7021**	**RAL 7021**		
400	600		21130-472	21130-478	23130-164	from page 1.108
400	800		21130-473	21130-479	23130-164	
Colour combinations			**RAL 7035**	**RAL 7035**		
400	600		22130-472	22130-478	23130-164	from page 1.108
400	800		22130-473	22130-479	23130-164	

Part number in bold face type: ready for despatch within 2 working days
Part number in normal type: ready for despatch within 10 working days

Cabinets – VARISTAR Seismic ServicePLUS

SEISMIC IP 55 FRAMES, GASKETING KITS, SIDE-BY-SIDE MOUNTING KITS, BASE/PLINTH

		Seismic frame Heavy-Duty 800 kg	Gasketing kit IP 55	Side-by-side mounting kit IP 55 (with gasket)	Base/plinth
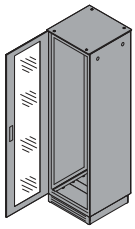	**Completely in RAL 7021 (black grey)**	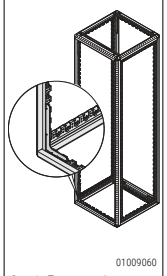 01009060	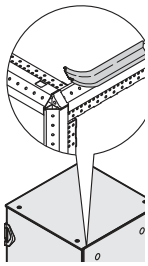 01004157	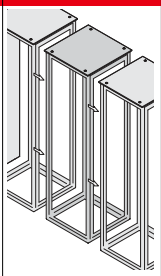 01004117	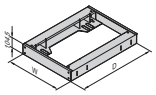 01009062
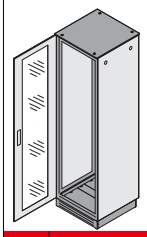	**Colour combination RAL 7035 (light grey)/ RAL 7021 (black grey)**	St, 1.5 mm, zinc-plated, with 8 strengthening brackets, central GND/earthing point, static load-carrying capacity 800 kg	seals are glued to the frame, so that all cladding parts conform to protection type IP 55	side-by-side mounting bracket (4 pieces), St, RAL 7021, incl. gasket to cover the gap between two racks; not in combination with decorative frame	2 support profiles, St, 4 mm, lateral; 2 trims, St, 4 mm, front/rear; height 104.5 mm; static load-carrying capacity 1000 kg

No.	Cabinet dimensions Height U	Height mm	Width mm	Depth mm	1 piece assembled	PU 1 kit assembled	PU 1 kit supplied loose	1 piece assembled
Completely in RAL 7021					**RAL 7021**			**RAL 7021**
1	29	1400	600	600	20130-617	**23130-064**	**23130-062**	23130-454
2	29	1400	600	800	20130-618			23130-455
3	33	1600	600	600	20130-621	**23130-064**	**23130-062**	23130-454
4	33	1600	600	800	20130-622			23130-455
5	33	1600	800	600	20130-623	**23130-064**	**23130-062**	23130-456
6	33	1600	800	800	20130-624			23130-457
7	38	1800	600	600	20130-625	**23130-064**	**23130-062**	23130-454
8	38	1800	600	800	20130-626			23130-455
9	38	1800	800	600	20130-627	**23130-064**	**23130-062**	23130-456
10	38	1800	800	800	20130-628			23130-457
11	42	2000	600	600	20130-629	**23130-064**	**23130-062**	23130-454
12	42	2000	600	800	20130-630			23130-455
13	42	2000	800	600	20130-631	**23130-064**	**23130-062**	23130-456
14	42	2000	800	800	20130-632			23130-457
15	47	2200	600	600	20130-633	**23130-064**	**23130-062**	23130-454
16	47	2200	600	800	20130-634			23130-455
17	47	2200	800	800	20130-636	**23130-064**	**23130-062**	23130-457
Colour combinations					**RAL 7021**			**RAL 7021**
18	29	1400	600	600	20130-617	**23130-064**	**23130-062**	23130-454
19	29	1400	600	800	20130-618			23130-455
20	33	1600	600	600	20130-621	**23130-064**	**23130-062**	23130-454
21	33	1600	600	800	20130-622			23130-455
22	33	1600	800	600	20130-623	**23130-064**	**23130-062**	23130-456
23	33	1600	800	800	20130-624			23130-457
24	38	1800	600	600	20130-625	**23130-064**	**23130-062**	23130-454
25	38	1800	600	800	20130-626			23130-455
26	38	1800	800	600	20130-627	**23130-064**	**23130-062**	23130-456
27	38	1800	800	800	20130-628			23130-457
28	42	2000	600	600	20130-629	**23130-064**	**23130-062**	23130-454
29	42	2000	600	800	20130-630			23130-455
30	42	2000	800	600	20130-631	**23130-064**	**23130-062**	23130-456
31	42	2000	800	800	20130-632			23130-457
32	47	2200	600	600	20130-633	**23130-064**	**23130-062**	23130-454
33	47	2200	600	800	20130-634			23130-455
34	47	2200	800	800	20130-636	**23130-064**	**23130-062**	23130-457

Further dimensions and configurations online at www.schroff.biz/conf

Cabinets – VARISTAR Seismic ServicePLUS

SEISMIC IP 55 SIDE PANELS, REAR PANELS, DOORS, TOP COVERS

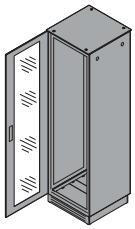

Completely in RAL 7021 (black grey)

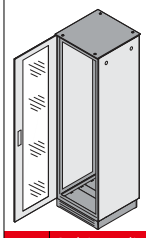

Colour combination RAL 7035 (light grey)/ RAL 7021 (black grey)

					Screw-fixed side panel	Screw-fixed rear panel	Steel door 3-point locking	DIN profile half cylinder	Plain flush top cover	
									Flat top cover	Lifting eye
					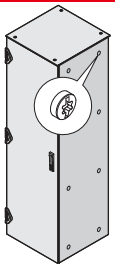 01004083	 01004085	 01008085	 01004148	 01004096	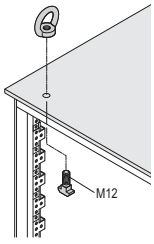 01004100
					St, 1 mm, incl. GND/ earthing	St, 1 mm, incl. GND/ earthing	St, 1.5 mm, opening angle 180°, inner side with mounting frame, lever handle with built-in push button, incl. GND/earthing	for lever handle, common locking	St, 1.5 mm, incl. GND/earthing	for top cover, applications and load in accordance with DIN 582
	Cabinet dimensions									
No.	Height U	mm	Width mm	Depth mm	PU 2 pieces assembled	1 piece assembled	1 piece assembled	1 piece assembled	1 piece assembled	PU 4 pieces assembled
Completely in RAL 7021					**RAL 7021**		**RAL 7021**			**RAL 7021**
1	29	1400	600	600	21130-003	21130-063	21130-153	**25127-995**	21130-242	**23130-072**
2	29	1400	600	800	21130-004				21130-243	
3	33	1600	600	600	21130-005	21130-065	21130-155	**25127-995**	21130-242	**23130-072**
4	33	1600	600	800	21130-006				21130-243	
5	33	1600	800	600	21130-005	**21130-066**	**21130-156**	**25127-995**	21130-246	**23130-072**
6	33	1600	800	800	21130-006				21130-247	
7	38	1800	600	600	21130-007	21130-067	21130-157	**25127-995**	21130-242	**23130-072**
8	38	1800	600	800	21130-008				21130-243	
9	38	1800	800	600	21130-007	21130-068	21130-158	**25127-995**	21130-246	**23130-072**
10	38	1800	800	800	21130-008				21130-247	
11	42	2000	600	600	21130-010	21130-069	21130-159	**25127-995**	21130-242	**23130-072**
12	42	2000	600	800	21130-011				21130-243	
13	42	2000	800	600	21130-010	21130-070	21130-160	**25127-995**	21130-246	**23130-072**
14	42	2000	800	800	21130-011				21130-247	
15	47	2200	600	600	21130-015	21130-071	21130-161	**25127-995**	21130-242	**23130-072**
16	47	2200	600	800	21130-016				21130-243	
17	47	2200	800	800	21130-016	21130-072	21130-162	**25127-995**	21130-247	**23130-072**
Colour combinations					**RAL 7035**	**RAL 7035**	**RAL 7035**		**RAL 7021**	
18	29	1400	600	600	22130-003	22130-063	22130-153	**25127-995**	21130-242	**23130-072**
19	29	1400	600	800	22130-004				21130-243	
20	33	1600	600	600	22130-005	22130-065	22130-155	**25127-995**	21130-242	**23130-072**
21	33	1600	600	800	22130-006				21130-243	
22	33	1600	800	600	22130-005	**22130-066**	**22130-156**	**25127-995**	21130-246	**23130-072**
23	33	1600	800	800	22130-006				21130-247	
24	38	1800	600	600	22130-007	22130-067	22130-157	**25127-995**	21130-242	**23130-072**
25	38	1800	600	800	22130-008				21130-243	
26	38	1800	800	600	22130-007	22130-068	22130-158	**25127-995**	21130-246	**23130-072**
27	38	1800	800	800	22130-008				21130-247	
28	42	2000	600	600	22130-010	22130-069	22130-159	**25127-995**	21130-242	**23130-072**
29	42	2000	600	800	22130-011				21130-243	
30	42	2000	800	600	22130-010	22130-070	22130-160	**25127-995**	21130-246	**23130-072**
31	42	2000	800	800	22130-011				21130-247	
32	47	2200	600	600	22130-015	22130-071	22130-161	**25127-995**	21130-242	**23130-072**
33	47	2200	600	800	22130-016				21130-243	
34	47	2200	800	800	22130-016	22130-072	22130-162	**25127-995**	21130-247	**23130-072**

Part number in bold face type: ready for despatch within 2 working days
Part number in normal type: ready for despatch within 10 working days

Cabinets – VARISTAR Seismic ServicePLUS

SEISMIC IP 55 BASE PLATES, GASKETING

		Base plate			Base plate, one-piece, EMC, IP 55
		Base plate, multi-piece	Cover plate	IP 55 gasket	
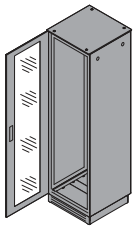	**Completely in RAL 7021 (black grey)**	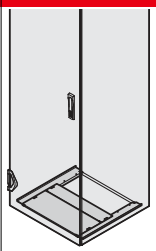 01004104	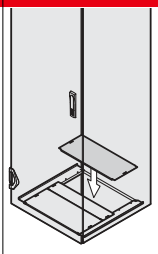 01004106	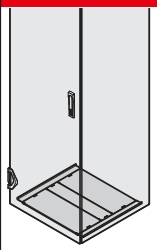 01004073	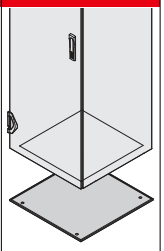 01004051
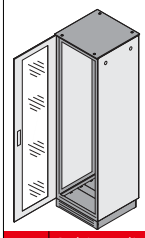	**Colour combination RAL 7035 (light grey)/ RAL 7021 (black grey)**	St, 1.5 mm, multi-piece, opening to rear 200 mm deep (no rear opening with 300 mm cabinet depth), incl. GND/earthing; Dimension drawings see page 1.9	St, 1.5 mm, please order IP55 gasket separately	for base plate with cover	AlZn, 1.5 mm, incl. GND/earthing, assembly from outside

No.	Cabinet dimensions Height U	Height mm	Width mm	Depth mm	1 piece assembled	1 piece assembled	1 piece assembled	1 piece assembled
Completely in RAL 7021					**RAL 7021**	**RAL 7021**		**AlZn**
1	29	1400	600	600	**23130-001**	**23130-076**	**23130-073**	21130-281
2	29	1400	600	800	**23130-002**			21130-282
3	33	1600	600	600	**23130-001**	**23130-076**	**23130-073**	21130-281
4	33	1600	600	800	**23130-002**			21130-282
5	33	1600	800	600	23130-005	**23130-036**	**23130-073**	21130-283
6	33	1600	800	800	23130-006			21130-284
7	38	1800	600	600	**23130-001**	**23130-076**	**23130-073**	21130-281
8	38	1800	600	800	**23130-002**			21130-282
9	38	1800	800	600	23130-005	**23130-036**	**23130-073**	21130-283
10	38	1800	800	800	23130-006			21130-284
11	42	2000	600	600	**23130-001**	**23130-076**	**23130-073**	21130-281
12	42	2000	600	800	**23130-002**			21130-282
13	42	2000	800	600	23130-005	**23130-036**	**23130-073**	21130-283
14	42	2000	800	800	23130-006			21130-284
15	47	2200	600	600	**23130-001**	**23130-076**	**23130-073**	21130-281
16	47	2200	600	800	**23130-002**			21130-282
17	47	2200	800	800	23130-006	**23130-036**	**23130-073**	21130-284
Colour combinations					**RAL 7021**	**RAL 7021**		**AlZn**
18	29	1400	600	600	**23130-001**	**23130-076**	**23130-073**	21130-281
19	29	1400	600	800	**23130-002**			21130-282
20	33	1600	600	600	**23130-001**	**23130-076**	**23130-073**	21130-281
21	33	1600	600	800	**23130-002**			21130-282
22	33	1600	800	600	23130-005	**23130-036**	**23130-073**	21130-283
23	33	1600	800	800	23130-006			21130-284
24	38	1800	600	600	**23130-001**	**23130-076**	**23130-073**	21130-281
25	38	1800	600	800	**23130-002**			21130-282
26	38	1800	800	600	23130-005	**23130-036**	**23130-073**	21130-283
27	38	1800	800	800	23130-006			21130-284
28	42	2000	600	600	**23130-001**	**23130-076**	**23130-073**	21130-281
29	42	2000	600	800	**23130-002**			21130-282
30	42	2000	800	600	23130-005	**23130-036**	**23130-073**	21130-283
31	42	2000	800	800	23130-006			21130-284
32	47	2200	600	600	**23130-001**	**23130-076**	**23130-073**	21130-281
33	47	2200	600	800	**23130-002**			21130-282
34	47	2200	800	800	23130-006	**23130-036**	**23130-073**	21130-284

SEISMIC IP 55 CONNECTING PLATES FOR SHORT DOORS/REAR PANELS

	Dimensioning connecting plate door/rear panel	Connecting plate	Other VARISTAR interior mounting parts
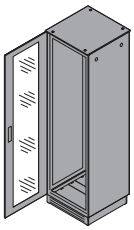 Completely in RAL 7021 (black grey) 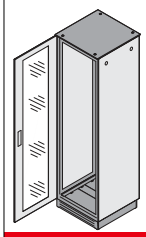 Colour combination RAL 7035 (light grey)/ RAL 7021 (black grey)	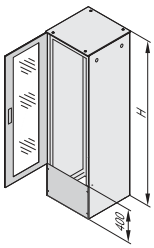 01005071 door and rear panel must be selected 400 mm shorter than the cabinet height; cannot be used with double door	 01005072 St, 1 mm, can also be fitted in upper part,height 400 mm, with assembly kit	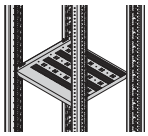 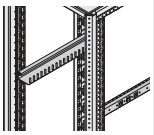 e.g. stationary shelves, 19" shelves, slide rails, cable ducting
Height mm / Width mm		1 piece assembled	
Completely in RAL 7021		**RAL 7021**	
400 600		21130-504	from page 1.108
400 800		21130-505	
Colour combinations		**RAL 7035**	
400 600		22130-504	from page 1.108
400 800		22130-505	

Part number in bold face type: ready for despatch within 2 working days
Part number in normal type: ready for despatch within 10 working days

Cabinets – VARISTAR Seismic ServicePLUS

SEISMIC EMC FRAMES, GASKETING KITS, SIDE-BY-SIDE MOUNTING KITS, BASE/PLINTH

		Seismic frame Heavy-Duty 800 kg	EMC gasketing kit	Side-by-side mounting kit EMC	Base/plinth
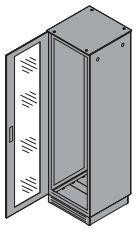	**Completely in RAL 7021 (black grey)**	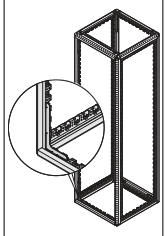 01009060	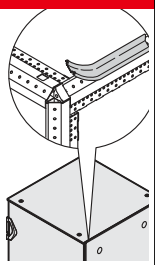 01004157	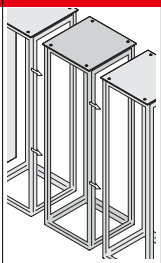 01004120	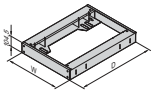 01009062
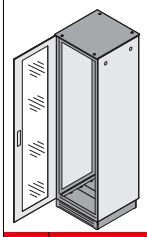	**Colour combination RAL 7035 (light grey)/ RAL 7021 (black grey)**	St, 1.5 mm, zinc-plated, with 8 strengthening brackets, central GND/earthing point, static load-carrying capacity 800 kg	gaskets are glued to the frame, thus all the following cover parts are conductively linked	side-by-side mounting brackets (4 pieces), St	2 support profiles, St, 4 mm, lateral; 2 trims, St, 4 mm, front/rear; height 104.5 mm; static load-carrying capacity 1000 kg

No.	Cabinet dimensions Height U	Height mm	Width mm	Depth mm	1 piece assembled	PU 1 kit assembled	PU 1 kit supplied loose	1 piece assembled
Completely in RAL 7021					**RAL 7021**		**RAL 7021**	**RAL 7021**
1	29	1400	600	600	20130-617	**23130-065**	23130-063	23130-454
2	29	1400	600	800	20130-618			23130-455
3	33	1600	600	600	20130-621	**23130-065**	23130-063	23130-454
4	33	1600	600	800	20130-622			23130-455
5	33	1600	800	600	20130-623	**23130-065**	23130-063	23130-456
6	33	1600	800	800	20130-624			23130-457
7	38	1800	600	600	20130-625	**23130-065**	23130-063	23130-454
8	38	1800	600	800	20130-626			23130-455
9	38	1800	800	600	20130-627	**23130-065**	23130-063	23130-456
10	38	1800	800	800	20130-628			23130-457
11	42	2000	600	600	20130-629	**23130-065**	23130-063	23130-454
12	42	2000	600	800	20130-630			23130-455
13	42	2000	800	600	20130-631	**23130-065**	23130-063	23130-456
14	42	2000	800	800	20130-632			23130-457
15	47	2200	600	600	20130-633	**23130-065**	23130-063	23130-454
16	47	2200	600	800	20130-634			23130-455
17	47	2200	800	800	20130-636	**23130-065**	23130-063	23130-457
Colour combinations					**RAL 7021**			**RAL 7021**
18	29	1400	600	600	20130-617	**23130-065**	23130-063	23130-454
19	29	1400	600	800	20130-618			23130-455
20	33	1600	600	600	20130-621	**23130-065**	23130-063	23130-454
21	33	1600	600	800	20130-622			23130-455
22	33	1600	800	600	20130-623	**23130-065**	23130-063	23130-456
23	33	1600	800	800	20130-624			23130-457
24	38	1800	600	600	20130-625	**23130-065**	23130-063	23130-454
25	38	1800	600	800	20130-626			23130-455
26	38	1800	800	600	20130-627	**23130-065**	23130-063	23130-456
27	38	1800	800	800	20130-628			23130-457
28	42	2000	600	600	20130-629	**23130-065**	23130-063	23130-454
29	42	2000	600	800	20130-630			23130-455
30	42	2000	800	600	20130-631	**23130-065**	23130-063	23130-456
31	42	2000	800	800	20130-632			23130-457
32	47	2200	600	600	20130-633	**23130-065**	23130-063	23130-454
33	47	2200	600	800	20130-634			23130-455
34	47	2200	800	800	20130-636	**23130-065**	23130-063	23130-457

Further dimensions and configurations online at www.schroff.biz/conf

Cabinets – VARISTAR Seismic ServicePLUS

SEISMIC EMC — SIDE PANELS, REAR PANELS, DOORS, TOP COVERS

					Side panel, screw fixed, EMC, IP 55	Rear panel, screw fixed, EMC, IP 55	Steel door, 4-point locking			Flat top cover	
							Plain, EMC, IP 55	Perforated, EMC	DIN profile half cylinder	EMC, IP 55	Lifting eye
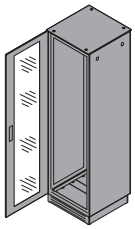 Completely in RAL 7021 (black grey)					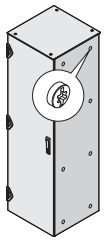 01004083	 01004085	 01004092	 01004093	 01004148	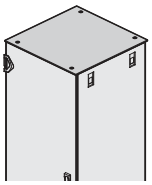 01004096	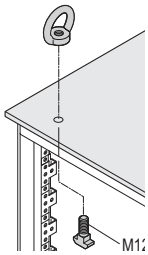 01004090
 Colour combination RAL 7035 (light grey)/ RAL 7021 (black grey)					St, 1 mm, painted outside, AlZn inside, incl. GND/earthing	St, 1 mm, painted outside, AlZn inside, incl. GND/earthing	St, 1.5 mm, painted outside, interior AlZn, opening angle 180°, lever handle with push button, incl. GND/earthing	St, 1.5 mm, painted outside, interior AlZn, opening angle 180°, lever handle with push button, incl. GND/earthing	for lever handle, common locking	St, 1.5 mm, exterior painted, interior AlZn, incl. GND/earthing	for top cover, applications and load in accordance with DIN 582
	Cabinet dimensions										
No.	Height U	mm	Width mm	Depth mm	PU 2 pieces assembled	1 piece assembled	1 piece assembled	1 piece assembled	1 piece assembled	1 piece assembled	PU 4 pieces assembled
Completely in RAL 7021					**RAL 7021**	**RAL 7021**	**RAL 7021**	**RAL 7021**		**RAL 7021**	
1	29	1400	600	600	21130-023	21130-078	21130-168	21130-198	**25127-995**	21130-272	**23130-072**
2	29	1400	600	800	21130-024					21130-273	
3	33	1600	600	600	21130-025	21130-080	21130-170	21130-200	**25127-995**	21130-272	**23130-072**
4	33	1600	600	800	21130-026					21130-273	
5	33	1600	800	600	21130-025	21130-081	21130-171	21130-201	**25127-995**	21130-276	**23130-072**
6	33	1600	800	800	21130-026					21130-277	
7	38	1800	600	600	21130-027	21130-082	21130-172	21130-202	**25127-995**	21130-272	**23130-072**
8	38	1800	600	800	21130-028					21130-273	
9	38	1800	800	600	21130-027	21130-083	21130-173	21130-203	**25127-995**	21130-276	**23130-072**
10	38	1800	800	800	21130-028					21130-277	
11	42	2000	600	600	21130-030	21130-084	21130-174	21130-204	**25127-995**	21130-272	**23130-072**
12	42	2000	600	800	21130-031					21130-273	
13	42	2000	800	600	21130-030	21130-085	21130-175	21130-205	**25127-995**	21130-276	**23130-072**
14	42	2000	800	800	21130-031					21130-277	
15	47	2200	600	600	21130-035	21130-086	21130-176	21130-206	**25127-995**	21130-272	**23130-072**
16	47	2200	600	800	21130-036					21130-273	
17	47	2200	800	800	21130-036	21130-087	21130-177	21130-207	**25127-995**	21130-277	**23130-072**
Colour combinations					**RAL 7035**	**RAL 7035**		**RAL 7035**		**RAL 7021**	
18	29	1400	600	600	22130-023	22130-078	22130-168	21130-198	**25127-995**	21130-272	**23130-072**
19	29	1400	600	800	22130-024					21130-273	
20	33	1600	600	600	22130-025	22130-080	22130-170	21130-200	**25127-995**	21130-272	**23130-072**
21	33	1600	600	800	22130-026					21130-273	
22	33	1600	800	600	22130-025	22130-081	22130-171	21130-201	**25127-995**	21130-276	**23130-072**
23	33	1600	800	800	22130-026					21130-277	
24	38	1800	600	600	22130-027	22130-082	22130-172	21130-202	**25127-995**	21130-272	**23130-072**
25	38	1800	600	800	22130-028					21130-273	
26	38	1800	800	600	22130-027	22130-083	22130-173	21130-203	**25127-995**	21130-276	**23130-072**
27	38	1800	800	800	22130-028					21130-277	
28	42	2000	600	600	22130-030	22130-084	22130-174	21130-204	**25127-995**	21130-272	**23130-072**
29	42	2000	600	800	22130-031					21130-273	
30	42	2000	800	600	22130-030	22130-085	22130-175	21130-205	**25127-995**	21130-276	**23130-072**
31	42	2000	800	800	22130-031					21130-277	
32	47	2200	600	600	22130-035	22130-086	22130-176	21130-206	**25127-995**	21130-272	**23130-072**
33	47	2200	600	800	22130-036					21130-273	
34	47	2200	800	800	22130-036	22130-087	22130-177	21130-207	**25127-995**	21130-277	**23130-072**

Part number in bold face type: ready for despatch within 2 working days
Part number in normal type: ready for despatch within 10 working days

Cabinets – VARISTAR Seismic ServicePLUS

SEISMIC EMC BASE PLATES

					Base plates		
					one-piece, EMC, IP 55	with cable ducting, EMC	perforated, with cable ducting, EMC
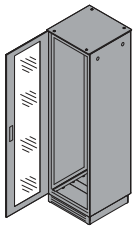	Completely in RAL 7021 (black grey)				 01004051	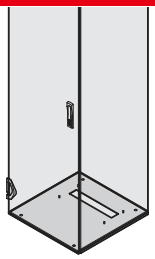 01004108	 01008051
					AlZn, 1.5 mm, incl. GND/earthing, assembly from outside	AlZn, 1.5 mm, rear opening 60 mm deep, incl. GND/ earthing, assembly from outside	AlZn, 1.5 mm, incl. GND/earthing; opening at rear for cabinet width of 600 mm: 359 x 60 mm, for cabinet width of 800 mm: 559 x 60 mm
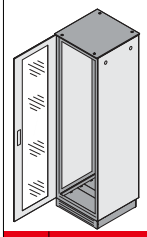	Colour combination RAL 7035 (light grey)/ RAL 7021 (black grey)						
	Cabinet dimensions						
No.	Height U	mm	Width mm	Depth mm	1 piece assembled	1 piece assembled	1 piece assembled
	Completely in RAL 7021				**AlZn**	**AlZn**	**AlZn**
1	29	1400	600	600	21130-281	21130-291	23130-400
2	29	1400	600	800	21130-282	21130-292	23130-401
3	33	1600	600	600	21130-281	21130-291	23130-400
4	33	1600	600	800	21130-282	21130-292	23130-401
5	33	1600	800	600	21130-283	21130-293	23130-402
6	33	1600	800	800	21130-284	21130-294	23130-403
7	38	1800	600	600	21130-281	21130-291	23130-400
8	38	1800	600	800	21130-282	21130-292	23130-401
9	38	1800	800	600	21130-283	21130-293	23130-402
10	38	1800	800	800	21130-284	21130-294	23130-403
11	42	2000	600	600	21130-281	21130-291	23130-400
12	42	2000	600	800	21130-282	21130-292	23130-401
13	42	2000	800	600	21130-283	21130-293	23130-402
14	42	2000	800	800	21130-284	21130-294	23130-403
15	47	2200	600	600	21130-281	21130-291	23130-400
16	47	2200	600	800	21130-282	21130-292	23130-401
17	47	2200	800	800	21130-284	21130-294	23130-403
	Colour combinations				**AlZn**	**AlZn**	**AlZn**
18	29	1400	600	600	21130-281	21130-291	23130-400
19	29	1400	600	800	21130-282	21130-292	23130-401
20	33	1600	600	600	21130-281	21130-291	23130-400
21	33	1600	600	800	21130-282	21130-292	23130-401
22	33	1600	800	600	21130-283	21130-293	23130-402
23	33	1600	800	800	21130-284	21130-294	23130-403
24	38	1800	600	600	21130-281	21130-291	23130-400
25	38	1800	600	800	21130-282	21130-292	23130-401
26	38	1800	800	600	21130-283	21130-293	23130-402
27	38	1800	800	800	21130-284	21130-294	23130-403
28	42	2000	600	600	21130-281	21130-291	23130-400
29	42	2000	600	800	21130-282	21130-292	23130-401
30	42	2000	800	600	21130-283	21130-293	23130-402
31	42	2000	800	800	21130-284	21130-294	23130-403
32	47	2200	600	600	21130-281	21130-291	23130-400
33	47	2200	600	800	21130-282	21130-292	23130-401
34	47	2200	800	800	21130-284	21130-294	23130-403

SEISMIC EMC CONNECTING PLATES FOR SHORT DOORS/REAR PANELS

		Dimensioning connecting plate door/rear panel	EMC connecting plate		Other VARISTAR interior mounting parts
			Flat plate, EMC, IP 55	Shortened plate, EMC, IP 55	
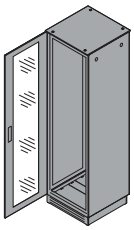 Completely in RAL 7021 (black grey) 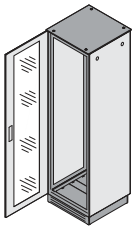 Colour combination RAL 7035 (light grey)/ RAL 7021 (black grey)		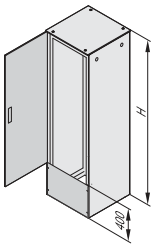 01005077 door and rear panel must be selected 400 mm shorter than cabinet height	 01005075 flat plate, stainless steel, 1 mm, height 400 mm, mounting can be at top or bottom	 01005074 frame, stainless steel, 1 mm, mounting at top or bottom, height 400 mm, plate recessed by 40 mm, stainless steel, 1 mm	  e.g. stationary shelves, 19" shelves, slide rails, cable ducting
No.	Cabinet dimensions Height U / mm, Width mm, Depth mm		1 piece assembled	1 piece assembled	
Completely in RAL 7021			**RAL 7021**	**RAL 7021**	
	400 600		21130-578	21130-580	from page 1.108
	400 800		21130-579	21130-581	
Colour combinations			RAL 7035	RAL 7035	
	400 600		22130-578	22130-580	from page 1.108
	400 800		22130-579	22130-581	

Part number in bold face type: ready for despatch within 2 working days
Part number in normal type: ready for despatch within 10 working days

INTERIOR MOUNTING SWING FRAMES FOR CABINET WIDTH 600 MM

ORDER INFORMATION

			Swing frame	Stop 120°	Safety lock	Spare key
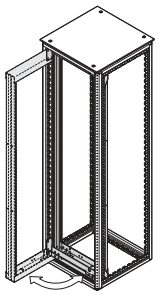			 01005070 St, 2 mm, RAL 7021, load-carrying capacity: 150 kg, 120° hinge, square locks incl. 2 keys (Dimension drawings link)	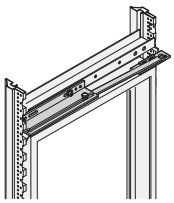 01005061 St; for safety reasons a swing frame stop is recommended	 01015060 for swing frame, instead of square lock, incl. 2 keys	 01015059
Height U	Usable height U	Width mm	1 piece assembled	PU 1 kit assembled	1 piece assembled	PU 2 pieces supplied loose
partial height	12	600	21130-740	23130-158	**60113-267**	**60220-003**
partial height	21	600	21130-741	23130-158	**60113-267**	**60220-003**
29	25	600	21130-742	23130-158	**60113-267**	**60220-003**
33	30	600	21130-743	23130-158	**60113-267**	**60220-003**
38	34	600	21130-744	23130-158	**60113-267**	**60220-003**
42	39	600	21130-745	23130-158	**60113-267**	**60220-003**
47	43	600	21130-746	23130-158	**60113-267**	**60220-003**

INTERIOR MOUNTING SWING FRAMES FOR CABINET WIDTH 800 MM

ORDER INFORMATION

			Swing frame 120°		Swing frame 160°		Swing frame trim		Safety lock
			Swing frame 120°	Stop 120°	Swing frame 160°	Stop 160°	Asymmetrical assembly	Symmetrical assembly	
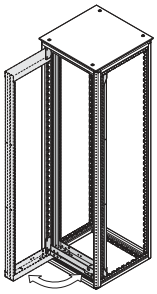			 01005070 St, 2 mm, RAL 7021, load-carrying capacity150 kg, 120° hinge, square locks incl. 2 keys (Dimension	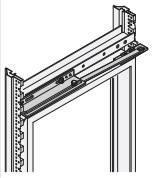 01005061 St; for safety reasons a swing frame stop is recommended	 01005070 St, 2 mm, RAL 7021, load-carrying capacity 150 kg, 160° hinge, square locks incl. 2 keys	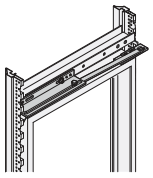 01005061 St, swing frame stop is recommended for safety reasons	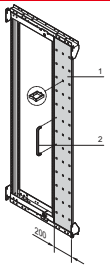 01005058 St, 1.5 mm, RAL 7021, trim (item 1, width 200 mm) incl. handle (item 2) and cut-out for cable eyes	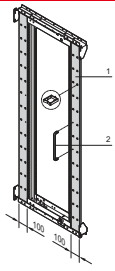 01005057 St, 1.5 mm, RAL 7021, trim (item 1, 2 x width 100 mm) incl. handle (item 2) and cut-out for cable eyes	 01015060 for swing frame, instead of square lock, incl. 2 keys
Height U	Usable height U	Width mm	assembled	PU 1 kit assembled	PU 2 pieces assembled	PU 1 kit assembled	1 piece assembled	PU 2 pieces assembled	1 piece assembled
partial height	12	800	21130-747	23130-158	21130-761	23130-159	–	–	**60113-267**
partial height	21	800	21130-748	23130-158	21130-762	23130-159	21130-432	21130-442	**60113-267**
29	25	800	21130-749	23130-158	21130-763	23130-159	21130-433	21130-443	**60113-267**
33	30	800	21130-750	23130-158	21130-764	23130-159	21130-434	21130-444	**60113-267**
38	34	800	21130-751	23130-158	21130-765	23130-159	21130-435	21130-445	**60113-267**
42	39	800	21130-752	23130-158	21130-766	23130-159	21130-436	21130-446	**60113-267**
47	43	800	21130-753	23130-158	21130-767	23130-159	21130-437	21130-447	**60113-267**

Cabinets – VARISTAR Seismic ServicePLUS

INTERIOR MOUNTING 19" PANEL/SLIDE MOUNTS

		Dimension Standard fitting	19" panel/slide mounts EIA		U height identification for 19" panel/slide mount	19" assembly kit M6	Adapter bracket for reduced width
			Painted RAL 7021	AlZn			
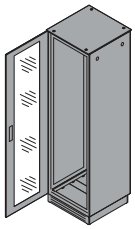 Completely in RAL 7021 (black grey)		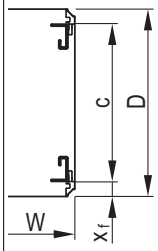 01004146	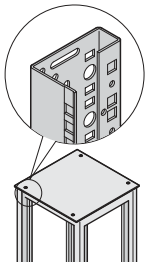 01004112		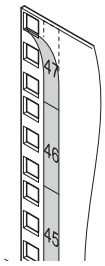 00505050	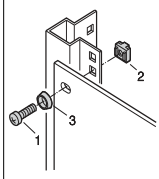 sc128	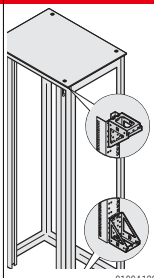 01004128
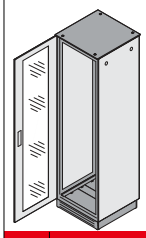 Colour combination RAL 7035 (light grey)/ RAL 7021 (black grey)		x_f = distance from front c = pitch of 19" panel/slide mounts D = cabinet depth W = cabinet width	St, 1.75 mm; reduced-width adapter bracket required for 800 mm width; depth members are required for partial-height mounting		paper strip, white, serial numbered from 1 ... 47 U	assembly kit: item 1: screws, item 2: cage nuts, item 3: washers	St, 2 mm, finish AlZn, for fixing the 19" panel/slide mounts in 800 mm wide cabinets

No.	Cabinet dimensions Height U	Height mm	Width mm	Depth mm	x_f mm	c mm	PU 1 pair assembled	PU 1 pair assembled	PU 4 pieces assembled	PU 50 pieces supplied loose	PU 4 pieces assembled
Completely in RAL 7021							**RAL 7021**	**AlZn**			**AlZn**
1	29	1400	600	600	50	500	**23130-012**	**23130-032**	**25127-997**	**21101-809**	–
2	29	1400	600	800	50	700					
3	33	1600	600	600	50	500	**23130-013**	**23130-033**	**25127-997**	**21101-809**	–
4	33	1600	600	800	50	700					
5	33	1600	800	600	50	500	**23130-013**	**23130-033**	**25127-997**	**21101-809**	**23130-091**
6	33	1600	800	800	150	500					
7	38	1800	600	600	50	500	**23130-014**	**23130-034**	**25127-997**	**21101-809**	–
8	38	1800	600	800	50	700					
9	38	1800	800	600	50	500	**23130-014**	**23130-034**	**25127-997**	**21101-809**	**23130-091**
10	38	1800	800	800	150	500					
11	42	2000	600	600	50	500	**23130-015**	**23130-035**	**25127-997**	**21101-809**	–
12	42	2000	600	800	50	700					
13	42	2000	800	600	50	500	**23130-015**	**23130-035**	**25127-997**	**21101-809**	**23130-091**
14	42	2000	800	800	150	500					
15	47	2200	600	600	50	500	**23130-016**	**23130-036**	**25127-997**	**21101-809**	–
16	47	2200	600	800	50	700					
17	47	2200	800	800	150	500	**23130-016**	**23130-036**	**25127-997**	**21101-809**	**23130-091**
Colour combinations							**RAL 7035**	**AlZn**			
18	29	1400	600	600	50	500	**23130-022**	**23130-032**	**25127-997**	**21101-809**	–
19	29	1400	600	800	50	700					
20	33	1600	600	600	50	500	**23130-023**	**23130-033**	**25127-997**	**21101-809**	–
21	33	1600	600	800	50	700					
22	33	1600	800	600	50	500	**23130-023**	**23130-033**	**25127-997**	**21101-809**	**23130-091**
23	33	1600	800	800	150	500					
24	38	1800	600	600	50	500	**23130-024**	**23130-034**	**25127-997**	**21101-809**	–
25	38	1800	600	800	50	700					
26	38	1800	800	600	50	500	**23130-024**	**23130-034**	**25127-997**	**21101-809**	**23130-091**
27	38	1800	800	800	150	500					
28	42	2000	600	600	50	500	**23130-025**	**23130-035**	**25127-997**	**21101-809**	–
29	42	2000	600	800	50	700					
30	42	2000	800	600	50	500	**23130-025**	**23130-035**	**25127-997**	**21101-809**	**23130-091**
31	42	2000	800	800	150	500					
32	47	2200	600	600	50	500	**23130-026**	**23130-036**	**25127-997**	**21101-809**	–
33	47	2200	600	800	50	700					
34	47	2200	800	800	150	500	**23130-026**	**23130-036**	**25127-997**	**21101-809**	**23130-091**

Part number in bold face type: ready for despatch within 2 working days
Part number in normal type: ready for despatch within 10 working days

Cabinets – VARISTAR Seismic ServicePLUS

INTERIOR MOUNTING MOUNTING PLATES, STATIONARY SHELVES, 75 KG

					Mounting plate			Stationary shelf	Stationary shelf	
					Full height	Height 1200 mm	Strengthening brackets	Full depth	Shortened by 100 mm	Depth member, 3 rows
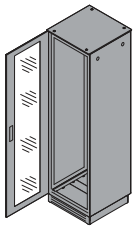 Completely in RAL 7021 (black grey)					 01008052	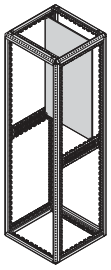 01008053	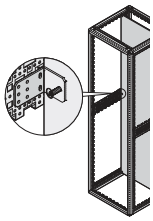 01008080	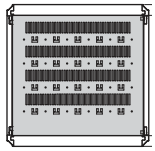 01004142	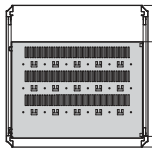 01004142	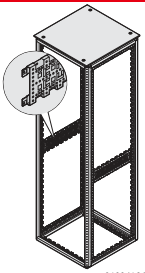 01004126
					St, zinc-plated, 3 mm, static load-carrying capacity up to 450 kg (rear mounted); strengthening bracket increases static load-carrying capacity; please order separately		St profile, increases static load-carrying capacity of mounting plate to 150 kg	St, 1.5 mm, static load-carrying capacity 75 kg, 1 U, incl. GND/earthing	St, 1.5 mm, static load-carrying cap. 75 kg, 1 U, depth 479 mm, incl. GND/ earthing, for recessed installation order depth members separately	length 460 mm, St, 1.5 mm, finish AlZn; required for recessed shelf
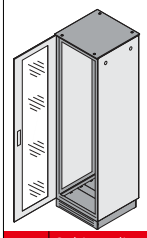 Colour combination RAL 7035 (light grey)/ RAL 7021 (black grey)										
No.	Cabinet dimensions Height U	mm	Width mm	Depth mm	1 piece assembled	1 piece assembled	PU 2 pieces assembled	1 piece assembled	1 piece assembled	PU 1 pair assembled
Completely in RAL 7021					**zinc-plated**	**zinc-plated**	**RAL 7021**	**RAL 7021**	**RAL 7021**	**AlZn**
1	29	1400	600	600	–	23130-413	**23130-418**	**21130-323**	21130-322	**23130-081**
2	29	1400	600	800				21130-325	**21130-324**	**23130-082**
3	33	1600	600	600	–	23130-413	**23130-418**	**21130-323**	21130-322	**23130-081**
4	33	1600	600	800				21130-325	**21130-324**	**23130-082**
5	33	1600	800	600	–	23130-414	**23130-418**	21130-333	21130-332	**23130-081**
6	33	1600	800	800				21130-335	21130-334	**23130-082**
7	38	1800	600	600	23130-405	23130-413	**23130-418**	**21130-323**	21130-322	**23130-081**
8	38	1800	600	800				21130-325	**21130-324**	**23130-082**
9	38	1800	800	600	23130-406	23130-414	**23130-418**	21130-333	21130-332	**23130-081**
10	38	1800	800	800				21130-335	21130-334	**23130-082**
11	42	2000	600	600	23130-407	23130-413	**23130-418**	**21130-323**	21130-322	**23130-081**
12	42	2000	600	800				21130-325	**21130-324**	**23130-082**
13	42	2000	800	600	23130-408	23130-414	**23130-418**	21130-333	21130-332	**23130-081**
14	42	2000	800	800				21130-335	21130-334	**23130-082**
15	47	2200	600	600	–	23130-413	**23130-418**	**21130-323**	21130-322	**23130-081**
16	47	2200	600	800				21130-325	**21130-324**	**23130-082**
17	47	2200	800	800	–	23130-414	**23130-418**	21130-335	21130-334	**23130-082**
Colour combinations					**zinc-plated**	**zinc-plated**	**RAL 7021**	**RAL 7035**	**RAL 7035**	**AlZn**
18	29	1400	600	600	–	23130-413	**23130-418**	**21130-323**	21130-322	**23130-081**
19	29	1400	600	800				21130-325	**21130-324**	**23130-082**
20	33	1600	600	600	–	23130-413	**23130-418**	**21130-323**	21130-322	**23130-081**
21	33	1600	600	800				21130-325	**21130-324**	**23130-082**
22	33	1600	800	600	–	23130-414	**23130-418**	21130-333	21130-332	**23130-081**
23	33	1600	800	800				21130-335	21130-334	**23130-082**
24	38	1800	600	600	23130-405	23130-413	**23130-418**	**21130-323**	21130-322	**23130-081**
25	38	1800	600	800				21130-325	**21130-324**	**23130-082**
26	38	1800	800	600	23130-406	23130-414	**23130-418**	21130-333	21130-332	**23130-081**
27	38	1800	800	800				21130-335	21130-334	**23130-082**
28	42	2000	600	600	23130-407	23130-413	**23130-418**	**21130-323**	21130-322	**23130-081**
29	42	2000	600	800				21130-325	**21130-324**	**23130-082**
30	42	2000	800	600	23130-408	23130-414	**23130-418**	21130-333	21130-332	**23130-081**
31	42	2000	800	800				21130-335	21130-334	**23130-082**
32	47	2200	600	600	–	23130-413	**23130-418**	**21130-323**	21130-322	**23130-081**
33	47	2200	600	800				21130-325	**21130-324**	**23130-082**
34	47	2200	800	800	–	23130-414	**23130-418**	21130-335	21130-334	**23130-082**

Cabinets – VARISTAR Seismic ServicePLUS

INTERIOR MOUNTING TELESCOPIC SHELVES, 70 KG

					Telescopic shelf, 2 U				
					Full depth	Shortened by 100 mm	Mounting bracket	T-bar lock	GND/earthing
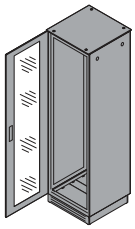					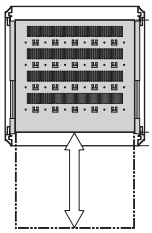 01004144	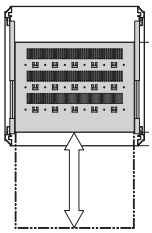 01004145	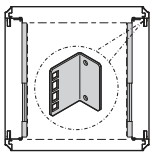 01005054	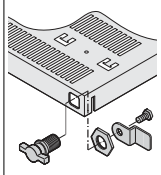 01004125	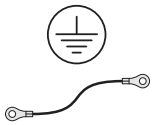 05904052
Completely in RAL 7021 (black grey)					St, 1.5 mm, static load-carrying capacity 70/50 kg (width 600/ 800 mm), incl. telescopic slide, please order mounting bracket separately	St, 1.5 mm, static load-carrying capacity 70/50 kg (width 600/ 800 mm), incl. telescopic slide, please order mounting bracket separately	St, finish AlZn	to lock the telescopic shelf	for telescopic shelf
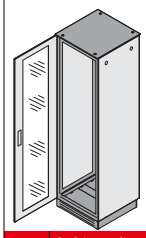									
Colour combination RAL 7035 (light grey)/ RAL 7021 (black grey)									
	Cabinet dimensions								
	Height		Width	Depth	1 piece	1 piece	PU 4 pieces	1 piece	PU 1 kit
No.	U	mm	mm	mm	assembled	assembled	assembled	assembled	assembled
Completely in RAL 7021					**RAL 7021**	**RAL 7021**	**AlZn**		
1	29	1400	600	600	**21130-353**	**21130-352**	**23130-274**	**23130-092**	**23130-140**
2	29	1400	600	800	**21130-355**	**21130-354**			
3	33	1600	600	600	**21130-353**	**21130-352**	**23130-274**	**23130-092**	**23130-140**
4	33	1600	600	800	**21130-355**	**21130-354**			
5	33	1600	800	600	21130-373	21130-372	**23130-274**	**23130-092**	**23130-140**
6	33	1600	800	800	21130-375	21130-374			
7	38	1800	600	600	**21130-353**	**21130-352**	**23130-274**	**23130-092**	**23130-140**
8	38	1800	600	800	**21130-355**	**21130-354**			
9	38	1800	800	600	21130-373	21130-372	**23130-274**	**23130-092**	**23130-140**
10	38	1800	800	800	21130-375	21130-374			
11	42	2000	600	600	**21130-353**	**21130-352**	**23130-274**	**23130-092**	**23130-140**
12	42	2000	600	800	**21130-355**	**21130-354**			
13	42	2000	800	600	21130-373	21130-372	**23130-274**	**23130-092**	**23130-140**
14	42	2000	800	800	21130-375	21130-374			
15	47	2200	600	600	**21130-353**	**21130-352**	**23130-274**	**23130-092**	**23130-140**
16	47	2200	600	800	**21130-355**	**21130-354**			
17	47	2200	800	800	21130-375	21130-374	**23130-274**	**23130-092**	**23130-140**
Colour combinations					**RAL 7035**	**RAL 7035**	**AlZn**		**RAL 7021**
18	29	1400	600	600	**22130-353**	22130-352	**23130-274**	**23130-092**	**23130-140**
19	29	1400	600	800	**22130-355**	22130-354			
20	33	1600	600	600	**22130-353**	22130-352	**23130-274**	**23130-092**	**23130-140**
21	33	1600	600	800	**22130-355**	22130-354			
22	33	1600	800	600	22130-373	22130-372	**23130-274**	**23130-092**	**23130-140**
23	33	1600	800	800	22130-375	22130-374			
24	38	1800	600	600	**22130-353**	22130-352	**23130-274**	**23130-092**	**23130-140**
25	38	1800	600	800	**22130-355**	22130-354			
26	38	1800	800	600	22130-373	22130-372	**23130-274**	**23130-092**	**23130-140**
27	38	1800	800	800	22130-375	22130-374			
28	42	2000	600	600	**22130-353**	22130-352	**23130-274**	**23130-092**	**23130-140**
29	42	2000	600	800	**22130-355**	22130-354			
30	42	2000	800	600	22130-373	22130-372	**23130-274**	**23130-092**	**23130-140**
31	42	2000	800	800	22130-375	22130-374			
32	47	2200	600	600	**22130-353**	22130-352	**23130-274**	**23130-092**	**23130-140**
33	47	2200	600	800	**22130-355**	22130-354			
34	47	2200	800	800	22130-375	22130-374	**23130-274**	**23130-092**	**23130-140**

Part number in bold face type: ready for despatch within 2 working days
Part number in normal type: ready for despatch within 10 working days

Cabinets – VARISTAR Seismic ServicePLUS

INTERIOR MOUNTING 19" SHELVES 1 U, STATIONARY 75 KG, TELESCOPIC 30 KG

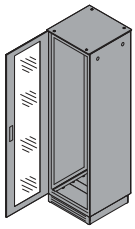

Completely in RAL 7021 (black grey)

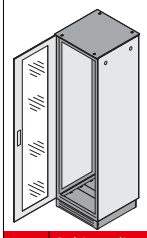

Colour combination RAL 7035 (light grey)/ RAL 7021 (black grey)

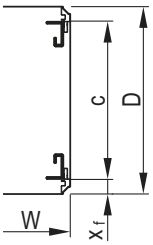

01004146

x_f = distance from front c = pitch of 19" panel/slide mounts D = cabinet depth W = cabinet width

		Dimension Standard fitting	19" stationary shelf, 1 U, 75 kg		19" telescopic shelf, 1 U, 30 kg		
			Full depth	Shortened by 100 mm	Full depth	Shortened by 100 mm	GND/earthing
			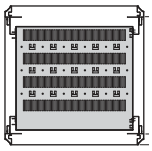	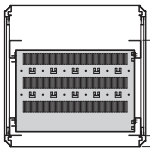	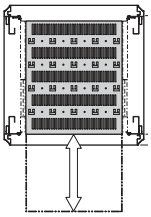	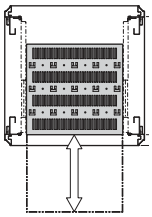	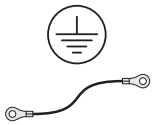
			01004118	01004119	01004123	01004122	05904052
			St, 1.5 mm, static load-carrying capacity 75 kg, depth 600 mm, incl. GND/earthing	St, 1.5 mm, static load-carrying capacity 75 kg, depth 500 mm, incl. GND/earthing	St, 1.5 mm, static load-carrying capacity 30 kg, incl. telescopic slide; please order GND/ earthing kit separately	St, 1.5 mm, static load-carrying capacity 30 kg, incl. telescopic slide; please order GND/ earthing kit separately	for telescopic shelf

No.	Cabinet dimensions Height U	Height mm	Width mm	Depth mm	x_f mm	c mm	1 piece assembled	1 piece assembled	1 piece assembled	1 piece assembled	PU 1 kit assembled
Completely in RAL 7021							**RAL 7021**	**RAL 7021**	**RAL 7021**	**RAL 7021**	
1	29	1400	600	600	50	500	**21130-303**	**21130-302**	**21130-343**	**21130-342**	**23130-140**
2	29	1400	600	800	50	700	**21130-305**	**21130-304**	**21130-345**	**21130-344**	
3	33	1600	600	600	50	500	**21130-303**	**21130-302**	**21130-343**	**21130-342**	**23130-140**
4	33	1600	600	800	50	700	**21130-305**	**21130-304**	**21130-345**	**21130-344**	
5	33	1600	800	600	50	500	**21130-303**	**21130-302**	**21130-343**	**21130-342**	**23130-140**
6	33	1600	800	800	150	500	**21130-303**	**21130-302**	**21130-343**	**21130-342**	
7	38	1800	600	600	50	500	**21130-303**	**21130-302**	**21130-343**	**21130-342**	**23130-140**
8	38	1800	600	800	50	700	**21130-305**	**21130-304**	**21130-345**	**21130-344**	
9	38	1800	800	600	50	500	**21130-303**	**21130-302**	**21130-343**	**21130-342**	**23130-140**
10	38	1800	800	800	150	500	**21130-303**	**21130-302**	**21130-343**	**21130-342**	
11	42	2000	600	600	50	500	**21130-303**	**21130-302**	**21130-343**	**21130-342**	**23130-140**
12	42	2000	600	800	50	700	**21130-305**	**21130-304**	**21130-345**	**21130-344**	
13	42	2000	800	600	50	500	**21130-303**	**21130-302**	**21130-343**	**21130-342**	**23130-140**
14	42	2000	800	800	150	500	**21130-303**	**21130-302**	**21130-343**	**21130-342**	
15	47	2200	600	600	50	500	**21130-303**	**21130-302**	**21130-343**	**21130-342**	**23130-140**
16	47	2200	600	800	50	700	**21130-305**	**21130-304**	**21130-345**	**21130-344**	
17	47	2200	800	800	150	500	**21130-303**	**21130-302**	**21130-343**	**21130-342**	**23130-140**
Colour combinations							**RAL 7035**	**RAL 7035**	**RAL 7035**	**RAL 7035**	
18	29	1400	600	600	50	500	**22130-303**	22130-302	**22130-343**	**22130-342**	**23130-140**
19	29	1400	600	800	50	700	**22130-305**	**22130-304**	**22130-345**	**22130-344**	
20	33	1600	600	600	50	500	**22130-303**	22130-302	**22130-343**	**22130-342**	**23130-140**
21	33	1600	600	800	50	700	**22130-305**	**22130-304**	**22130-345**	**22130-344**	
22	33	1600	800	600	50	500	**22130-303**	22130-302	**22130-343**	**22130-342**	**23130-140**
23	33	1600	800	800	150	500	**22130-303**	22130-302	**22130-343**	**22130-342**	
24	38	1800	600	600	50	500	**22130-303**	22130-302	**22130-343**	**22130-342**	**23130-140**
25	38	1800	600	800	50	700	**22130-305**	**22130-304**	**22130-345**	**22130-344**	
26	38	1800	800	600	50	500	**22130-303**	22130-302	**22130-343**	**22130-342**	**23130-140**
27	38	1800	800	800	150	500	**22130-303**	22130-302	**22130-343**	**22130-342**	
28	42	2000	600	600	50	500	**22130-303**	22130-302	**22130-343**	**22130-342**	**23130-140**
29	42	2000	600	800	50	700	**22130-305**	**22130-304**	**22130-345**	**22130-344**	
30	42	2000	800	600	50	500	**22130-303**	22130-302	**22130-343**	**22130-342**	**23130-140**
31	42	2000	800	800	150	500	**22130-303**	22130-302	**22130-343**	**22130-342**	
32	47	2200	600	600	50	500	**22130-303**	22130-302	**22130-343**	**22130-342**	**23130-140**
33	47	2200	600	800	50	700	**22130-305**	**22130-304**	**22130-345**	**22130-344**	
34	47	2200	800	800	150	500	**22130-303**	22130-302	**22130-343**	**22130-342**	**23130-140**

Cabinets – VARISTAR Seismic ServicePLUS

INTERIOR MOUNTING 19" TELESCOPIC SHELVES, 2 U, 70 KG

		Dimension Standard fitting	Telescopic shelf, 2 U, 70 kg			
			Full depth	Shortened by 100 mm	T-bar lock	GND/earthing
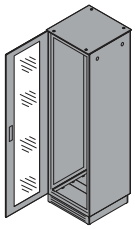	Completely in RAL 7021 (black grey)	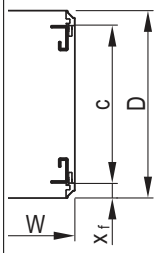 01004146	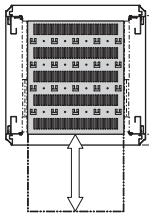 01004123	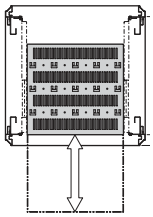 01004122	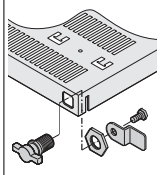 01004125	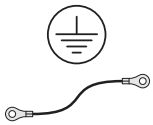 05904052
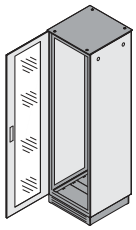	Colour combination RAL 7035 (light grey)/ RAL 7021 (b lack grey)	x_f = distance from fron t c = pitch of 19" panel/ slide mounts D = cabin	St, 1.5 mm, RAL 7021, static load-carrying capacity 70 kg, width 417 mm, depth 482 mm, incl. telescopic slide, please order T-bar lock and earthing kit separately	St, 1.5 mm, RAL 7021, static load-carrying capacity 70 kg, width 400 mm, depth 682 mm, incl. telescopic slide, please order T-bar lock and earthing kit separately	to lock the telescopic shelf	for telescopic shelf

No.	Cabinet dimensions Height U	Height mm	Width mm	Depth mm	x_f mm	c mm	1 piece assembled	1 piece assembled	1 piece assembled	PU 1 kit assembled
Completely in RAL 7021							**RAL 7021**	**RAL 7021**		
1	29	1400	600	600	50	500	**21130-353**	**21130-352**	**23130-092**	**23130-140**
2	29	1400	600	800	50	700	**21130-355**	**21130-354**		
3	33	1600	600	600	50	500	**21130-353**	**21130-352**	**23130-092**	**23130-140**
4	33	1600	600	800	50	700	**21130-355**	**21130-354**		
5	33	1600	800	600	50	500	**21130-353**	**21130-352**	**23130-092**	**23130-140**
6	33	1600	800	800	150	500	**21130-355**	**21130-354**		
7	38	1800	600	600	50	500	**21130-353**	**21130-352**	**23130-092**	**23130-140**
8	38	1800	600	800	50	700	**21130-355**	**21130-354**		
9	38	1800	800	600	50	500	**21130-353**	**21130-352**	**23130-092**	**23130-140**
10	38	1800	800	800	150	500	**21130-355**	**21130-354**		
11	42	2000	600	600	50	500	**21130-353**	**21130-352**	**23130-092**	**23130-140**
12	42	2000	600	800	50	700	**21130-355**	**21130-354**		
13	42	2000	800	600	50	500	**21130-353**	**21130-352**	**23130-092**	**23130-140**
14	42	2000	800	800	150	500	**21130-355**	**21130-354**		
15	47	2200	600	600	50	500	**21130-353**	**21130-352**	**23130-092**	**23130-140**
16	47	2200	600	800	50	700	**21130-355**	**21130-354**		
17	47	2200	800	800	150	500	**21130-353**	**21130-352**	**23130-092**	**23130-140**
Colour combinations							**RAL 7035**	**RAL 7035**		
18	29	1400	600	600	50	500	**22130-353**	22130-352	**23130-092**	**23130-140**
19	29	1400	600	800	50	700	**22130-355**	22130-354		
20	33	1600	600	600	50	500	**22130-353**	22130-352	**23130-092**	**23130-140**
21	33	1600	600	800	50	700	**22130-355**	22130-354		
22	33	1600	800	600	50	500	**22130-353**	22130-352	**23130-092**	**23130-140**
23	33	1600	800	800	150	500	**22130-355**	22130-354		
24	38	1800	600	600	50	500	**22130-353**	22130-352	**23130-092**	**23130-140**
25	38	1800	600	800	50	700	**22130-355**	22130-354		
26	38	1800	800	600	50	500	**22130-353**	22130-352	**23130-092**	**23130-140**
27	38	1800	800	800	150	500	**22130-355**	22130-354		
28	42	2000	600	600	50	500	**22130-353**	22130-352	**23130-092**	**23130-140**
29	42	2000	600	800	50	700	**22130-355**	22130-354		
30	42	2000	800	600	50	500	**22130-353**	22130-352	**23130-092**	**23130-140**
31	42	2000	800	800	150	500	**22130-353**	22130-352		
32	47	2200	600	600	50	500	**22130-353**	22130-352	**23130-092**	**23130-140**
33	47	2200	600	800	50	700	**22130-355**	22130-354		
34	47	2200	800	800	150	500	**22130-353**	22130-352	**23130-092**	**23130-140**

Part number in bold face type: ready for despatch within 2 working days
Part number in normal type: ready for despatch within 10 working days

Cabinets – VARISTAR Seismic ServicePLUS

INTERIOR MOUNTING SLIDE RAILS, DEPTH MEMBERS

		Dimension Standard fitting	Slide rail		Short slide rail	Depth member, 3 rows
			25 kg	100 kg		
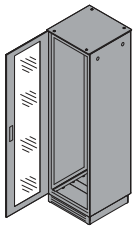	Completely in RAL 7021 (black grey)	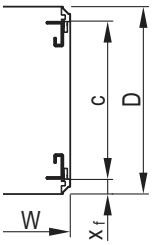 01004146	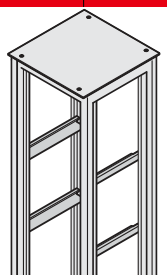 01004115		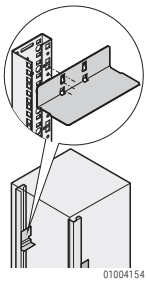 01004154	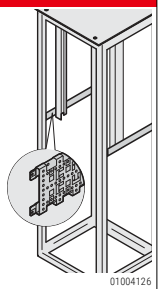 01004126
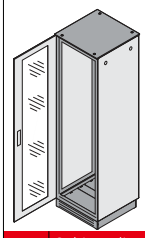	Colour combination RAL 7035 (light grey)/ RAL 7021 (black grey)	x_f = distance from front c = pitch of 19" panel/slide mounts D = cabinet depth W = cabinet width	St, 1.5 mm, finish AlZn, static load-carrying capacity 25 kg/pair	St, 2.5 mm, zinc-plated, static load-carrying capacity 100 kg/pair	St, 1.5 mm, finish AlZn, static load-carrying capacity 15 kg/pair	length 460 mm, St, 1.5 mm, finish AlZn; required for recessed shelf

No.	Cabinet dimensions Height U	Height mm	Width mm	Depth mm	x_f mm	c mm	PU 2 pieces supplied loose	PU 2 pieces supplied loose	PU 1 kit supplied loose	PU 1 pair assembled
Completely in RAL 7021							**AlZn**	**zinc-plated**	**AlZn**	**AlZn**
1	29	1400	600	600	50	500	**23130-096**	**23130-118**	**23130-094**	**23130-081**
2	29	1400	600	800	50	700	**23130-097**	**23130-119**		**23130-082**
3	33	1600	600	600	50	500	**23130-096**	**23130-118**	**23130-094**	**23130-081**
4	33	1600	600	800	50	700	**23130-097**	**23130-119**		**23130-082**
5	33	1600	800	600	50	500	**23130-096**	**23130-118**	**23130-094**	**23130-081**
6	33	1600	800	800	150	500	**23130-096**	**23130-118**		**23130-082**
7	38	1800	600	600	50	500	**23130-096**	**23130-118**	**23130-094**	**23130-081**
8	38	1800	600	800	50	700	**23130-097**	**23130-119**		**23130-082**
9	38	1800	800	600	50	500	**23130-096**	**23130-118**	**23130-094**	**23130-081**
10	38	1800	800	800	150	500	**23130-096**	**23130-118**		**23130-082**
11	42	2000	600	600	50	500	**23130-096**	**23130-118**	**23130-094**	**23130-081**
12	42	2000	600	800	50	700	**23130-097**	**23130-119**		**23130-082**
13	42	2000	800	600	50	500	**23130-096**	**23130-118**	**23130-094**	**23130-081**
14	42	2000	800	800	150	500	**23130-096**	**23130-118**		**23130-082**
15	47	2200	600	600	50	500	**23130-096**	**23130-118**	**23130-094**	**23130-081**
16	47	2200	600	800	50	700	**23130-097**	**23130-119**		**23130-082**
17	47	2200	800	800	150	500	**23130-096**	**23130-118**	**23130-094**	**23130-082**
Colour combinations							**AlZn**	**zinc-plated**	**AlZn**	**AlZn**
18	29	1400	600	600	50	500	**23130-096**	**23130-118**	**23130-094**	**23130-081**
19	29	1400	600	800	50	700	**23130-097**	**23130-119**		**23130-082**
20	33	1600	600	600	50	500	**23130-096**	**23130-118**	**23130-094**	**23130-081**
21	33	1600	600	800	50	700	**23130-097**	**23130-119**		**23130-082**
22	33	1600	800	600	50	500	**23130-096**	**23130-118**	**23130-094**	**23130-081**
23	33	1600	800	800	150	500	**23130-096**	**23130-118**		**23130-082**
24	38	1800	600	600	50	500	**23130-096**	**23130-118**	**23130-094**	**23130-081**
25	38	1800	600	800	50	700	**23130-097**	**23130-119**		**23130-082**
26	38	1800	800	600	50	500	**23130-096**	**23130-118**	**23130-094**	**23130-081**
27	38	1800	800	800	150	500	**23130-096**	**23130-118**		**23130-082**
28	42	2000	600	600	50	500	**23130-096**	**23130-118**	**23130-094**	**23130-081**
29	42	2000	600	800	50	700	**23130-097**	**23130-119**		**23130-082**
30	42	2000	800	600	50	500	**23130-096**	**23130-118**	**23130-094**	**23130-081**
31	42	2000	800	800	150	500	**23130-096**	**23130-118**		**23130-082**
32	47	2200	600	600	50	500	**23130-096**	**23130-118**	**23130-094**	**23130-081**
33	47	2200	600	800	50	700	**23130-097**	**23130-119**		**23130-082**
34	47	2200	800	800	150	500	**23130-096**	**23130-118**	**23130-094**	**23130-082**

Cabinets – VARISTAR Seismic ServicePLUS

INTERIOR MOUNTING CABLE DUCTINGS

				Cable ducting with C-profile				
				C-rail for cabinet depth	C-rail for cabinet width	Slide nut	Cable shell	Cable support for C-rail
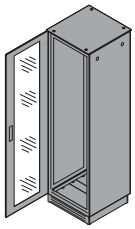				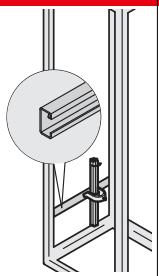 01006109	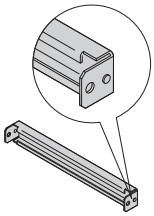 01006107	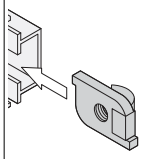 01504054	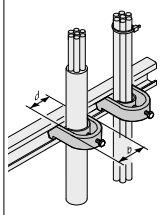 vnt009	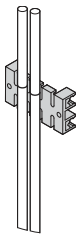 01006110
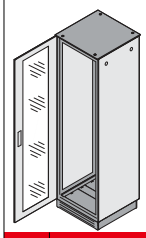	**Completely in RAL 7021 (black grey)**			St, 1.5 mm, finish AlZn	St, 1.5 mm, finish AlZn	for C-rail	for C-rail or for cable support rail, for cable bundles of 42 ... 46 mm, further dimensions see page 1.93	PA, UL 94 V-0, black, assembly by clipping onto the C-rail
	Colour combination RAL 7035 (light grey)/ RAL 7021 (black grey)							
	Cabinet dimensions							
	Height		Width	Depth				
No.	U	mm	mm	mm	PU 2 pieces supplied loose	PU 2 pieces supplied loose	PU 10 pieces supplied loose	PU 10 pieces supplied loose	PU 5 pieces supplied loose
Completely in RAL 7021					**AlZn**	**AlZn**			
1	29	1400	600	600	**23130-086**	**23130-333**	**21120-140**	**20114-731**	**60118-472**
2	29	1400	600	800	**23130-087**				
3	33	1600	600	600	**23130-086**	**23130-333**	**21120-140**	**20114-731**	**60118-472**
4	33	1600	600	800	**23130-087**				
5	33	1600	800	600	**23130-086**	**23130-334**	**21120-140**	**20114-731**	**60118-472**
6	33	1600	800	800	**23130-087**				
7	38	1800	600	600	**23130-086**	**23130-333**	**21120-140**	**20114-731**	**60118-472**
8	38	1800	600	800	**23130-087**				
9	38	1800	800	600	**23130-086**	**23130-334**	**21120-140**	**20114-731**	**60118-472**
10	38	1800	800	800	**23130-087**				
11	42	2000	600	600	**23130-086**	**23130-333**	**21120-140**	**20114-731**	**60118-472**
12	42	2000	600	800	**23130-087**				
13	42	2000	800	600	**23130-086**	**23130-334**	**21120-140**	**20114-731**	**60118-472**
14	42	2000	800	800	**23130-087**				
15	47	2200	600	600	**23130-086**	**23130-333**	**21120-140**	**20114-731**	**60118-472**
16	47	2200	600	800	**23130-087**				
17	47	2200	800	800	**23130-087**	**23130-334**	**21120-140**	**20114-731**	**60118-472**
Colour combinations					**AlZn**	**AlZn**			
18	29	1400	600	600	**23130-086**	**23130-333**	**21120-140**	**20114-731**	**60118-472**
19	29	1400	600	800	**23130-087**				
20	33	1600	600	600	**23130-086**	**23130-333**	**21120-140**	**20114-731**	**60118-472**
21	33	1600	600	800	**23130-087**				
22	33	1600	800	600	**23130-086**	**23130-334**	**21120-140**	**20114-731**	**60118-472**
23	33	1600	800	800	**23130-087**				
24	38	1800	600	600	**23130-086**	**23130-333**	**21120-140**	**20114-731**	**60118-472**
25	38	1800	600	800	**23130-087**				
26	38	1800	800	600	**23130-086**	**23130-334**	**21120-140**	**20114-731**	**60118-472**
27	38	1800	800	800	**23130-087**				
28	42	2000	600	600	**23130-086**	**23130-333**	**21120-140**	**20114-731**	**60118-472**
29	42	2000	600	800	**23130-087**				
30	42	2000	800	600	**23130-086**	**23130-334**	**21120-140**	**20114-731**	**60118-472**
31	42	2000	800	800	**23130-087**				
32	47	2200	600	600	**23130-086**	**23130-333**	**21120-140**	**20114-731**	**60118-472**
33	47	2200	600	800	**23130-087**				
34	47	2200	800	800	**23130-087**	**23130-334**	**21120-140**	**20114-731**	**60118-472**

Part number in bold face type: ready for despatch within 2 working days
Part number in normal type: ready for despatch within 10 working days

Cabinets – VARISTAR Seismic ServicePLUS

INTERIOR MOUNTING CABLE TIES, VELCRO

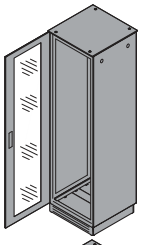

Completely in RAL 7021 (black grey)

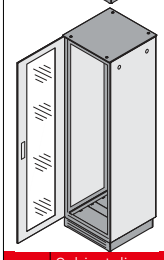

Colour combination RAL 7035 (light grey)/ RAL 7021 (black grey)

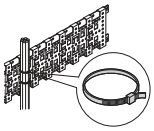

01005078

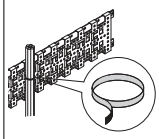

01005079

No.	Cabinet dimensions Height U	Height mm	Width mm	Depth mm	Cable tie PU 25 pieces supplied loose	Velcro PU 10 pieces supplied loose
					plastic, 92 mm x 2.5 mm, further dimensions see page 1.94	black, length 300 mm, further dimensions see page 1.94
Completely in RAL 7021						
1	29	1400	600	600	**20118-351**	**20118-624**
2	29	1400	600	800		
3	33	1600	600	600	**20118-351**	**20118-624**
4	33	1600	600	800		
5	33	1600	800	600	**20118-351**	**20118-624**
6	33	1600	800	800		
7	38	1800	600	600	**20118-351**	**20118-624**
8	38	1800	600	800		
9	38	1800	800	600	**20118-351**	**20118-624**
10	38	1800	800	800		
11	42	2000	600	600	**20118-351**	**20118-624**
12	42	2000	600	800		
13	42	2000	800	600	**20118-351**	**20118-624**
14	42	2000	800	800		
15	47	2200	600	600	**20118-351**	**20118-624**
16	47	2200	600	800		
17	47	2200	800	800	**20118-351**	**20118-624**
Colour combinations					**AlZn**	**AlZn**
18	29	1400	600	600	**20118-351**	**20118-624**
19	29	1400	600	800		
20	33	1600	600	600	**20118-351**	**20118-624**
21	33	1600	600	800		
22	33	1600	800	600	**20118-351**	**20118-624**
23	33	1600	800	800		
24	38	1800	600	600	**20118-351**	**20118-624**
25	38	1800	600	800		
26	38	1800	800	600	**20118-351**	**20118-624**
27	38	1800	800	800		
28	42	2000	600	600	**20118-351**	**20118-624**
29	42	2000	600	800		
30	42	2000	800	600	**20118-351**	**20118-624**
31	42	2000	800	800		
32	47	2200	600	600	**20118-351**	**20118-624**
33	47	2200	600	800		
34	47	2200	800	800	**20118-351**	**20118-624**

General components

Mechanics



from page 3.2

Electrics



from page 3.29

Power distribution



from page 3.50

Climate control



from page 4.0

Cabinets – VARISTAR Seismic ServicePLUS

SERVICEPLUS: SOLUTION - PROJECT EXAMPLES



5430301007023

MOBILE COMMUNICATIONS TECHNOLOGY

- Slim-Line seismic cabinet with ETSI configuration
- NEBS base mounting
- Dynamic loading: 350 kg
- Shielded version (EMC)
- Complete cabling
- Power distribution
- Special cable entry in top cover
- Doors and side panels with ventilation openings

North America

Warwick, RI, USA
Tel +1.401.738.1722
San Diego, CA, USA
Tel +1.858.740.2400

Europe, Middle East & India

Straubenhardt, Germany
Tel +49 7082 794 0
Betschdorf, France
Tel +33 3 88 90 64 90
Warsaw, Poland
Tel +48 22 209 98 35
Hemel Hempstead, Great Britain
Tel +44 1442 24 04 71
Lainate, Italy
Tel +39 02 932 714 1
Dubai, United Arab Emirates
Tel +971 4 82 38 666
Bangalore, India
Tel +91 80 6715 8900
Istanbul, Turkey
Tel +90 541 368 0941

Asia Pacific

Shanghai, China
Tel +86 21 2412 6943
Singapore
Tel +65 6768 5800
Shin-Yokohama, Japan
Tel +81 45 476 0271

Our powerful portfolio of brands:

CADDY ERICO HOFFMAN RAYCHEM SCHROFF TRACER

nVent

nVent.com/SCHROFF

©2018 nVent. All nVent marks and logos are owned or licensed by nVent Services GmbH or its affiliates. All other trademarks are the property of their respective owners.
nVent reserves the right to change specifications without notice.