Your Expert Partner for **Human Machine Interfaces**

Actuator

Distribution by
Rs-online

31-
465.036



https://rs-online.eao.com/component/31-465.03...

Your product:



31-465.036
Actuator

PRODUCT RANGE

Product Status:	Not Recommended for new design

FRONT

Front dimension:	24 mm x 18 mm
Front form:	Rectangular
Front bezel colour:	Black
Front bezel material:	Plastic

MOUNTING

Design:	Raised
Mounting cut-out:	Ø 16 mm
Mounting type:	Panel mounting

OPERATING-/INDICATION PART

Lens illumination:	Illuminated

ELECTRICAL CHARACTERISTICS

Switching voltage and switching current:	100 mA at 42 VAC/VDC
Contacts:	1 NO
Switching rating:	42 V @ 0,1 A
Electric strength:	2500 VAC, 50 Hz, 1 minute, as per IEC 60512-2-11 between all terminals and earth
Protection class:	

II

Standards:	According to EN/IEC 61058-1

MECHANICAL CHARACTERISTICS

Terminal:	Universal terminal, 2 x 0.5 mm
Contact material:	Gold
Switching action:	Maintained
Switching system:	Low-level element
Switching system:	This low-level switching element was designed for switching low powers in electronic circuits. The mechanism assures reliable switching of loads ranging from a few µA/µV up to 100 mA/ 42 VAC/DC. Single-break momentary contact, as normally open or normally closed with 4 independent points of contact. 2 momentary contactsper switching element; combination of normally open and normally closed is possible. Special features are the long life, extremely short rebound time and stable contact resistance.
Mechanical lifetime:	1 Mil. cycles of operation (RCC/RPB)
Operating force:	3 N ... 3.5 N
Operating Travel:	ca. 3 mm
Tightening torque:	Fixing nut max. 0.5 Nm
Wire cross section:	Max. wire diameter 2 wires à 0.8 mm Max. wire cross-section of stranded cable 1 x 0.75 mm^2
Weight:	0.007 kg

AMBIENT CONDITION

IP Protection:	IP40 front side, IP67 with front protective cap
Operating temperature:	– 25 °C ... + 55 °C, mounted as a block, make sure the heat can escape freely
Storage temperature:	– 40 °C ... + 85 °C
Shock resistance:	15 g for 11 ms, as per IEC 60512-4-3, IEC 60068-2-27 (Single impacts, semi-sinusoidal)
Vibration resistance:	10 g at 10 Hz...2000 Hz, amplitude 1.5 mm (Sinusoidal), according to DIN EN 60512-4-4, DIN EN 60068-2-6
Climate resistance:	Standard condition according to IEC 60068-2-3 Changing condition according to IEC 60068-2-14

CERTIFICATE

Conformities:	CE, UKCA, 2011 / 65 / EC (RoHS), 2014 / 35 / EU (LVD)
REACH:	REACH compliant

RoHS: RoHS compliant

OTHER

Short Description: Actuator, Ø 16 mm, 24 mm x 18 mm, Illuminated, Rectangular, Black, Plastic, 1 NO, Maintained, Universal terminal, 2 x 0.5 mm

Internal size: 21,5 mm x 15,3 mm

Housing colour: Black

max. number of switching elements: 1

Wiring diagrams:

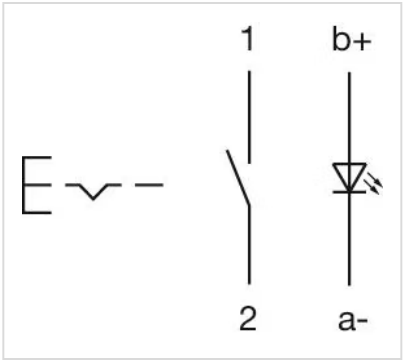

Component layouts:

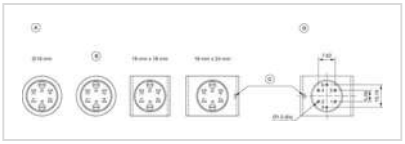

A = Terminals (rear side)
B = Diode block
C = Anti twist device only 18 mm x 24 mm
D = Drilling plan (component side)

Mounting cut-outs:

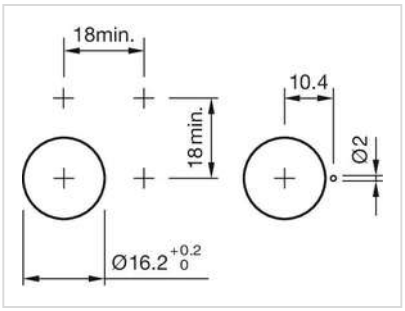

Dimension drawings:

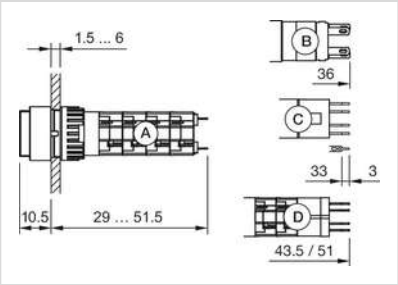

A = Solder terminal
B = Plug-in terminal 2.8 mm x 0.5 mm
C = Universal terminal 2.0 mm x 0.5 mm
D = Universal-Solder terminal