FLAME RETARDANT EPOXY RESIN 2195A #164-315

Section 1 - CHEMICAL PRODUCT AND COMPANY IDENTIFICATION

PRODUCT NAME
FLAME RETARDANT EPOXY RESIN 2195A #164-315

PRODUCT USE
■ Used according to manufacturer's directions.

SUPPLIER

Company: RS Components	Company: RS Components
Address:	Address:
Units 30 & 31	25 Pavesi Street
Warehouse World	Smithfield
761 Great South Road	NSW2164
Penrose Auckland	AUS
	Telephone: 1300 656 636
	Emergency Tel: 1800 039 008
	Emergency Tel: 03 9573 3112
	Fax: 1300 656 696

Section 2 - HAZARDS IDENTIFICATION

STATEMENT OF HAZARDOUS NATURE
HAZARDOUS SUBSTANCE. NON-DANGEROUS GOODS. According to the Criteria of NOHSC, and the ADG Code.
COMBUSTIBLE LIQUID, regulated under AS1940 for Bulk Storage purposes only.

CHEMWATCH HAZARD RATINGS

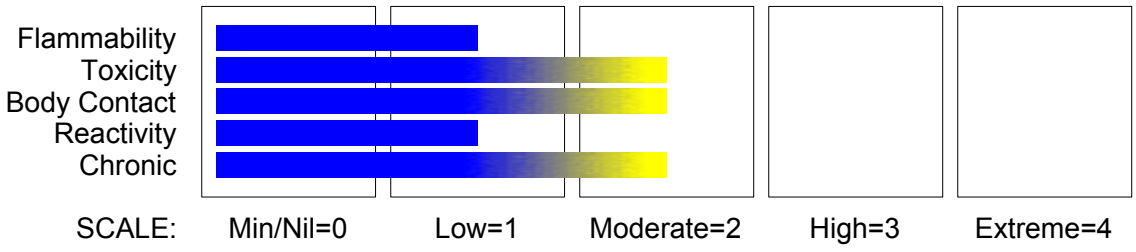

continued...



POISONS SCHEDULE
S5

RISK
■ Irritating to eyes and skin.
■ May cause SENSITISATION by skin contact.
■ Harmful to aquatic organisms may cause long-term adverse effects in the aquatic environment.
■ Inhalation skin contact and/or ingestion may produce health damage*.
■ May produce discomfort of the respiratory system*.
■ Possible respiratory sensitiser*.
■ May possibly affect fertility*.

* (limited evidence).

SAFETY
■ Do not breathe gas/fumes/vapour/spray.
■ Use only in well ventilated areas.
■ Keep container in a well ventilated place.

■ Avoid exposure - obtain special instructions before use.
■ To clean the floor and all objects contaminated by this material use water and detergent.
■ Keep container tightly closed.
■ In case of contact with eyes rinse with plenty of water and contact Doctor or Poisons Information Centre.
■ If swallowed IMMEDIATELY contact Doctor or Poisons Information Centre. (show this container or label).

Section 3 - COMPOSITION / INFORMATION ON INGREDIENTS

NAME	CAS RN	%
bisphenol A/ epichlorohydrin resin, liquid	25068-38-6	10-30
glycidyl neodecanoate	26761-45-5	1-5
toluene	108-88-3	<0.1
ingredients nonhazardous		balance

Section 4 - FIRST AID MEASURES

SWALLOWED
• For advice, contact a Poisons Information Centre or a doctor at once.
• Urgent hospital treatment is likely to be needed.
• If swallowed do NOT induce vomiting.
• If vomiting occurs, lean patient forward or place on left side (head-down position, if possible) to maintain open airway and prevent aspiration.
• Observe the patient carefully.
• Never give liquid to a person showing signs of being sleepy or with reduced awareness; i.e. becoming unconscious.
• Give water to rinse out mouth, then provide liquid slowly and as much as casualty can comfortably drink.
• Transport to hospital or doctor without delay.

EYE
■ If this product comes in contact with the eyes:

continued...

• Wash out immediately with fresh running water.
• Ensure complete irrigation of the eye by keeping eyelids apart and away from eye and moving the eyelids by occasionally lifting the upper and lower lids.
• If pain persists or recurs seek medical attention.
• Removal of contact lenses after an eye injury should only be undertaken by skilled personnel.

SKIN
■ If skin contact occurs:
• Immediately remove all contaminated clothing, including footwear.
• Flush skin and hair with running water (and soap if available).
• Seek medical attention in event of irritation.

INHALED
• If fumes or combustion products are inhaled remove from contaminated area.
• Lay patient down. Keep warm and rested.
• Prostheses such as false teeth, which may block airway, should be removed, where possible, prior to initiating first aid procedures.
• Apply artificial respiration if not breathing, preferably with a demand valve resuscitator, bag-valve mask device, or pocket mask as trained. Perform CPR if necessary.
• Transport to hospital, or doctor.

NOTES TO PHYSICIAN
■ Treat symptomatically.

Section 5 - FIRE FIGHTING MEASURES

EXTINGUISHING MEDIA
• Foam.
• Dry chemical powder.
• BCF (where regulations permit).
• Carbon dioxide.
• Water spray or fog - Large fires only.

FIRE FIGHTING
• Alert Fire Brigade and tell them location and nature of hazard.
• Wear breathing apparatus plus protective gloves.
• Prevent, by any means available, spillage from entering drains or water course.
• Use water delivered as a fine spray to control fire and cool adjacent area.
• Avoid spraying water onto liquid pools.
• Do not approach containers suspected to be hot.
• Cool fire exposed containers with water spray from a protected location.
• If safe to do so, remove containers from path of fire.

FIRE/EXPLOSION HAZARD
• Combustible.
• Slight fire hazard when exposed to heat or flame.
• Heating may cause expansion or decomposition leading to violent rupture of containers.
• On combustion, may emit toxic fumes of carbon monoxide (CO).
• May emit acrid smoke.
• Mists containing combustible materials may be explosive.
Combustion products include: carbon dioxide (CO_2), aldehydes, nitrogen oxides (NOx), other pyrolysis products typical of burning organic material.

FIRE INCOMPATIBILITY
• Avoid contamination with oxidising agents i.e. nitrates, oxidising acids, chlorine bleaches, pool chlorine etc. as ignition may result.

continued...

HAZCHEM: None

PERSONAL PROTECTION
Glasses:
Chemical goggles.
Gloves:
Respirator:
Type A-P Filter of sufficient capacity

Section 6 - ACCIDENTAL RELEASE MEASURES

MINOR SPILLS
■ Environmental hazard - contain spillage.
• Remove all ignition sources.
• Clean up all spills immediately.
• Avoid breathing vapours and contact with skin and eyes.
• Control personal contact by using protective equipment.
• Contain and absorb spill with sand, earth, inert material or vermiculite.
• Wipe up.
• Place in a suitable, labelled container for waste disposal.

MAJOR SPILLS
■ Environmental hazard - contain spillage.
Moderate hazard.
• Clear area of personnel and move upwind.
• Alert Fire Brigade and tell them location and nature of hazard.
• Wear breathing apparatus plus protective gloves.
• Prevent, by any means available, spillage from entering drains or water course.
• No smoking, naked lights or ignition sources.
• Increase ventilation.
• Stop leak if safe to do so.
• Contain spill with sand, earth or vermiculite.
• Collect recoverable product into labelled containers for recycling.
• Absorb remaining product with sand, earth or vermiculite.
• Collect solid residues and seal in labelled drums for disposal.
• Wash area and prevent runoff into drains.
• If contamination of drains or waterways occurs, advise emergency services.

Personal Protective Equipment advice is contained in Section 8 of the MSDS.

Section 7 - HANDLING AND STORAGE

PROCEDURE FOR HANDLING
• DO NOT allow clothing wet with material to stay in contact with skin.
• Avoid all personal contact, including inhalation.
• Wear protective clothing when risk of exposure occurs.
• Use in a well-ventilated area.
• Prevent concentration in hollows and sumps.
• DO NOT enter confined spaces until atmosphere has been checked.
• Avoid smoking, naked lights or ignition sources.
• Avoid contact with incompatible materials.
• When handling, DO NOT eat, drink or smoke.
• Keep containers securely sealed when not in use.
• Avoid physical damage to containers.

continued...

- Always wash hands with soap and water after handling.
- Work clothes should be laundered separately.
- Use good occupational work practice.
- Observe manufacturer's storing and handling recommendations.
- Atmosphere should be regularly checked against established exposure standards to ensure safe working conditions.

SUITABLE CONTAINER
- Metal can or drum
- Packaging as recommended by manufacturer.
- Check all containers are clearly labelled and free from leaks.

STORAGE INCOMPATIBILITY
- Avoid cross contamination between the two liquid parts of product (kit).
- If two part products are mixed or allowed to mix in proportions other than manufacturer's recommendation, polymerisation with gelation and evolution of heat (exotherm) may occur.
- This excess heat may generate toxic vapour.
- Avoid reaction with amines, mercaptans, strong acids and oxidising agents.

STORAGE REQUIREMENTS
- Store in original containers.
- Keep containers securely sealed.
- No smoking, naked lights or ignition sources.
- Store in a cool, dry, well-ventilated area.
- Store away from incompatible materials and foodstuff containers.
- Protect containers against physical damage and check regularly for leaks.
- Observe manufacturer's storing and handling recommendations.

SAFE STORAGE WITH OTHER CLASSIFIED CHEMICALS



\+ X + X X +

+: May be stored together
O: May be stored together with specific preventions
X: Must not be stored together

Section 8 - EXPOSURE CONTROLS / PERSONAL PROTECTION

EXPOSURE CONTROLS

Source	Material	TWA ppm	TWA mg/m³	STEL ppm	STEL mg/m³	Notes
Australia Exposure Standards	toluene (Toluene)	50	191	150	574	Sk

The following materials had no OELs on our records
- bisphenol A/ epichlorohydrin resin, liquid: CAS:25068- 38- 6 CAS:25085- 99- 8
- glycidyl neodecanoate: CAS:26761- 45- 5 CAS:71206- 09- 2

EMERGENCY EXPOSURE LIMITS

Material	Revised IDLH Value (mg/m3)	Revised IDLH Value (ppm)
toluene		500

continued...

MATERIAL DATA

FLAME RETARDANT EPOXY RESIN 2195A #164-315:

Not available

BISPHENOL A/ EPICHLOROHYDRIN RESIN, LIQUID:

■ Sensory irritants are chemicals that produce temporary and undesirable side-effects on the eyes, nose or throat. Historically occupational exposure standards for these irritants have been based on observation of workers' responses to various airborne concentrations. Present day expectations require that nearly every individual should be protected against even minor sensory irritation and exposure standards are established using uncertainty factors or safety factors of 5 to 10 or more. On occasion animal no-observable-effect-levels (NOEL) are used to determine these limits where human results are unavailable. An additional approach, typically used by the TLV committee (USA) in determining respiratory standards for this group of chemicals, has been to assign ceiling values (TLV C) to rapidly acting irritants and to assign short-term exposure limits (TLV STELs) when the weight of evidence from irritation, bioaccumulation and other endpoints combine to warrant such a limit. In contrast the MAK Commission (Germany) uses a five-category system based on intensive odour, local irritation, and elimination half-life. However this system is being replaced to be consistent with the European Union (EU) Scientific Committee for Occupational Exposure Limits (SCOEL); this is more closely allied to that of the USA.

OSHA (USA) concluded that exposure to sensory irritants can:

• cause inflammation
• cause increased susceptibility to other irritants and infectious agents
• lead to permanent injury or dysfunction
• permit greater absorption of hazardous substances and
• acclimate the worker to the irritant warning properties of these substances thus increasing the risk of overexposure.

For epichlorohydrin

Odour Threshold Value: 0.08 ppm

NOTE: Detector tubes for epichlorohydrin, measuring in excess of 5 ppm, are commercially available.

Exposure at or below the recommended TLV-TWA is thought to minimise the potential for adverse respiratory, liver, kidney effects. Epichlorohydrin has been implicated as a human skin sensitiser, hence individuals who are hypersusceptible or otherwise unusually responsive to certain chemicals may NOT be adequately protected from adverse health effects.

Odour Safety Factor (OSF)

OSF=0.54 (EPICHLOROHYDRIN).

GLYCIDYL NEODECANOATE:

■ Sensory irritants are chemicals that produce temporary and undesirable side-effects on the eyes, nose or throat. Historically occupational exposure standards for these irritants have been based on observation of workers' responses to various airborne concentrations. Present day expectations require that nearly every individual should be protected against even minor sensory irritation and exposure standards are established using uncertainty factors or safety factors of 5 to 10 or more. On occasion animal no-observable-effect-levels (NOEL) are used to determine these limits where human results are unavailable. An additional approach, typically used by the TLV committee (USA) in determining respiratory standards for this group of chemicals, has been to assign ceiling values (TLV C) to rapidly acting irritants and to assign short-term exposure limits (TLV STELs) when the weight of evidence from irritation, bioaccumulation and other endpoints combine to warrant such a limit. In contrast the MAK Commission (Germany) uses a five-category system based on intensive odour, local irritation, and elimination half-life. However this system is being replaced to be consistent with the European Union (EU) Scientific Committee for Occupational Exposure Limits (SCOEL); this is more closely allied to that of the USA.

OSHA (USA) concluded that exposure to sensory irritants can:

• cause inflammation
• cause increased susceptibility to other irritants and infectious agents
• lead to permanent injury or dysfunction
• permit greater absorption of hazardous substances and
• acclimate the worker to the irritant warning properties of these substances thus increasing the risk of overexposure.

TOLUENE:

■ For toluene:

continued...

Odour Threshold Value: 0.16-6.7 (detection), 1.9-69 (recognition)
NOTE: Detector tubes measuring in excess of 5 ppm, are available.
High concentrations of toluene in the air produce depression of the central nervous system (CNS) in humans. Intentional toluene exposure (glue-sniffing) at maternally-intoxicating concentration has also produced birth defects. Foetotoxicity appears at levels associated with CNS narcosis and probably occurs only in those with chronic toluene-induced kidney failure. Exposure at or below the recommended TLV-TWA is thought to prevent transient headache and irritation, to provide a measure of safety for possible disturbances to human reproduction, the prevention of reductions in cognitive responses reported amongst humans inhaling greater than 40 ppm, and the significant risks of hepatotoxic, behavioural and nervous system effects (including impaired reaction time and incoordination). Although toluene/ethanol interactions are well recognised, the degree of protection afforded by the TLV-TWA among drinkers is not known.
Odour Safety Factor(OSF)
OSF=17 (TOLUENE).
Exposure limits with "skin" notation indicate that vapour and liquid may be absorbed through intact skin. Absorption by skin may readily exceed vapour inhalation exposure. Symptoms for skin absorption are the same as for inhalation. Contact with eyes and mucous membranes may also contribute to overall exposure and may also invalidate the exposure standard.

PERSONAL PROTECTION






EYE
- Safety glasses with side shields.
- Chemical goggles.
- Contact lenses may pose a special hazard; soft contact lenses may absorb and concentrate irritants. A written policy document, describing the wearing of lens or restrictions on use, should be created for each workplace or task. This should include a review of lens absorption and adsorption for the class of chemicals in use and an account of injury experience. Medical and first-aid personnel should be trained in their removal and suitable equipment should be readily available. In the event of chemical exposure, begin eye irrigation immediately and remove contact lens as soon as practicable. Lens should be removed at the first signs of eye redness or irritation - lens should be removed in a clean environment only after workers have washed hands thoroughly. [CDC NIOSH Current Intelligence Bulletin 59].

HANDS/FEET
- When handling liquid-grade epoxy resins wear chemically protective gloves (e.g nitrile or nitrile-butatoluene rubber), boots and aprons.
- DO NOT use cotton or leather (which absorb and concentrate the resin), polyvinyl chloride, rubber or polyethylene gloves (which absorb the resin).
- DO NOT use barrier creams containing emulsified fats and oils as these may absorb the resin; silicone-based barrier creams should be reviewed prior to use.

NOTE:
- The material may produce skin sensitisation in predisposed individuals. Care must be taken, when removing gloves and other protective equipment, to avoid all possible skin contact.
- Contaminated leather items, such as shoes, belts and watch-bands should be removed and destroyed.

OTHER
- Overalls.
- P.V.C. apron.
- Barrier cream.
- Skin cleansing cream.
- Eye wash unit.

continued...

RESPIRATOR

■ Selection of the Class and Type of respirator will depend upon the level of breathing zone contaminant and the chemical nature of the contaminant. Protection Factors (defined as the ratio of contaminant outside and inside the mask) may also be important.

Breathing Zone Level ppm (volume)	Maximum Protection Factor	Half- face Respirator	Full- Face Respirator
1000	10	A- AUS P	-
1000	50	-	A- AUS P
5000	50	Airline *	-
5000	100	-	A- 2 P
10000	100	-	A- 3 P
	100+		Airline**

* - Continuous Flow ** - Continuous-flow or positive pressure demand.

The local concentration of material, quantity and conditions of use determine the type of personal protective equipment required. For further information consult site specific CHEMWATCH data (if available), or your Occupational Health and Safety Advisor.

ENGINEERING CONTROLS

■ General exhaust is adequate under normal operating conditions. Local exhaust ventilation may be required in specific circumstances. If risk of overexposure exists, wear approved respirator. Correct fit is essential to obtain adequate protection. Provide adequate ventilation in warehouse or closed storage areas. Air contaminants generated in the workplace possess varying "escape" velocities which, in turn, determine the "capture velocities" of fresh circulating air required to effectively remove the contaminant.

Type of Contaminant:	Air Speed:
solvent, vapours, degreasing etc., evaporating from tank (in still air).	0.25- 0.5 m/s (50- 100 f/min)
aerosols, fumes from pouring operations, intermittent container filling, low speed conveyer transfers, welding, spray drift, plating acid fumes, pickling (released at low velocity into zone of active generation)	0.5- 1 m/s (100- 200 f/min.)
direct spray, spray painting in shallow booths, drum filling, conveyer loading, crusher dusts, gas discharge (active generation into zone of rapid air motion)	1- 2.5 m/s (200- 500 f/min.)
grinding, abrasive blasting, tumbling, high speed wheel generated dusts (released at high initial velocity into zone of very high rapid air motion).	2.5- 10 m/s (500- 2000 f/min.)

Within each range the appropriate value depends on:

Lower end of the range	Upper end of the range
1: Room air currents minimal or favourable to capture	1: Disturbing room air currents
2: Contaminants of low toxicity or of nuisance value only.	2: Contaminants of high toxicity
3: Intermittent, low production.	3: High production, heavy use
4: Large hood or large air mass in motion	4: Small hood- local control only

Simple theory shows that air velocity falls rapidly with distance away from the opening of a simple extraction pipe. Velocity generally decreases with the square of distance from the extraction point (in

continued...

simple cases). Therefore the air speed at the extraction point should be adjusted, accordingly, after reference to distance from the contaminating source. The air velocity at the extraction fan, for example, should be a minimum of 1-2 m/s (200-400 f/min) for extraction of solvents generated in a tank 2 meters distant from the extraction point. Other mechanical considerations, producing performance deficits within the extraction apparatus, make it essential that theoretical air velocities are multiplied by factors of 10 or more when extraction systems are installed or used.
Refer also to protective measures for the other component used with the product. Read both MSDS before using; store and attach MSDS together.

Section 9 - PHYSICAL AND CHEMICAL PROPERTIES

APPEARANCE
Black viscous liquid; does not mix with water.

PHYSICAL PROPERTIES
Liquid.
Does not mix with water.
Sinks in water.

Molecular Weight: Not Applicable	Boiling Range (°C): Not Available	Melting Range (°C): Not Available
Specific Gravity (water=1): 1.83 @20C	Solubility in water (g/L): Immiscible	pH (as supplied): Not Available
pH (1% solution): Not Available	Vapour Pressure (kPa): Not Available	Volatile Component (%vol): Not Available
Evaporation Rate: Not Available	Relative Vapour Density (air=1): Not Available	Flash Point (°C): > 122 (CC)
Lower Explosive Limit (%): Not Available	Upper Explosive Limit (%): Not Available	Autoignition Temp (°C): Not Available
Decomposition Temp (°C): Not Available	State: Liquid	Viscosity: 1200 cSt@20°C

Section 10 - CHEMICAL STABILITY AND REACTIVITY INFORMATION

CONDITIONS CONTRIBUTING TO INSTABILITY
• Presence of incompatible materials.
• Product is considered stable.
• Hazardous polymerisation will not occur.
For incompatible materials - refer to Section 7 - Handling and Storage.

Section 11 - TOXICOLOGICAL INFORMATION

POTENTIAL HEALTH EFFECTS

ACUTE HEALTH EFFECTS

SWALLOWED
■ Accidental ingestion of the material may be damaging to the health of the individual.
Ingestion may result in nausea, abdominal irritation, pain and vomiting.

EYE
■ Evidence exists, or practical experience predicts, that the material may cause eye irritation in a substantial number of individuals and/or may produce significant ocular lesions which are present twenty-four

continued...

hours or more after instillation into the eye(s) of experimental animals. Repeated or prolonged eye contact may cause inflammation characterised by a temporary redness (similar to windburn) of the conjunctiva (conjunctivitis); temporary impairment of vision and/or other transient eye damage/ulceration may occur.

SKIN

■ Skin contact with the material may damage the health of the individual; systemic effects may result following absorption.
Evidence exists, or practical experience predicts, that the material either produces inflammation of the skin in a substantial number of individuals following direct contact, and/or produces significant inflammation when applied to the healthy intact skin of animals, for up to four hours, such inflammation being present twenty-four hours or more after the end of the exposure period. Skin irritation may also be present after prolonged or repeated exposure; this may result in a form of contact dermatitis (nonallergic). The dermatitis is often characterised by skin redness (erythema) and swelling (oedema) which may progress to blistering (vesiculation), scaling and thickening of the epidermis. At the microscopic level there may be intercellular oedema of the spongy layer of the skin (spongiosis) and intracellular oedema of the epidermis.
Epoxy materials may cause allergic and/or contact dermatitis responses, which may occur on exposure or may become apparent only after repeated exposures. Sensitisation is possible. Photoallergic dermatitis may result from contact with the material. This type of response can be elicited only in individuals who have been previously allergically sensitised to the chemical agent and appropriate radiation. Photoallergic dermatitis presents, clinically, as an eczematous dermatitis in sun-exposed areas.
The material may accentuate any pre-existing dermatitis condition.
Open cuts, abraded or irritated skin should not be exposed to this material.
Entry into the blood-stream through, for example, cuts, abrasions, puncture wounds or lesions, may produce systemic injury with harmful effects. Examine the skin prior to the use of the material and ensure that any external damage is suitably protected.

INHALED

■ Limited evidence or practical experience suggests that the material may produce irritation of the respiratory system, in a significant number of individuals, following inhalation. In contrast to most organs, the lung is able to respond to a chemical insult by first removing or neutralising the irritant and then repairing the damage. The repair process, which initially evolved to protect mammalian lungs from foreign matter and antigens, may however, produce further lung damage resulting in the impairment of gas exchange, the primary function of the lungs. Respiratory tract irritation often results in an inflammatory response involving the recruitment and activation of many cell types, mainly derived from the vascular system.
Inhalation hazard is increased at higher temperatures.
inhalation of vapour from the curing material.

CHRONIC HEALTH EFFECTS

■ Practical experience shows that skin contact with the material is capable either of inducing a sensitisation reaction in a substantial number of individuals, and/or of producing a positive response in experimental animals.
Limited evidence shows that inhalation of the material is capable of inducing a sensitisation reaction in a significant number of individuals at a greater frequency than would be expected from the response of a normal population.
Pulmonary sensitisation, resulting in hyperactive airway dysfunction and pulmonary allergy may be accompanied by fatigue, malaise and aching. Significant symptoms of exposure may persist for extended periods, even after exposure ceases. Symptoms can be activated by a variety of nonspecific environmental stimuli such as automobile exhaust, perfumes and passive smoking.
Exposure to the material may cause concerns for human fertility, on the basis that similar materials provide some evidence of impaired fertility in the absence of toxic effects, or evidence of impaired fertility occurring at around the same dose levels as other toxic effects, but which are not a secondary non-specific consequence of other toxic effects.
.

TOXICITY AND IRRITATION

■ Not available. Refer to individual constituents.

BISPHENOL A/ EPICHLOROHYDRIN RESIN, LIQUID:
■ unless otherwise specified data extracted from RTECS - Register of Toxic Effects of Chemical Substances.

continued...

TOXICITY
Oral (rat) LD50: 11400 mg/kg

IRRITATION
Eye (rabbit): 100mg - Mild

■ Contact allergies quickly manifest themselves as contact eczema, more rarely as urticaria or Quincke's oedema. The pathogenesis of contact eczema involves a cell-mediated (T lymphocytes) immune reaction of the delayed type. Other allergic skin reactions, e.g. contact urticaria, involve antibody-mediated immune reactions. The significance of the contact allergen is not simply determined by its sensitisation potential: the distribution of the substance and the opportunities for contact with it are equally important. A weakly sensitising substance which is widely distributed can be a more important allergen than one with stronger sensitising potential with which few individuals come into contact. From a clinical point of view, substances are noteworthy if they produce an allergic test reaction in more than 1% of the persons tested.
Oxiranes (including glycidyl ethers and alkyl oxides, and epoxides) exhibit many common characteristics with respect to animal toxicology. One such oxirane is ethyloxirane; data presented here may be taken as representative.
for 1,2-butylene oxide (ethyloxirane):
Ethyloxirane increased the incidence of tumours of the respiratory system in male and female rats exposed via inhalation. Significant increases in nasal papillary adenomas and combined alveolar/bronchiolar adenomas and carcinomas were observed in male rats exposed to 1200 mg/m3 ethyloxirane via inhalation for 103 weeks. There was also a significant positive trend in the incidence of combined alveolar/bronchiolar adenomas and carcinomas. Nasal papillary adenomas were also observed in 2/50 high-dose female rats with none occurring in control or low-dose animals. In mice exposed chronically via inhalation, one male mouse developed a squamous cell papilloma in the nasal cavity (300 mg/m3) but other tumours were not observed. Tumours were not observed in mice exposed chronically via dermal exposure. When trichloroethylene containing 0.8% ethyloxirane was administered orally to mice for up to 35 weeks, followed by 0.4% from weeks 40 to 69, squamous-cell carcinomas of the forestomach occurred in 3/49 males (p=0.029, age-adjusted) and 1/48 females at week 106. Trichloroethylene administered alone did not induce these tumours and they were not observed in control animals . Two structurally related substances, oxirane (ethylene oxide) and methyloxirane (propylene oxide), which are also direct-acting alkylating agents, have been classified as carcinogenic.

GLYCIDYL NEODECANOATE:
■ unless otherwise specified data extracted from RTECS - Register of Toxic Effects of Chemical Substances.

TOXICITY
Oral (rat) LD50: 9600 mg/kg
Dermal (rat) LD50: 3800 mg/kg [SHELL]

IRRITATION
Nil Reported

■ Contact allergies quickly manifest themselves as contact eczema, more rarely as urticaria or Quincke's oedema. The pathogenesis of contact eczema involves a cell-mediated (T lymphocytes) immune reaction of the delayed type. Other allergic skin reactions, e.g. contact urticaria, involve antibody-mediated immune reactions. The significance of the contact allergen is not simply determined by its sensitisation potential: the distribution of the substance and the opportunities for contact with it are equally important. A weakly sensitising substance which is widely distributed can be a more important allergen than one with stronger sensitising potential with which few individuals come into contact. From a clinical point of view, substances are noteworthy if they produce an allergic test reaction in more than 1% of the persons tested.
The material has a low order of acute toxicity by the oral, dermal, and inhalation routes of exposure. It is mildly irritating to the eyes and non-irritating to the skin. Dermal sensitisation has been observed in guinea pigs and has been reported in humans following occupational exposure. In vitro genotoxicity testing indicated weak mutagenic activity in point mutation assays with metabolic activation using Salmonella, but not in E. coli or yeast. Mutagenic activity was not observed in an in vitro mammalian cell assay. A weak ability to produce chromosomal damage was observed in cultured rat liver cells, but no DNA damage was produced in an in vivo rat liver assay. A low order of toxicity was observed in subchronic dietary testing with a No Observed Adverse Effect Level (NOAEL) of 1000 ppm in the diet. At high concentrations of 5000 and 10000 ppm in the diet, kidney effects were observed that were more prominent in males than in females. No effects were noted in reproductive organs of either sex. Further testing to evaluate potential developmental or reproductive effects has not been identified.
Acute Toxicity
The material has a low order of acute toxicity by the oral, dermal, and inhalation routes of exposure . In rats, the oral LD50 was greater than 10 ml/kg (approximately 10 g/kg) and the dermal LD50 was greater than 4 ml/kg (approximately 4 g/kg). The rat 4-hour inhalation LC50 was greater than 0.24 mg/L (approximately 240 mg/m^3), a concentration exceeding the saturated vapor pressure,. Due to the low vapor pressure resulting in a

continued...

low level of maximal attainable vapor concentration, inhalation exposure is expected to pose a negligible hazard.
Repeated Dose Toxicity
A low order of toxicity was observed in rats following five-week dietary testing . Treatment-related effects were limited to the upper two dietary dose levels of 5,000 and 10,000 ppm (approximately 478 and 888 mg/kg/day body weight, respectively). Dose-related effects at these two dietary levels included: decreased food intake and body weights, minor changes in hematology and clinical chemistry, increased liver and kidney weights and nephrotoxicity to the proximal tubules of the kidneys that was more pronounced in males than in females. The Lowest Observed Adverse Effect Level (LOAEL) was 5,000 ppm in the diet (approximately 478 mg/kg/day body weight) and the No Observed Adverse Effect Level (NOAEL) was 1,000 ppm in the diet (approximately 96 mg/kg/day body weight).
* HPV Chemical Challenge Program 2003

TOLUENE:
■ unless otherwise specified data extracted from RTECS - Register of Toxic Effects of Chemical Substances.

TOXICITY
Oral (human) LDLo: 50 mg/kg
Oral (rat) LD50: 636 mg/kg
Inhalation (human) TCLo: 100 ppm
Inhalation (man) TCLo: 200 ppm
Inhalation (rat) LC50: >26700 ppm/1h
Dermal (rabbit) LD50: 12124 mg/kg

IRRITATION
Skin (rabbit):20 mg/24h- Moderate
Skin (rabbit):500 mg - Moderate
Eye (rabbit):0.87 mg - Mild
Eye (rabbit): 2mg/24h - SEVERE
Eye (rabbit):100 mg/30sec - Mild

■ The material may cause skin irritation after prolonged or repeated exposure and may produce a contact dermatitis (nonallergic). This form of dermatitis is often characterised by skin redness (erythema) and swelling the epidermis. Histologically there may be intercellular oedema of the spongy layer (spongiosis) and intracellular oedema of the epidermis.
For toluene:
Acute Toxicity
Humans exposed to intermediate to high levels of toluene for short periods of time experience adverse central nervous system effects ranging from headaches to intoxication, convulsions, narcosis, and death. Similar effects are observed in short-term animal studies.
Humans - Toluene ingestion or inhalation can result in severe central nervous system depression, and in large doses, can act as a narcotic. The ingestion of about 60 mL resulted in fatal nervous system depression within 30 minutes in one reported case.
Constriction and necrosis of myocardial fibers, markedly swollen liver, congestion and haemorrhage of the lungs and acute tubular necrosis were found on autopsy.
Central nervous system effects (headaches, dizziness, intoxication) and eye irritation occurred following inhalation exposure to 100 ppm toluene 6 hours/day for 4 days.
Exposure to 600 ppm for 8 hours resulted in the same and more serious symptoms including euphoria, dilated pupils, convulsions, and nausea . Exposure to 10,000-30,000 ppm has been reported to cause narcosis and death
Toluene can also strip the skin of lipids causing dermatitis
Animals - The initial effects are instability and incoordination, lachrymation and sniffles (respiratory exposure), followed by narcosis. Animals die of respiratory failure from severe nervous system depression.
Cloudy swelling of the kidneys was reported in rats following inhalation exposure to 1600 ppm, 18-20 hours/day for 3 days
Subchronic/Chronic Effects:
Repeat doses of toluene cause adverse central nervous system effects and can damage the upper respiratory system, the liver, and the kidney. Adverse effects occur as a result from both oral and the inhalation exposures. A reported lowest-observed-effect level in humans for adverse neurobehavioral effects is 88 ppm.
Humans - Chronic occupational exposure and incidences of toluene abuse have resulted in hepatomegaly and liver function changes. It has also resulted in nephrotoxicity and, in one case, was a cardiac sensitiser and fatal cardiotoxin.
Neural and cerebellar dystrophy were reported in several cases of habitual "glue sniffing." An epidemiological study in France on workers chronically exposed to toluene fumes reported leukopenia and neutropenia. Exposure levels were not given in the secondary reference; however, the average urinary excretion of hippuric acid, a metabolite of toluene, was given as 4 g/L compared to a normal level of 0.6 g/L
Animals - The major target organs for the subchronic/chronic toxicity of toluene are the nervous system, liver, and kidney. Depressed immune response has been reported in male mice given doses of 105 mg/kg/day for

continued...

28 days. Toluene in corn oil administered to F344 male and female rats by gavage 5 days/week for 13 weeks, induced prostration, hypoactivity, ataxia, piloerection, lachrymation, excess salivation, and body tremors at doses 2500 mg/kg. Liver, kidney, and heart weights were also increased at this dose and histopathologic lesions were seen in the liver, kidneys, brain and urinary bladder. The no-observed-adverse effect level (NOAEL) for the study was 312 mg/kg (223 mg/kg/day) and the lowest-observed-adverse effect level (LOAEL) for the study was 625 mg/kg (446 mg/kg/day) .
Developmental/Reproductive Toxicity
Exposures to high levels of toluene can result in adverse effects in the developing human foetus. Several studies have indicated that high levels of toluene can also adversely effect the developing offspring in laboratory animals.
Humans - Variable growth, microcephaly, CNS dysfunction, attentional deficits, minor craniofacial and limb abnormalities, and developmental delay were seen in three children exposed to toluene in utero as a result of maternal solvent abuse before and during pregnancy
Animals - Sternebral alterations, extra ribs, and missing tails were reported following treatment of rats with 1500 mg/m3 toluene 24 hours/day during days 9-14 of gestation. Two of the dams died during the exposure. Another group of rats received 1000 mg/m3 8 hours/day during days 1-21 of gestation. No maternal deaths or toxicity occurred, however, minor skeletal retardation was present in the exposed fetuses. CFLP Mice were exposed to 500 or 1500 mg/m3 toluene continuously during days 6-13 of pregnancy. All dams died at the high dose during the first 24 hours of exposure, however none died at 500 mg/m3. Decreased foetal weight was reported, but there were no differences in the incidences of skeletal malformations or anomalies between the treated and control offspring.
Absorption - Studies in humans and animals have demonstrated that toluene is readily absorbed via the lungs and the gastrointestinal tract. Absorption through the skin is estimated at about 1% of that absorbed by the lungs when exposed to toluene vapor.
Dermal absorption is expected to be higher upon exposure to the liquid; however, exposure is limited by the rapid evaporation of toluene .
Distribution - In studies with mice exposed to radiolabeled toluene by inhalation, high levels of radioactivity were present in body fat, bone marrow, spinal nerves, spinal cord, and brain white matter. Lower levels of radioactivity were present in blood, kidney, and liver. Accumulation of toluene has generally been found in adipose tissue, other tissues with high fat content, and in highly vascularised tissues .
Metabolism - The metabolites of inhaled or ingested toluene include benzyl alcohol resulting from the hydroxylation of the methyl group. Further oxidation results in the formation of benzaldehyde and benzoic acid. The latter is conjugated with glycine to yield hippuric acid or reacted with glucuronic acid to form benzoyl glucuronide. o-cresol and p-cresol formed by ring hydroxylation are considered minor metabolites
Excretion - Toluene is primarily (60-70%) excreted through the urine as hippuric acid. The excretion of benzoyl glucuronide accounts for 10-20%, and excretion of unchanged toluene through the lungs also accounts for 10-20%. Excretion of hippuric acid is usually complete within 24 hours after exposure.

CARCINOGEN

Toluene	International Agency for Research on Cancer (IARC) - Agents Reviewed by the IARC Monographs	Group	3

REPROTOXIN

toluene	ILO Chemicals in the electronics industry that have toxic effects on reproduction	Reduced fertility or sterility

SKIN

toluene	Australia Exposure Standards - Skin	Notes	Sk

continued...

Section 12 - ECOLOGICAL INFORMATION

Refer to data for ingredients, which follows:

FLAME RETARDANT EPOXY RESIN 2195A #164-315:
TOLUENE:
GLYCIDYL NEODECANOATE:
BISPHENOL A/ EPICHLOROHYDRIN RESIN, LIQUID:
■ DO NOT discharge into sewer or waterways.

BISPHENOL A/ EPICHLOROHYDRIN RESIN, LIQUID:
GLYCIDYL NEODECANOATE:
■ Toxic to aquatic organisms.

BISPHENOL A/ EPICHLOROHYDRIN RESIN, LIQUID:
GLYCIDYL NEODECANOATE:
■ Do NOT allow product to come in contact with surface waters or to intertidal areas below the mean high water mark. Do not contaminate water when cleaning equipment or disposing of equipment wash-waters. Wastes resulting from use of the product must be disposed of on site or at approved waste sites.

FLAME RETARDANT EPOXY RESIN 2195A #164-315:
■ Harmful to aquatic organisms, may cause long-term adverse effects in the aquatic environment.

BISPHENOL A/ EPICHLOROHYDRIN RESIN, LIQUID:
/53#90oxintro#90oxirane

GLYCIDYL NEODECANOATE:
■ May cause long-term adverse effects in the aquatic environment.
Data are available to characterize the fish and invertebrate acute toxicity and alga toxicity. Although the data are associated with the parent substance, neodecanoic acid, 1,2-epoxypropyl ester, the results are interpreted to characterise the hydrolysed form of this substance because the parent epoxide rapidly forms the diol in aqueous systems.
Fish LC50 (96 h): rainbow trout (Oncorhynchus mykiss) 9.61 mg/l
Daphnia EC50 (48 h): 4.8 mg/l
Alaga EC50: Selanastrum capricornutum 3.5 mg/l (biomass)
Biodegradability (28 d): 11.6% (OECD 301F)
Although the data are associated with the parent substance, neodecanoic acid, 1,2-epoxypropyl ester, the results are interpreted to characterize the hydrolyzed form of this substance because the parent epoxide rapidly forms the diol in aqueous systems, which is the case for biodegradation tests.
DOC (36 d): 66% removal (OECD 302A)
This suggests that the material can be removed in a wastewater treatment plant
Photodegradation ? Photolysis: not subject to photolytic processes in the aqueous environment.
has the potential to volatilize to air, based on a vapor pressure of 14.67 @ 20º C, where it is subject to atmospheric oxidation. In air, the material can react with photosensitized oxygen in the form of hydroxyl radicals (OH-).. A calculated half-life in air of 13.3 hrs based on a rate constant of 23.71E-12 cm^3.mol-sec and an OH concentration of 1.5E6 OH-/cm^3
Hydrolysis: The material is an epoxide which is subject to hydrolysis to form neodecanoic acid, 1,2-propyldiol ester. Hydrolysis is estimated to occur at a relatively rapid rate, based on data for 14 epoxides that ranged in half-life from approximately 1 minute to 8 days at pH 7

TOLUENE:

■ Hazardous Air Pollutant:	Yes
■ Fish LC50 (96hr.) (mg/l):	7.3- 22.8
■ BCF<100:	13.2 (EELS
■ log Kow (Sangster 1997):	2.73
■ log Pow (Verschueren 1983):	2.69
■ BOD5:	5%
■ COD:	21%
■ ThOD:	3.13

continued...

■ Half- life Soil - High (hours):	528
■ Half- life Soil - Low (hours):	96
■ Half- life Air - High (hours):	104
■ Half- life Air - Low (hours):	10
■ Half- life Surface water - High (hours):	528
■ Half- life Surface water - Low (hours):	96
■ Half- life Ground water - High (hours):	672
■ Half- life Ground water - Low (hours):	168
■ Aqueous biodegradation - Aerobic - High (hours):	528
■ Aqueous biodegradation - Aerobic - Low (hours):	96
■ Aqueous biodegradation - Anaerobic - High (hours):	5040
■ Aqueous biodegradation - Anaerobic - Low (hours):	1344
■ Aqueous biodegradation - Removal secondary treatment - High (hours):	75%
■ Photolysis maximum light absorption - High (nano- m):	268
■ Photolysis maximum light absorption - Low (nano- m):	253.5
■ Photooxidation half- life water - High (hours):	1284
■ Photooxidation half- life water - Low (hours):	321
■ Photooxidation half- life air - High (hours):	104
■ Photooxidation half- life air - Low (hours):	10

■ For toluene:
log Kow : 2.1-3
log Koc : 1.12-2.85
Koc : 37-260
log Kom : 1.39-2.89
Half-life (hr) air : 2.4-104
Half-life (hr) H2O surface water : 5.55-528
Half-life (hr) H2O ground : 168-2628
Half-life (hr) soil : <48-240
Henry's Pa m3 /mol: 518-694
Henry's atm m3 /mol: 5.94E-03
BOD 5 0.86-2.12, 5%
COD : 0.7-2.52,21-27%
ThOD : 3.13
BCF : 1.67-380
log BCF : 0.22-3.28
Environmental fate:
Transport: The majority of toluene evaporates to the atmosphere from the water and soil.It is moderately retarded by adsorption to soils rich in organic material (Koc = 259), therefore, transport to ground water is dependent on the soil composition. In unsaturated topsoil containing organic material, it has been estimated that 97% of the toluene is adsorbed to the soil and only about 2% is in the soil-water phase and transported with flowing groundwater. There is little retardation in sandy soils and 2-13% of the toluene was estimated to migrate with flowing water; the remainder was volatilised, biodegraded, or unaccounted for. In saturated deep soils with no soil-air phase, about 48% may be transported with flowing groundwater.
Transformation/Persistence:
Air - The main degradation pathway for toluene in the atmosphere is reaction with photochemically produced hydroxyl radicals. The estimated atmospheric half life for toluene is about 13 hours. Toluene is also oxidised by reactions with atmospheric nitrogen dioxide, oxygen, and ozone, but these are minor degradation pathways. Photolysis is not considered a significant degradative pathway for toluene
Soil - In surface soil, volatilisation to air is an important fate process for toluene. Biodegradation of toluene has been demonstrated in the laboratory to occur with a half life of about 1 hour. In the environment, biodegradation of toluene to carbon dioxide occurs with a typical half life of 1-7 days.
Water - An important fate process for toluene is volatilization, the rate of which depends on the amount of turbulence in the surface water .The volatilisation of toluene from static water has a half life of 1-16 days, whereas from turbulent water the half life is 5-6 hours. Degradation of toluene in surface water occurs primarily by biodegradation with a half life of less than one day under favorable conditions (presence of microorganisms, microbial adaptation, and optimum temperature). Biodegradation also occurs in shallow groundwater and in salt water at a reduced rate). No data are available on anaerobic degradation of toluene in deep ground water conditions where aerobic degradation would be minimal .

continued...

Biota - Bioaccumulation in most organisms is limited by the metabolism of toluene into more polar compounds that have greater water solubility and a lower affinity for lipids. Bioaccumulation in the food chain is predicted to be low.
Ecotoxicity:
Toluene has moderate acute toxicity to aquatic organisms; several toxicity values are in the range of greater than 1 mg/L and 100 mg/L.
Fish LC50 (96 h): fathead minnow (Pimephales promelas) 12.6-72 mg/l; Lepomis macrochirus 13-24 mg/l; guppy (Poecilia reticulata) 28.2-59.3 mg/l; channel catfish (Ictalurus punctatus) 240 mg/l; goldfish (Carassius auratus): 22.8-57.68 mg/l
Crustaceans LC50 (96 h): grass shrimp (Palaemonetes pugio) 9.5 ppm, crab larvae stage (Cancer magister) 28 ppm; shrimp (Crangon franciscorum) 4.3 ppm; daggerblade grass shrimp (Palaemonetes pugio) 9.5 mg/l
Algae EC50 (24 h): green algae (Chlorella vulgaris) 245 mg/l (growth); (72 h) green algae (Selenastrum capricornutum) 12.5 mg/l (growth).

Ecotoxicity

Ingredient	Persistence: Water/Soil	Persistence: Air	Bioaccumulation	Mobility
Flame Retardant Epoxy Resin 2195A #164- 315		No data		
bisphenol A/ epichlorohydrin resin, liquid	HIGH	No data	LOW	HIGH
glycidyl neodecanoate	HIGH	No data	LOW	MED
toluene	LOW	MED	LOW	MED

Section 13 - DISPOSAL CONSIDERATIONS

- Recycle wherever possible or consult manufacturer for recycling options.
- Consult State Land Waste Management Authority for disposal.
- Material may be disposed of by controlled burning in an approved incinerator or buried in an approved landfill.
- Prior to disposal in a landfill the material should be mixed with the other component and reacted to render the material inert.
- Extreme caution should be taken when heating the resin/curing agent mix.
- Recycle containers where possible, or dispose of in an authorised landfill.

Section 14 - TRANSPORTATION INFORMATION



Labels Required: COMBUSTIBLE LIQUID, regulated under AS1940 for Bulk Storage purposes only.
HAZCHEM: None (ADG6)

NOT REGULATED FOR TRANSPORT OF DANGEROUS GOODS: UN, IATA, IMDG

continued...

Section 15 - REGULATORY INFORMATION

POISONS SCHEDULE: S5

REGULATIONS
Regulations for ingredients

bisphenol A/ epichlorohydrin resin, liquid (CAS: 25068-38-6,25085-99-8) is found on the following regulatory lists;
"Australia Hazardous Substances","Australia Inventory of Chemical Substances (AICS)","OECD Representative List of High Production Volume (HPV) Chemicals"

glycidyl neodecanoate (CAS: 26761-45-5,71206-09-2) is found on the following regulatory lists;
"Australia Inventory of Chemical Substances (AICS)","International Council of Chemical Associations (ICCA) - High Production Volume List","OECD Representative List of High Production Volume (HPV) Chemicals"

toluene (CAS: 108-88-3) is found on the following regulatory lists;
"Australia - Australian Capital Territory - Environment Protection Regulation: Ambient environmental standards (Domestic water supply - organic compounds)", "Australia - Australian Capital Territory - Environment Protection Regulation: Pollutants entering waterways taken to cause environmental harm (Aquatic habitat)","Australia - Australian Capital Territory Environment Protection Regulation Ecosystem maintenance - Organic chemicals - Non-pesticide anthropogenic organics","Australia - Australian Capital Territory Environment Protection Regulation Pollutants entering waterways - Domestic water quality","Australia Exposure Standards","Australia Hazardous Substances","Australia High Volume Industrial Chemical List (HVICL)","Australia Illicit Drug Reagents/Essential Chemicals - Category III","Australia Inventory of Chemical Substances (AICS)","Australia National Pollutant Inventory","Australia Standard for the Uniform Scheduling of Drugs and Poisons (SUSDP) - Appendix E (Part 2)","Australia Standard for the Uniform Scheduling of Drugs and Poisons (SUSDP) - Appendix F (Part 3)","Australia Standard for the Uniform Scheduling of Drugs and Poisons (SUSDP) - Appendix I","Australia Standard for the Uniform Scheduling of Drugs and Poisons (SUSDP) - Schedule 6","GESAMP/EHS Composite List of Hazard Profiles - Hazard evaluation of substances transported by ships","IMO IBC Code Chapter 17: Summary of minimum requirements","IMO MARPOL 73/78 (Annex II) - List of Noxious Liquid Substances Carried in Bulk","International Agency for Research on Cancer (IARC) - Agents Reviewed by the IARC Monographs","OECD Representative List of High Production Volume (HPV) Chemicals","United Nations List of Precursors and Chemicals Frequently used in the Illicit Manufacture of Narcotic Drugs and Psychotropic Substances Under International Control - Table II","WHO Guidelines for Drinking-water Quality - Guideline values for chemicals that are of health significance in drinking-water"

No data for Flame Retardant Epoxy Resin 2195A #164-315 (CW: 18-3317)

Section 16 - OTHER INFORMATION

Denmark Advisory list for selfclassification of dangerous substances

Substance	CAS	Suggested codes
glycidyl neodecanoate	26761- 45- 5	Mut3; R40 R43

INGREDIENTS WITH MULTIPLE CAS NUMBERS

Ingredient Name	CAS
bisphenol A/ epichlorohydrin resin, liquid	25068- 38- 6, 25085- 99- 8
glycidyl neodecanoate	26761- 45- 5, 71206- 09- 2

REPRODUCTIVE HEALTH GUIDELINES
■ Established occupational exposure limits frequently do not take into consideration reproductive end points that are clearly below the thresholds for other toxic effects. Occupational reproductive guidelines (ORGs) have been suggested as an additional standard. These have been established after a literature search for reproductive no-observed-adverse effect-level (NOAEL) and the lowest-observed-adverse-effect-level (LOAEL). In addition the US EPA's procedures for risk assessment for hazard identification and dose-response assessment as applied by NIOSH were used in the creation of such limits. Uncertainty factors (UFs) have also been incorporated.

Ingredient	ORG	UF	Endpoint	CR	Adeq TLV
toluene	9.6 mg/m3	10	D	NA	-

■ These exposure guidelines have been derived from a screening level of risk assessment and should not be construed as unequivocally safe limits. ORGS represent an 8-hour time-weighted average unless specified otherwise.
CR = Cancer Risk/10000; UF = Uncertainty factor:
TLV believed to be adequate to protect reproductive health:

continued...

LOD: Limit of detection
Toxic endpoints have also been identified as:
D = Developmental; R = Reproductive; TC = Transplacental carcinogen
Jankovic J., Drake F.: A Screening Method for Occupational Reproductive
American Industrial Hygiene Association Journal 57: 641-649 (1996).

■ Classification of the preparation and its individual components has drawn on official and authoritative sources as well as independent review by the Chemwatch Classification committee using available literature references.
A list of reference resources used to assist the committee may be found at:
www.chemwatch.net/references.

■ The (M)SDS is a Hazard Communication tool and should be used to assist in the Risk Assessment. Many factors determine whether the reported Hazards are Risks in the workplace or other settings. Risks may be determined by reference to Exposures Scenarios. Scale of use, frequency of use and current or available engineering controls must be considered.

This document is copyright. Apart from any fair dealing for the purposes of private study, research, review or criticism, as permitted under the Copyright Act, no part may be reproduced by any process without written permission from CHEMWATCH. TEL (+61 3) 9572 4700.

Issue Date: 12-Dec-2008
Print Date: 5-Feb-2010

This is the end of the MSDS.

FLAME RETARDANT EPOXY 2195B #164-315

Chemwatch Independent Material Safety Data Sheet
Issue Date: 12-Dec-2008
NA317TC

Section 1 - CHEMICAL PRODUCT AND COMPANY IDENTIFICATION

PRODUCT NAME
FLAME RETARDANT EPOXY 2195B #164-315

PROPER SHIPPING NAME
AMINES, LIQUID, CORROSIVE, N.O.S. or POLYAMINES, LIQUID, CORROSIVE, N.O.S.(contains tetraethylenepentam

PRODUCT USE
■ Used according to manufacturer's directions.

SUPPLIER

Company: RS Components	Company: RS Components
Address:	Address:
Units 30 & 31	25 Pavesi Street
Warehouse World	Smithfield
761 Great South Road	NSW2164
Penrose Auckland	AUS
	Telephone: 1300 656 636
	Emergency Tel: 1800 039 008
	Emergency Tel: 03 9573 3112
	Fax: 1300 656 696

Section 2 - HAZARDS IDENTIFICATION

STATEMENT OF HAZARDOUS NATURE
HAZARDOUS SUBSTANCE. DANGEROUS GOODS. According to the Criteria of NOHSC, and the ADG Code.
COMBUSTIBLE LIQUID, regulated under AS1940 for Bulk Storage purposes only.

CHEMWATCH HAZARD RATINGS

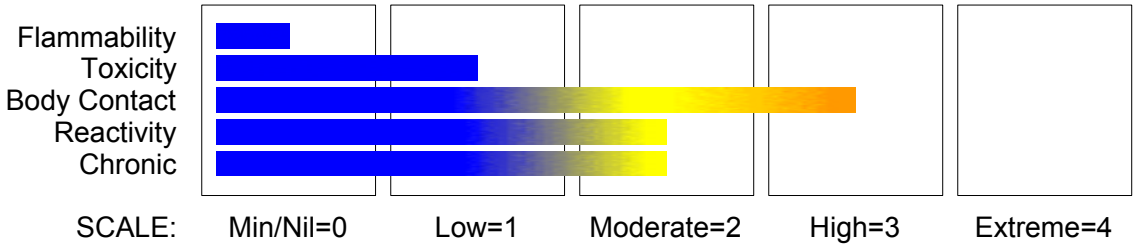

continued...



POISONS SCHEDULE
S5

RISK
- Causes burns.
- Risk of serious damage to eyes.
- May cause SENSITISATION by skin contact.
- Harmful to aquatic organisms may cause long- term adverse effects in the aquatic environment.
- Inhalation skin contact and/or ingestion may produce health damage*.
- Cumulative effects may result following exposure*.
- Limited evidence of a carcinogenic effect*.
- Possible respiratory sensitiser*.
- May be harmful to the foetus/ embryo*.

* (limited evidence).

SAFETY
- Keep locked up.
- Do not breathe gas/fumes/vapour/spray.
- Use only in well ventilated areas.
- Keep container in a well ventilated place.
- Avoid exposure - obtain special instructions before use.
- To clean the floor and all objects contaminated by this material use water and detergent.
- Keep container tightly closed.
- Take off immediately all contaminated clothing.
- In case of accident or if you feel unwell IMMEDIATELY contact Doctor or Poisons Information Centre (show label if possible).
- This material and its container must be disposed of as hazardous waste.

Section 3 - COMPOSITION / INFORMATION ON INGREDIENTS

NAME	CAS RN	%
tetraethylenepentamine	112-57-2	10-30
diethylenetriamine	111-40-0	1-5
DETA reaction product with ethlene oxide		5-10
ingredients nonhazardous		balance

Section 4 - FIRST AID MEASURES

SWALLOWED
- For advice, contact a Poisons Information Centre or a doctor at once.
- Urgent hospital treatment is likely to be needed.
- If swallowed do NOT induce vomiting.
- If vomiting occurs, lean patient forward or place on left side (head-down position, if possible) to maintain open airway and prevent aspiration.
- Observe the patient carefully.
- Never give liquid to a person showing signs of being sleepy or with reduced awareness; i.e. becoming unconscious.
- Give water to rinse out mouth, then provide liquid slowly and as much as casualty can comfortably drink.
- Transport to hospital or doctor without delay.

continued...

EYE
■ If this product comes in contact with the eyes:
• Immediately hold eyelids apart and flush the eye continuously with running water.
• Ensure complete irrigation of the eye by keeping eyelids apart and away from eye and moving the eyelids by occasionally lifting the upper and lower lids.
• Continue flushing until advised to stop by the Poisons Information Centre or a doctor, or for at least 15 minutes.
• Transport to hospital or doctor without delay.
• Removal of contact lenses after an eye injury should only be undertaken by skilled personnel.

SKIN
■ If skin contact occurs:
• Immediately remove all contaminated clothing, including footwear.
• Flush skin and hair with running water (and soap if available).
• Seek medical attention in event of irritation.

INHALED
• If fumes or combustion products are inhaled remove from contaminated area.
• Lay patient down. Keep warm and rested.
• Prostheses such as false teeth, which may block airway, should be removed, where possible, prior to initiating first aid procedures.
• Apply artificial respiration if not breathing, preferably with a demand valve resuscitator, bag-valve mask device, or pocket mask as trained. Perform CPR if necessary.
• Transport to hospital, or doctor.

NOTES TO PHYSICIAN
■ For acute or short-term repeated exposures to highly alkaline materials:
• Respiratory stress is uncommon but present occasionally because of soft tissue edema.
• Unless endotracheal intubation can be accomplished under direct vision, cricothyroidotomy or tracheotomy may be necessary.
• Oxygen is given as indicated.
• The presence of shock suggests perforation and mandates an intravenous line and fluid administration.
• Damage due to alkaline corrosives occurs by liquefaction necrosis whereby the saponification of fats and solubilisation of proteins allow deep penetration into the tissue.
Alkalis continue to cause damage after exposure.
INGESTION:
• Milk and water are the preferred diluents
No more than 2 glasses of water should be given to an adult.
• Neutralising agents should never be given since exothermic heat reaction may compound injury.
* Catharsis and emesis are absolutely contra-indicated.
* Activated charcoal does not absorb alkali.
* Gastric lavage should not be used.
Supportive care involves the following:
• Withhold oral feedings initially.
• If endoscopy confirms transmucosal injury start steroids only within the first 48 hours.
• Carefully evaluate the amount of tissue necrosis before assessing the need for surgical intervention.
• Patients should be instructed to seek medical attention whenever they develop difficulty in swallowing (dysphagia).
SKIN AND EYE:
• Injury should be irrigated for 20-30 minutes.
Eye injuries require saline. [Ellenhorn & Barceloux: Medical Toxicology].

Section 5 - FIRE FIGHTING MEASURES

EXTINGUISHING MEDIA
• Foam.
• Dry chemical powder.

continued...

• BCF (where regulations permit).
• Carbon dioxide.
• Water spray or fog - Large fires only.

FIRE FIGHTING
• Alert Fire Brigade and tell them location and nature of hazard.
• Wear full body protective clothing with breathing apparatus.
• Prevent, by any means available, spillage from entering drains or water course.
• Use fire fighting procedures suitable for surrounding area.
• Do not approach containers suspected to be hot.
• Cool fire exposed containers with water spray from a protected location.
• If safe to do so, remove containers from path of fire.
• Equipment should be thoroughly decontaminated after use.

FIRE/EXPLOSION HAZARD
• The material is not readily combustible under normal conditions.
• However, it will break down under fire conditions and the organic component may burn.
• Not considered to be a significant fire risk.
• Heat may cause expansion or decomposition with violent rupture of containers.
• Decomposes on heating and may produce toxic fumes of carbon monoxide (CO).
• May emit acrid smoke.
Combustion products include: carbon dioxide (CO_2), nitrogen oxides (NOx), other pyrolysis products typical of burning organic material.
May emit corrosive fumes.

FIRE INCOMPATIBILITY
• Avoid contamination with oxidising agents i.e. nitrates, oxidising acids, chlorine bleaches, pool chlorine etc. as ignition may result.

HAZCHEM: 3X

Personal Protective Equipment
Gas tight chemical resistant suit.

Section 6 - ACCIDENTAL RELEASE MEASURES

MINOR SPILLS
• Clean up all spills immediately.
• Avoid breathing vapours and contact with skin and eyes.
• Control personal contact by using protective equipment.
• Contain and absorb spill with sand, earth, inert material or vermiculite.
• Wipe up.
• Place in a suitable, labelled container for waste disposal.

MAJOR SPILLS
• DO NOT touch the spill material.
• Clear area of personnel and move upwind.
• Alert Fire Brigade and tell them location and nature of hazard.
• Wear full body protective clothing with breathing apparatus.
• Prevent, by any means available, spillage from entering drains or water course.
• Consider evacuation (or protect in place).
• Stop leak if safe to do so.
• Contain spill with sand, earth or vermiculite.
• Collect recoverable product into labelled containers for recycling.
• Neutralise/decontaminate residue.
• Collect solid residues and seal in labelled drums for disposal.
• Wash area and prevent runoff into drains.

continued...

• After clean up operations, decontaminate and launder all protective clothing and equipment before storing and re-using.
• If contamination of drains or waterways occurs, advise emergency services.

PROTECTIVE ACTIONS FOR SPILL

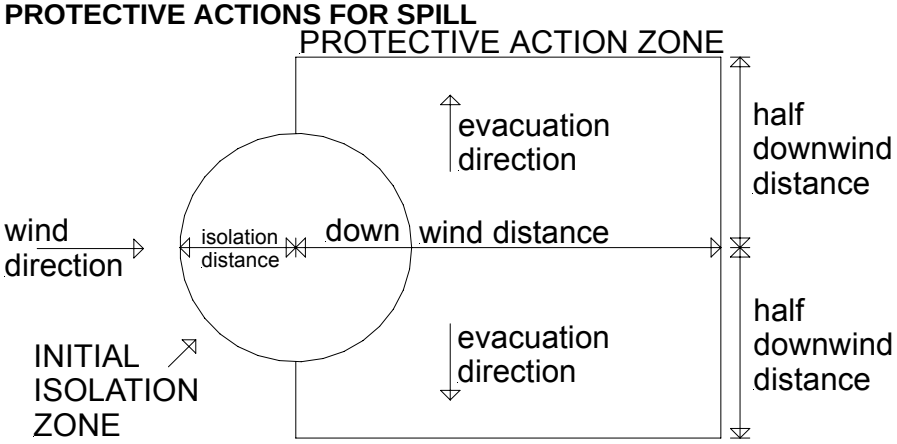

From IERG (Canada/Australia)	
Isolation Distance	25 metres
Downwind Protection Distance	250 metres
IERG Number	36

FOOTNOTES
1 PROTECTIVE ACTION ZONE is defined as the area in which people are at risk of harmful exposure. This zone assumes that random changes in wind direction confines the vapour plume to an area within 30 degrees on either side of the predominant wind direction, resulting in a crosswind protective action distance equal to the downwind protective action distance.
2 PROTECTIVE ACTIONS should be initiated to the extent possible, beginning with those closest to the spill and working away from the site in the downwind direction. Within the protective action zone a level of vapour concentration may exist resulting in nearly all unprotected persons becoming incapacitated and unable to take protective action and/or incurring serious or irreversible health effects.
3 INITIAL ISOLATION ZONE is determined as an area, including upwind of the incident, within which a high probability of localised wind reversal may expose nearly all persons without appropriate protection to life-threatening concentrations of the material.
4 SMALL SPILLS involve a leaking package of 200 litres (55 US gallons) or less, such as a drum (jerrican or box with inner containers). Larger packages leaking less than 200 litres and compressed gas leaking from a small cylinder are also considered "small spills".
LARGE SPILLS involve many small leaking packages or a leaking package of greater than 200 litres, such as a cargo tank, portable tank or a "one-tonne" compressed gas cylinder.
5 Guide 153 is taken from the US DOT emergency response guide book.
6 IERG information is derived from CANUTEC - Transport Canada.

Personal Protective Equipment advice is contained in Section 8 of the MSDS.

Section 7 - HANDLING AND STORAGE

PROCEDURE FOR HANDLING
• DO NOT allow clothing wet with material to stay in contact with skin.
• DO NOT USE brass or copper containers / stirrers.
• Avoid all personal contact, including inhalation.
• Wear protective clothing when risk of exposure occurs.
• Use in a well-ventilated area.
• Avoid contact with moisture.
• Avoid contact with incompatible materials.

continued...

- When handling, DO NOT eat, drink or smoke.
- Keep containers securely sealed when not in use.
- Avoid physical damage to containers.
- Always wash hands with soap and water after handling.
- Work clothes should be laundered separately. Launder contaminated clothing before re-use.
- Use good occupational work practice.
- Observe manufacturer's storing and handling recommendations.
- Atmosphere should be regularly checked against established exposure standards to ensure safe working conditions are maintained.

SUITABLE CONTAINER
- Metal can or drum
- Packaging as recommended by manufacturer.
- Check all containers are clearly labelled and free from leaks.

STORAGE INCOMPATIBILITY
- Avoid any contamination of this material as it is very reactive and any contamination is potentially hazardous.
- Avoid contact with copper, aluminium and their alloys.
- Avoid strong acids, acid chlorides, acid anhydrides and chloroformates.
- Avoid reaction with oxidising agents.

STORAGE REQUIREMENTS
- Store in original containers.
- Keep containers securely sealed.
- No smoking, naked lights or ignition sources.
- Store in a cool, dry, well-ventilated area.
- Store away from incompatible materials and foodstuff containers.
- Protect containers against physical damage and check regularly for leaks.
- Observe manufacturer's storing and handling recommendations.

SAFE STORAGE WITH OTHER CLASSIFIED CHEMICALS



+	+	+	+	X	+

+: May be stored together
O: May be stored together with specific preventions
X: Must not be stored together

Section 8 - EXPOSURE CONTROLS / PERSONAL PROTECTION

EXPOSURE CONTROLS

Source	Material	TWA ppm	TWA mg/m³	Notes
Australia Exposure Standards	diethylenetriamine (Diethylene triamine)	1	4.2	Sk

The following materials had no OELs on our records
- tetraethylenepentamine: CAS:112- 57- 2

MATERIAL DATA
FLAME RETARDANT EPOXY 2195B #164-315:
Not available

continued...

TETRAETHYLENEPENTAMINE:

■ Sensory irritants are chemicals that produce temporary and undesirable side-effects on the eyes, nose or throat. Historically occupational exposure standards for these irritants have been based on observation of workers' responses to various airborne concentrations. Present day expectations require that nearly every individual should be protected against even minor sensory irritation and exposure standards are established using uncertainty factors or safety factors of 5 to 10 or more. On occasion animal no-observable-effect-levels (NOEL) are used to determine these limits where human results are unavailable. An additional approach, typically used by the TLV committee (USA) in determining respiratory standards for this group of chemicals, has been to assign ceiling values (TLV C) to rapidly acting irritants and to assign short-term exposure limits (TLV STELs) when the weight of evidence from irritation, bioaccumulation and other endpoints combine to warrant such a limit. In contrast the MAK Commission (Germany) uses a five-category system based on intensive odour, local irritation, and elimination half-life. However this system is being replaced to be consistent with the European Union (EU) Scientific Committee for Occupational Exposure Limits (SCOEL); this is more closely allied to that of the USA.

OSHA (USA) concluded that exposure to sensory irritants can:

- cause inflammation
- cause increased susceptibility to other irritants and infectious agents
- lead to permanent injury or dysfunction
- permit greater absorption of hazardous substances and
- acclimate the worker to the irritant warning properties of these substances thus increasing the risk of overexposure.

DIETHYLENETRIAMINE:

■ Sensory irritants are chemicals that produce temporary and undesirable side-effects on the eyes, nose or throat. Historically occupational exposure standards for these irritants have been based on observation of workers' responses to various airborne concentrations. Present day expectations require that nearly every individual should be protected against even minor sensory irritation and exposure standards are established using uncertainty factors or safety factors of 5 to 10 or more. On occasion animal no-observable-effect-levels (NOEL) are used to determine these limits where human results are unavailable. An additional approach, typically used by the TLV committee (USA) in determining respiratory standards for this group of chemicals, has been to assign ceiling values (TLV C) to rapidly acting irritants and to assign short-term exposure limits (TLV STELs) when the weight of evidence from irritation, bioaccumulation and other endpoints combine to warrant such a limit. In contrast the MAK Commission (Germany) uses a five-category system based on intensive odour, local irritation, and elimination half-life. However this system is being replaced to be consistent with the European Union (EU) Scientific Committee for Occupational Exposure Limits (SCOEL); this is more closely allied to that of the USA.

OSHA (USA) concluded that exposure to sensory irritants can:

- cause inflammation
- cause increased susceptibility to other irritants and infectious agents
- lead to permanent injury or dysfunction
- permit greater absorption of hazardous substances and
- acclimate the worker to the irritant warning properties of these substances thus increasing the risk of overexposure.

PERSONAL PROTECTION






EYE

- Chemical goggles.
- Full face shield may be required for supplementary but never for primary protection of eyes

continued...

• Contact lenses may pose a special hazard; soft contact lenses may absorb and concentrate irritants. A written policy document, describing the wearing of lens or restrictions on use, should be created for each workplace or task. This should include a review of lens absorption and adsorption for the class of chemicals in use and an account of injury experience. Medical and first-aid personnel should be trained in their removal and suitable equipment should be readily available. In the event of chemical exposure, begin eye irrigation immediately and remove contact lens as soon as practicable. Lens should be removed at the first signs of eye redness or irritation - lens should be removed in a clean environment only after workers have washed hands thoroughly. [CDC NIOSH Current Intelligence Bulletin 59].

HANDS/FEET
• Wear chemical protective gloves, eg. PVC.
• Wear safety footwear or safety gumboots, eg. Rubber.
• When handling corrosive liquids, wear trousers or overalls outside of boots, to avoid spills entering boots.
NOTE:
• The material may produce skin sensitisation in predisposed individuals. Care must be taken, when removing gloves and other protective equipment, to avoid all possible skin contact.
• Contaminated leather items, such as shoes, belts and watch-bands should be removed and destroyed.
• Leather wear not recommended: Contaminated leather footwear, watch bands, should be destroyed, i.e. burnt, as they cannot be adequately decontaminated.

OTHER
• Overalls.
• PVC Apron.
• PVC protective suit may be required if exposure severe.
• Eyewash unit.
• Ensure there is ready access to a safety shower.

RESPIRATOR
■ Selection of the Class and Type of respirator will depend upon the level of breathing zone contaminant and the chemical nature of the contaminant. Protection Factors (defined as the ratio of contaminant outside and inside the mask) may also be important.

Breathing Zone Level ppm (volume)	Maximum Protection Factor	Half- face Respirator	Full- Face Respirator
1000	10	AK- AUS P	-
1000	50	-	AK- AUS P
5000	50	Airline *	-
5000	100	-	AK- 2 P
10000	100	-	AK- 3 P
	100+		Airline**

* - Continuous Flow ** - Continuous-flow or positive pressure demand.

The local concentration of material, quantity and conditions of use determine the type of personal protective equipment required. For further information consult site specific CHEMWATCH data (if available), or your Occupational Health and Safety Advisor.

ENGINEERING CONTROLS
■ General exhaust is adequate under normal operating conditions. Local exhaust ventilation may be required in specific circumstances. If risk of overexposure exists, wear approved respirator. Correct fit is essential to obtain adequate protection. Provide adequate ventilation in warehouse or closed storage areas. Air contaminants generated in the workplace possess varying "escape" velocities which, in turn, determine the "capture velocities" of fresh circulating air required to effectively remove the contaminant.

Type of Contaminant:	Air Speed:
solvent, vapours, degreasing etc., evaporating from tank (in still air).	0.25- 0.5 m/s (50- 100 f/min)
aerosols, fumes from pouring operations, intermittent container filling, low speed	0.5- 1 m/s (100- 200 f/min.)

continued...

conveyer transfers, welding, spray drift, plating acid fumes, pickling (released at low velocity into zone of active generation)	
direct spray, spray painting in shallow booths, drum filling, conveyer loading, crusher dusts, gas discharge (active generation into zone of rapid air motion)	1- 2.5 m/s (200- 500 f/min.)
grinding, abrasive blasting, tumbling, high speed wheel generated dusts (released at high initial velocity into zone of very high rapid air motion).	2.5- 10 m/s (500- 2000 f/min.)

Within each range the appropriate value depends on:

Lower end of the range	Upper end of the range
1: Room air currents minimal or favourable to capture	1: Disturbing room air currents
2: Contaminants of low toxicity or of nuisance value only.	2: Contaminants of high toxicity
3: Intermittent, low production.	3: High production, heavy use
4: Large hood or large air mass in motion	4: Small hood- local control only

Simple theory shows that air velocity falls rapidly with distance away from the opening of a simple extraction pipe. Velocity generally decreases with the square of distance from the extraction point (in simple cases). Therefore the air speed at the extraction point should be adjusted, accordingly, after reference to distance from the contaminating source. The air velocity at the extraction fan, for example, should be a minimum of 1-2 m/s (200-400 f/min) for extraction of solvents generated in a tank 2 meters distant from the extraction point. Other mechanical considerations, producing performance deficits within the extraction apparatus, make it essential that theoretical air velocities are multiplied by factors of 10 or more when extraction systems are installed or used.
Refer also to protective measures for the other component used with the product. Read both MSDS before using; store and attach MSDS together.

Section 9 - PHYSICAL AND CHEMICAL PROPERTIES

APPEARANCE
Brownish alkaline liquid; does not mix with water.

PHYSICAL PROPERTIES
Liquid.
Does not mix with water.
Floats on water.
Corrosive.

Molecular Weight: Not Applicable	Boiling Range (°C): > 200	Melting Range (°C): Not Available
Specific Gravity (water=1): 0.940 @20C	Solubility in water (g/L): Immiscible	pH (as supplied): Not Available
pH (1% solution): 11 conc. soln.	Vapour Pressure (kPa): Not Available	Volatile Component (%vol): Not Available
Evaporation Rate: Not Available	Relative Vapour Density (air=1): Not Available	Flash Point (°C): >121 (CC)
Lower Explosive Limit (%): Not Available	Upper Explosive Limit (%): Not Available	Autoignition Temp (°C): Not Available
Decomposition Temp (°C): Not	State: Liquid	Viscosity: 2000 cSt@20°C

continued...

Available

Section 10 - CHEMICAL STABILITY AND REACTIVITY INFORMATION

CONDITIONS CONTRIBUTING TO INSTABILITY
• Presence of incompatible materials.
• Product is considered stable.
• Hazardous polymerisation will not occur.
For incompatible materials - refer to Section 7 - Handling and Storage.

Section 11 - TOXICOLOGICAL INFORMATION

POTENTIAL HEALTH EFFECTS

ACUTE HEALTH EFFECTS

SWALLOWED
■ The material can produce chemical burns within the oral cavity and gastrointestinal tract following ingestion.

EYE
■ The material can produce chemical burns to the eye following direct contact. Vapours or mists may be extremely irritating.

SKIN
■ The material can produce chemical burns following direct contact with the skin.
Entry into the blood-stream through, for example, cuts, abrasions, puncture wounds or lesions, may produce systemic injury with harmful effects. Examine the skin prior to the use of the material and ensure that any external damage is suitably protected.

INHALED
■ Inhalation of epoxy resin amine hardener vapours (including polyamines and amine adducts) may produce bronchospasm and coughing episodes lasting days after cessation of the exposure. Even faint traces of these vapours may trigger an intense reaction in individuals showing "amine asthma". The literature records several instances of systemic intoxications following the use of amines in epoxy resin systems.

CHRONIC HEALTH EFFECTS
■ Repeated or prolonged exposure to corrosives may result in the erosion of teeth, inflammatory and ulcerative changes in the mouth and necrosis (rarely) of the jaw. Bronchial irritation, with cough, and frequent attacks of bronchial pneumonia may ensue. Gastrointestinal disturbances may also occur. Chronic exposures may result in dermatitis and/or conjunctivitis.
Practical experience shows that skin contact with the material is capable either of inducing a sensitisation reaction in a substantial number of individuals, and/or of producing a positive response in experimental animals.
On the basis, primarily, of animal experiments, concern has been expressed by at least one classification body that the material may produce carcinogenic or mutagenic effects; in respect of the available information, however, there presently exists inadequate data for making a satisfactory assessment.
Limited evidence suggests that repeated or long-term occupational exposure may produce cumulative health effects involving organs or biochemical systems.
Limited evidence shows that inhalation of the material is capable of inducing a sensitisation reaction in a significant number of individuals at a greater frequency than would be expected from the response of a normal population.
Pulmonary sensitisation, resulting in hyperactive airway dysfunction and pulmonary allergy may be accompanied by fatigue, malaise and aching. Significant symptoms of exposure may persist for extended periods, even after exposure ceases. Symptoms can be activated by a variety of nonspecific environmental stimuli such as

continued...

automobile exhaust, perfumes and passive smoking.

TOXICITY AND IRRITATION
■ Not available. Refer to individual constituents.

TETRAETHYLENEPENTAMINE:
■ unless otherwise specified data extracted from RTECS - Register of Toxic Effects of Chemical Substances.

TOXICITY	IRRITATION
Oral (rat) LD50: 3990 mg/kg	Skin (rabbit): 495 mg SEVERE
Dermal (rabbit) LD50: 660 mg/kg	Skin (rabbit): 5 mg/24h SEVERE
	Eye (rabbit): 5 mg Moderate
	Eye (rabbit): 100 mg/24h Moderate

■ Contact allergies quickly manifest themselves as contact eczema, more rarely as urticaria or Quincke's oedema. The pathogenesis of contact eczema involves a cell-mediated (T lymphocytes) immune reaction of the delayed type. Other allergic skin reactions, e.g. contact urticaria, involve antibody-mediated immune reactions. The significance of the contact allergen is not simply determined by its sensitisation potential: the distribution of the substance and the opportunities for contact with it are equally important. A weakly sensitising substance which is widely distributed can be a more important allergen than one with stronger sensitising potential with which few individuals come into contact. From a clinical point of view, substances are noteworthy if they produce an allergic test reaction in more than 1% of the persons tested.
The material may produce moderate eye irritation leading to inflammation. Repeated or prolonged exposure to irritants may produce conjunctivitis.
The material may produce severe skin irritation after prolonged or repeated exposure, and may produce a contact dermatitis (nonallergic). This form of dermatitis is often characterised by skin redness (erythema) thickening of the epidermis.
Histologically there may be intercellular oedema of the spongy layer (spongiosis) and intracellular oedema of the epidermis. Prolonged contact is unlikely, given the severity of response, but repeated exposures may produce severe ulceration.
Handling ethyleneamine products is complicated by their tendency to react with other chemicals, such as carbon dioxide in the air, which results in the formation of solid carbamates. Because of their ability to produce chemical burns, skin rashes, and asthma-like symptoms, ethyleneamines also require substantial care in handling. Higher molecular weight ethyleneamines are often handled at elevated temperatures further increasing the possibility of vapor exposure to these compounds.
Because of the fragility of eye tissue, almost any eye contact with any ethyleneamine may cause irreparable damage, even blindness. A single, short exposure to ethyleneamines, may cause severe skin burns, while a single, prolonged exposure may result in the material being absorbed through the skin in harmful amounts.
Exposures have caused allergic skin reactions in some individuals. Single dose oral toxicity of ethyleneamines is low. The oral LD50 for rats is in the range of 1000 to 4500 mg/kg for the ethyleneamines.
In general, the low-molecular weight polyamines have been positive in the Ames assay, increase sister chromatid exchange in Chinese hamster ovary (CHO) cells, and are positive for unscheduled DNA synthesis although they are negative in the mouse micronucleus assay. It is believed that the positive results are based on its ability to chelate copper.
Asthma-like symptoms may continue for months or even years after exposure to the material ceases. This may be due to a non-allergenic condition known as reactive airways dysfunction syndrome (RADS) which can occur following exposure to high levels of highly irritating compound. Key criteria for the diagnosis of RADS include the absence of preceding respiratory disease, in a non-atopic individual, with abrupt onset of persistent asthma-like symptoms within minutes to hours of a documented exposure to the irritant. A reversible airflow pattern, on spirometry, with the presence of moderate to severe bronchial hyperreactivity on methacholine challenge testing and the lack of minimal lymphocytic inflammation, without eosinophilia, have also been included in the criteria for diagnosis of RADS. RADS (or asthma) following an irritating inhalation is an infrequent disorder with rates related to the concentration of and duration of exposure to the irritating substance. Industrial bronchitis, on the other hand, is a disorder that occurs as result of exposure due to high concentrations of irritating substance (often particulate in nature) and is completely reversible after exposure ceases. The disorder is characterised by dyspnea, cough and mucus production.
Triethylenetetramine (TETA) is a severe irritant to skin and eyes and induces skin sensitisation.
TETA is of moderate acute toxicity: LD50(oral, rat) > 2000 mg/kg bw, LD50(dermal, rabbit) = 550 - 805 mg/kg bw. Acute exposure to saturated vapour via inhalation was tolerated without impairment. Exposure to aerosol leads to reversible irritations of the mucous membranes in the respiratory tract.

continued...

Following repeated oral dosing via drinking water only in mice but not in rats at concentration of 3000 ppm there were signs of impairment. The NOAEL is 600 ppm [92 mg/kg bw (oral, 90 days)]. Lifelong dermal application to mice (1.2 mg/mouse) did not result in tumour formation.
There are differing results of the genetic toxicity for TETA. The positive results of the in vitro tests may be the result of a direct genetic action as well as a result of an interference with essential metal ions. Due to this uncertainty of the in vitro tests, the genetic toxicity of TETA has to be assessed on the basis of in vivo tests.
The in vivo micronucleus tests (i.p. and oral) and the SLRL test showed negative results.
There are no human data on reproductive toxicity (fertility assessment). The analogue diethylenetriamine had no effects on reproduction. TETA shows developmental toxicity in animal studies if the chelating property of the substance is effective. The NOEL is 830 mg/kg bw (oral).
Experience with female patients suffering from Wilson´s disease demonstrated that no miscarriages and no foetal abnormalities occur during treatment with TETA..
In rats, there are several studies concerning developmental toxicity. The oral treatment of rats with 75, 375 and 750 mg/kg resulted in no effects on dams and fetuses, except slight increased fetal body weight oral treatment of rats with 830 or 1670 mg/kg bw only in the highest dose group increased foetal abnormalities in 27/44 fetus (69,2 %) were recorded, when simultaneously the copper content of the feed was reduced. Copper supplementation in the feed reduced significant the fetal abnormalities of the highest dose group to 3/51 (6,5 % foetus. These findings suggest that the developmental toxicity is produced as a secondary consequence of the chelating properties of TETA.
Tetraethylenepentamine (TEPA) has a low acute toxicity when administered orally to rats (LD50 =3250 mg/kg). In an acute inhalation toxicity study with saturated vapor and whole body exposure, the LC50 was calculated to be >9.9 ppm (highest dose tested). TEPA is corrosive to the skin and eyes of rabbits. TEPA is a skin sensitiser in the guinea pig. Dermal acute toxicity LD50 values in the rabbit range from 660 - 1260 mg/kg. The higher toxicity via the dermal route is most likely due to the corrosive nature of TEPA to the skin whereas TEPA would be neutralized by stomach acid.
The results of a 28-day repeated dose dermal toxicity study of TEPA indicated a systemic toxicity NOEL of 200 mg/kg/day and a dermal toxicity NOEL (local) of 50 mg/kg/day. The dermal LOAEL was 100 mg/kg/day. In addition, in a repeat dose study of TETA administered in drinking water to male and female rats for 90-92 days, the NOEL was 276 mg/kg/day in males and 352 mg/kg/day in females, the highest dose administered with the NIH-31 diet (several diets were used to study the effects of copper deficiency versus toxicity directly to TEPA). In this same study in mice the NOEL was 487 mg/kg/day in males and 551 mg/kg/day in females, the highest dose administered. A lifetime study was conducted via dermal administration in fifty male mice with a solution of 35% TEPA. There were 20 cases of hyperkeratosis, 13 cases of epidermal necrosis and no evidence of dermal hyperplasia.
There were no data available for TEPA for reproductive and developmental toxicity. As a result, data on triethylenetetramine (TETA) was used to address these endpoints. TETA data showed no effects on reproductive organs in rats up to 276 mg/kg/day (males) and 352 mg/kg/day (females) and in mice (up to 500 mg/kg/day) when administered in drinking water. TETA was not considered a developmental toxicant via dermal administration in rabbits at maternally toxic doses up to 125 mg/kg/day but showed developmental toxicity in rats at maternally toxic doses of 830 or 1660 mg/kg/day via drinking water. The maternal and foetal toxicity was most likely due to copper deficiency and zinc toxicity at these levels. Subsequent studies where the diet was supplemented with copper resulted in a decrease of foetal abnormalities. There were no standard fertility studies available. However, there were no effects on the gonads observed in a 90-day drinking water study in rats and mice as described above.
In the Ames Salmonella assay, TEPA was found to be positive both with and without metabolic activation. TEPA was found to increase sister chromatid exchange in CHO cells and was considered positive in a UDS assay using rat hepatocytes. TEPA was not considered genotoxic in the mouse micronucleus assay and had equivocal results in the two dominant lethal assays in Drosophila melanogaster. Again, it is believed that the positive results are based upon TEPA's ability to chelate copper.
For alkyl polyamines:
The alkyl polyamines cluster consists of organic compounds containing two terminal primary amine groups and at least one secondary amine group.Typically these substances are derivatives of ethylenediamine, propylenediamine or hexanediamine. The molecular weight range for the entire cluster is relatively narrow, ranging from 103 to 232
Acute toxicity of the alkyl polyamines cluster is low to moderate via oral exposure and a moderate to high via dermal exposure. Cluster members have been shown to be eye irritants, skin irritants, and skin sensitisers in experimental animals. Repeated exposure in rats via the oral route indicates a range of toxicity from low to high hazard. Most cluster members gave positive results in tests for potential

continued...

genotoxicity.
Limited carcinogenicity studies on several members of the cluster showed no evidence of carcinogenicity.
Unlike aromatic amines, aliphatic amines are not expected to be potential carcinogens because they are not expected to undergo metabolic activation, nor would activated intermediates be stable enough to reach target macromolecules.
Polyamines potentiate NMDA induced whole-cell currents in cultured striatal neurons.

DIETHYLENETRIAMINE:
■ unless otherwise specified data extracted from RTECS - Register of Toxic Effects of Chemical Substances.

TOXICITY
Oral (rat) LD50: 1080 mg/kg
Dermal (rabbit) LD50: 1090 mg/kg
Inhalation (Rat) LC: 70 mg/m³/4h
Intraperitoneal (Rat) LD50: 74 mg/kg
Intraperitoneal (Mouse) LD50: 71 mg/kg

IRRITATION
Skin (rabbit):500 mg Open Moderate
Skin (rabbit): 10 mg/24h - SEVERE

■ Contact allergies quickly manifest themselves as contact eczema, more rarely as urticaria or Quincke's oedema. The pathogenesis of contact eczema involves a cell-mediated (T lymphocytes) immune reaction of the delayed type. Other allergic skin reactions, e.g. contact urticaria, involve antibody-mediated immune reactions. The significance of the contact allergen is not simply determined by its sensitisation potential: the distribution of the substance and the opportunities for contact with it are equally important. A weakly sensitising substance which is widely distributed can be a more important allergen than one with stronger sensitising potential with which few individuals come into contact. From a clinical point of view, substances are noteworthy if they produce an allergic test reaction in more than 1% of the persons tested.
Asthma-like symptoms may continue for months or even years after exposure to the material ceases. This may be due to a non-allergenic condition known as reactive airways dysfunction syndrome (RADS) which can occur following exposure to high levels of highly irritating compound. Key criteria for the diagnosis of RADS include the absence of preceding respiratory disease, in a non-atopic individual, with abrupt onset of persistent asthma-like symptoms within minutes to hours of a documented exposure to the irritant. A reversible airflow pattern, on spirometry, with the presence of moderate to severe bronchial hyperreactivity on methacholine challenge testing and the lack of minimal lymphocytic inflammation, without eosinophilia, have also been included in the criteria for diagnosis of RADS. RADS (or asthma) following an irritating inhalation is an infrequent disorder with rates related to the concentration of and duration of exposure to the irritating substance. Industrial bronchitis, on the other hand, is a disorder that occurs as result of exposure due to high concentrations of irritating substance (often particulate in nature) and is completely reversible after exposure ceases. The disorder is characterised by dyspnea, cough and mucus production.
The material may produce severe irritation to the eye causing pronounced inflammation. Repeated or prolonged exposure to irritants may produce conjunctivitis.
The material may produce severe skin irritation after prolonged or repeated exposure, and may produce a contact dermatitis (nonallergic). This form of dermatitis is often characterised by skin redness (erythema) thickening of the epidermis.
Histologically there may be intercellular oedema of the spongy layer (spongiosis) and intracellular oedema of the epidermis. Prolonged contact is unlikely, given the severity of response, but repeated exposures may produce severe ulceration.
Handling ethyleneamine products is complicated by their tendency to react with other chemicals, such as carbon dioxide in the air, which results in the formation of solid carbamates. Because of their ability to produce chemical burns, skin rashes, and asthma-like symptoms, ethyleneamines also require substantial care in handling. Higher molecular weight ethyleneamines are often handled at elevated temperatures further increasing the possibility of vapor exposure to these compounds.
Because of the fragility of eye tissue, almost any eye contact with any ethyleneamine may cause irreparable damage, even blindness. A single, short exposure to ethyleneamines, may cause severe skin burns, while a single, prolonged exposure may result in the material being absorbed through the skin in harmful amounts.
Exposures have caused allergic skin reactions in some individuals. Single dose oral toxicity of ethyleneamines is low. The oral LD50 for rats is in the range of 1000 to 4500 mg/kg for the ethyleneamines.
In general, the low-molecular weight polyamines have been positive in the Ames assay, increase sister chromatid exchange in Chinese hamster ovary (CHO) cells, and are positive for unscheduled DNA synthesis although they are negative in the mouse micronucleus assay. It is believed that the positive results are based on its ability to chelate copper.
For alkyl polyamines:

continued...

The alkyl polyamines cluster consists of organic compounds containing two terminal primary amine groups and at least one secondary amine group.Typically these substances are derivatives of ethylenediamine, propylenediamine or hexanediamine. The molecular weight range for the entire cluster is relatively narrow, ranging from 103 to 232
Acute toxicity of the alkyl polyamines cluster is low to moderate via oral exposure and a moderate to high via dermal exposure. Cluster members have been shown to be eye irritants, skin irritants, and skin sensitisers in experimental animals. Repeated exposure in rats via the oral route indicates a range of toxicity from low to high hazard. Most cluster members gave positive results in tests for potential genotoxicity.
Limited carcinogenicity studies on several members of the cluster showed no evidence of carcinogenicity. Unlike aromatic amines, aliphatic amines are not expected to be potential carcinogens because they are not expected to undergo metabolic activation, nor would activated intermediates be stable enough to reach target macromolecules.
Polyamines potentiate NMDA induced whole-cell currents in cultured striatal neurons.

SKIN

diethylenetriamine	Australia Exposure Standards - Skin	Notes	Sk

Section 12 - ECOLOGICAL INFORMATION

Refer to data for ingredients, which follows:

FLAME RETARDANT EPOXY 2195B #164-315:
DIETHYLENETRIAMINE:
■ Harmful to aquatic organisms.

TETRAETHYLENEPENTAMINE:
DIETHYLENETRIAMINE:
■ For alkyl polyamines:
All members of this cluster are miscible or soluble in water. The estimated value of log Kows-range from 3.67 to 1.8 is consistent with the available experimental water solubilities. Vapour pressures range from 1.1x 10-6 hPa to 0.31 hPa. Estimated and experimental pKbs are in a relatively narrow range of 9.68 to 10.7.
Environmental fate:
Members of this cluster are expected to have varying degrees of mobility in the soil. Low vapor pressure and Henry's Law Constants suggest that these compounds are not expected to be in the vapor phase. Modeling suggests that all members of this cluster are likely to react rapidly with photochemically produced hydroxyl radials with half-lives on the order of an hour, but with little material in the vapor phase, it is not expected to be a predominant removal pathway for these chemicals. Experimental data and results from estimation models indicate that all members of this cluster have the potential to biodegrade aerobically under environmental conditions. Fugacity models indicate that the members of this cluster are likely to partition predominately to soil and water. All chemicals in this cluster are expected to have low environmental persistence. Measured and estimated bioconcentration factors for members of this cluster indicate a low potential for bioaccumulation.
Ecotoxicity:
Evaluation of the available experimental and estimated aquatic toxicity data indicate acute toxicity to fish is low. Daphnia aquatic toxicity is generally low. Algae appear to be the most sensitive organism with several members of the cluster having measured or estimated toxicity values indicative of moderate toxicity. Chronic toxicity for all cluster members is estimated; it is generally low for fish and algae, but high for daphnia.

TETRAETHYLENEPENTAMINE:
DIETHYLENETRIAMINE:
■ For ethyleneamines:
Adsorption of the ethyleneamines correlates closely with both the cation exchange capacity (CEC) and organic content of the soil. Soils with increased CEC and organic content exhibited higher affinities for these amines. This dependence of adsorption on CEC and organic content is most likely due to the strong

continued...

electrostatic interaction between the positively charged amine and the negatively charged soil surface.

FLAME RETARDANT EPOXY 2195B #164-315:
DIETHYLENETRIAMINE:
TETRAETHYLENEPENTAMINE:
■ DO NOT discharge into sewer or waterways.

FLAME RETARDANT EPOXY 2195B #164-315:
Marine Pollutant: Not Determined

/53

TETRAETHYLENEPENTAMINE:
■ BCF<100: 4.2
■ log Kow (Prager 1995): - 1.503

■ Toxic to aquatic organisms, may cause long-term adverse effects in the aquatic environment.
■ Do NOT allow product to come in contact with surface waters or to intertidal areas below the mean high water mark. Do not contaminate water when cleaning equipment or disposing of equipment wash-waters. Wastes resulting from use of the product must be disposed of on site or at approved waste sites.
■ for triethylenetetramine (TETA):
Environmental fate:
TETA is completely miscible with water forming an alkaline solution (pH 10 at 10 g/l). The technical product has a vapour pressure of ca. 1 Pa at 20 C. The calculated Log Pow (unprotonated form) amounts to ca. -1.4 and indicates a low potential for bioaccumulation. There are no measured Koc -values available. For ethylenediamine (CAS Nr. 107- 15-3) and diethylenetriamine (CAS Nr. 111-40- 0), Koc -values of 4766 and 19111 were measured respectively. The high adsorption is most likely due to electrostatic interaction. A comparable Koc can be expected for TETA, which would suggest a high potential for geoaccumulation.
TETA is not readily biodegradable (0% after 20 days, OECD GL 301 D; same result with adapted inoculum). Also, in a test on inherent biodegradability with industrial sludge,
TETA was not degraded (0 % DOC removal after 28 days, OECD GL 302 B). TETA has therefore to be regarded as non-biodegradable. Adsorption onto sewage sludge was not observed. In a test on hydrolysis, TETA was not found to have undergone hydrolysis after 36 days.
Direct photolysis of TETA in the hydrosphere is not to be expected (molar extinction coefficient < 10 l / (mol.cm) at > 240 nm). The half - life due to photooxidative degradation by OH-radicals in the atmosphere is estimated to be 1.7 hours. As TETA does have a low tendency to pass from water to air, this does not represent a significant removal process from the environment.
Based upon the physical-chemical and biodegradation properties of TETA, no elimination in waste water treatment plants is assumed.
Ecotoxicity:
Fish LC50 (96 h): Poecilia reticulata 570 mg/l
Other test results with Leuciscus idus and Pimephales promelas, which could not be validated, are in the same order of magnitude.
Daphnia magna EC50 (48 h): 31.1 - 33.9 mg/l (immobilisation several tests); (21 d) >3.2- <10 mg/l; NOEC 1 mg/l (immobilisation of parental organisms was the most sensitive effect parameter).
Concentrations of 293 - 7313 mg/l had no teratogenic effects on sea-urchin (Paracen trotus lividus) eggs. The larvae were most sensitive and showed delay of development at 293 mg/l
Algal Scenedesmus subspicatus EBC50 (72 h) 2.5 mg/l; EBC10 0.67 mg/l;EuC50 >= 100 mg/l; EuC10 0.95 mg/l
Effect: growth inhibition (B = biomass; u = growth rate)
Algal Selenastrum capricornutum EC50 (72 h) 20 mg/l Effect: growth inhibition (biomass) ; NOEC < 2.5 mg/l; EC50 (96 h) 3,7 mg/l
Microorganisms Pseudomonas fluorescens EC0 (24 h): 500 mg/l Effect: growth inhibition (biomass)
Bird acute LD50 (18 h): redwinged blackberry >101 mg/kg.
■ for tetraethylenetetramine (TEPA):
log Kow : -1.503
Koc : 3.6
Half-life (hr) air : 1.2
BCF : 4.2
TEPA has the following physical chemical properties: melting point, -30 to -46 C ; boiling point, 320 C,

continued...

vapor pressure 1.07 x 10-6 hPa at 25 C; partition coefficient -3.16 at pH 7; and it is completely miscible in water at 20 C. The lowest acute EC/LC50 values of TEPA in fish (96 hr), invertebrates (48 hr) and algae (72 hr) are 310 mg/L, 14.6 mg/L and 2.1 mg/L, respectively.
TEPA is not biodegradable (<10% after 28 days) and it should be noted that complexes of TEPA are expected to biodegrade even slower. However, TEPA is not expected to bioconcentrate due to its estimated low log Kow of -3.16 and high water solubility. It should be noted that TEPA is protonated at environmental pH and the log Kow is not a good indicator of the chemical's sorption behavior.
Environmental fate:
Photodegradation: Based on a measured vapor pressure of 8 x 10-7 mm Hg, TEPA may exist in both the particulate and vapor phases in the ambient atmosphere. The hydroxy radical atmospheric halflife is estimated to be 24 minutes.
Stability in water: Hydrolysis of TEPA would not be expected under environmental conditions (pH 5 to 9) since the molecule does not contain functional groups susceptible to hydrolysis. This assessment is supported by computerised estimations of hydrolysis rates based on structure activity relationships, which predict no reaction.
Stability in soil: Based on an estimated Koc value of 1098, TEPA is highly mobile in soil and leaching may occur.
However, TEPA will exist primarily as a cation under environmental conditions (pH 5-9) and no experimental data are available which suggest whether it will adsorb to soil more strongly than its estimated Koc value indicates. However, for polar or ionisable compounds such as TEPA, chemical sorption to soil/sediment can involve other mechanisms. For example, studies with the lower molecular weight ethylenediamine, EDA, have shown that interaction of protonated amines and negatively charged soil was possible. Volatilisation from moist soils is not expected based upon a low Henry's Law constant. In addition, there is no data available to indicate that biodegradation is an important removal process in the terrestrial compartment.
Transport Between Environmental Compartments: The Level III Fugacity Model calculations were determined using four simulations: one with 1000 kg/hour emitted to air only, one with 1000 kg/hour emitted to water only, one with 1000 kg/hour emitted to soil only, and one using the default emissions of equal amount to soil, air and water (1000 kg/hour for each). Using the default emissions of equal amount to soil, air and water (1000 kg/hour for each) the percentages of TEPA in water, air and soil are estimated to be 45, <0.1 and 55%, respectively (EPA 2000).
The fugacity model predictions for partitioning of TEPA into the soil/sediment compartment is a function of the Kow and water solubility, which is reasonable for most non-polar organic species. However, for polar or ionisable compounds such as TEPA, chemical sorption to soil/sediment can involve other mechanisms. For example, studies with the lower molecular weight ethylenediamine, EDA, have shown that interaction of protonated amines and negatively charged soil was possible. Thus, the fugacity model predictions likely underestimate the adsorption capacity of EDA to soil and sediment.
Biodegradation: In a Closed Bottle Test , TEPA did not biodegrade after 28 days. In the Die-Away Test, TEPA biodegraded less than 10% after 28 days and did not biodegrade at 43 or 49 days. Since TEPA can chelate metals, biodegradation of complexes with metals would be expected to be slower than for the substance alone.
Ecotoxicity:
Fish LC50 (96 h): Pimephales promelas 310 mg/l; Poecilia retiiculata 420 mg/l
Daphnia magna EC50 (48 h): 14.6 mg/l
Algae EC50 (72 h): Selenastrum capricornutum 2.1 mg/l
Bacteria EC50 (2 h): 97 mg/l; (17 h): 186 mg/l; (1 h): 1600 mg/l
The lower EC50 values for algae compared to Daphnia and fish, may be due to a nutritional deficiency. Similar effects have been reported for other chelants In studies conducted with ethylenediamine succinic acid, wh appears to have similar stability constants to metals as TEPA; supplementation with increased levels of cobalt, copper and zinc resulted in increased cell growth.

DIETHYLENETRIAMINE:
■ log Kow (Prager 1995): - 1.27

■ for diethylenetriamine (DETA)
Environmental fate:
DETA is miscible with water and inherently biodegradable.
log Kow : -2.27
The material will leach into ground water and is not expected to be biodegradable. No significant degree of bioaccumulation is anticipated.
Evaporated material is expected to photodegrade following reaction with hydroxy radicals; the half-life in

continued...

air is thought to be less than a day.
DETA does not form N-nitrosamines at concentrations equal to or greater than the detection limit (500 mg/L) during a 2-week incubation period in sewage or lake water samples.
The formation of N-nitrosamines from DETA in soil could not be determined with confidence utilizing the available analytical techniques
Ecotoxicity:
A large spill could be toxic to biomass in a treatment plant or could be toxic to fish.
Daphnia magna LC50: 17 mg/l *
Fish LC50: (Pimephales promelas) 332 mg/l*
Artemia salina LC50: 710 mg/l *
*[ITW Ramset / Red Head]
Ecotoxicological data indicate that at acute exposure DETA is not toxic to algae and fish but harmful to daphnids.
■ Prevent, by any means available, spillage from entering drains or water courses.

Ecotoxicity

Ingredient	Persistence: Water/Soil	Persistence: Air	Bioaccumulation	Mobility
Flame Retardant Epoxy 2195B #164-315		No data		
tetraethylenepentamine	LOW	No data	LOW	MED
diethylenetriamine	LOW	No data	LOW	HIGH

Section 13 - DISPOSAL CONSIDERATIONS

- Recycle wherever possible or consult manufacturer for recycling options.
- Consult State Land Waste Management Authority for disposal.
- Material may be disposed of by controlled burning in an approved incinerator or buried in an approved landfill.
- Prior to disposal in a landfill the material should be mixed with the other component and reacted to render the material inert.
- Extreme caution should be taken when heating the resin/curing agent mix.
- Recycle containers where possible, or dispose of in an authorised landfill.

Section 14 - TRANSPORTATION INFORMATION



Labels Required: CORROSIVE
HAZCHEM: 3X (ADG6)

Land Transport UNDG:

Class or division:	8	Subsidiary risk:	None
UN No.:	2735	UN packing group:	III

Shipping Name:AMINES, LIQUID, CORROSIVE, N.O.S. or POLYAMINES, LIQUID, CORROSIVE, N.O.S. (contains tetraethylenepentamine)

continued...

Air Transport IATA:

ICAO/IATA Class:	8	ICAO/IATA Subrisk:	None
UN/ID Number:	2735	Packing Group:	III
Special provisions:	A3		

Shipping Name: AMINES, LIQUID, CORROSIVE, N.O.S. *(CONTAINS TETRAETHYLENEPENTAMINE)

Maritime Transport IMDG:

IMDG Class:	8	IMDG Subrisk:	None
UN Number:	2735	Packing Group:	III
EMS Number:	F- A, S- B	Special provisions:	223 274 944
Limited Quantities:	5 L	Marine Pollutant:	Not Determined

Shipping Name: AMINES, LIQUID, CORROSIVE, N.O.S. or POLYAMINES, LIQUID, CORROSIVE, N.O.S.(contains tetraethylenepentamine)

Section 15 - REGULATORY INFORMATION

POISONS SCHEDULE: S5

REGULATIONS
Regulations for ingredients

tetraethylenepentamine (CAS: 112-57-2) is found on the following regulatory lists;
"Australia Hazardous Substances","Australia Inventory of Chemical Substances (AICS)","GESAMP/EHS Composite List of Hazard Profiles - Hazard evaluation of substances transported by ships","IMO IBC Code Chapter 17: Summary of minimum requirements","IMO MARPOL 73/78 (Annex II) - List of Noxious Liquid Substances Carried in Bulk","International Council of Chemical Associations (ICCA) - High Production Volume List","OECD Representative List of High Production Volume (HPV) Chemicals"

diethylenetriamine (CAS: 111-40-0) is found on the following regulatory lists;
"Australia Exposure Standards","Australia Hazardous Substances","Australia Inventory of Chemical Substances (AICS)","GESAMP/EHS Composite List of Hazard Profiles - Hazard evaluation of substances transported by ships","IMO IBC Code Chapter 17: Summary of minimum requirements","IMO MARPOL 73/78 (Annex II) - List of Noxious Liquid Substances Carried in Bulk","OECD Representative List of High Production Volume (HPV) Chemicals"

No data for Flame Retardant Epoxy 2195B #164-315 (CW: 18-3318)

Section 16 - OTHER INFORMATION

■ Classification of the preparation and its individual components has drawn on official and authoritative sources as well as independent review by the Chemwatch Classification committee using available literature references.
A list of reference resources used to assist the committee may be found at:
www.chemwatch.net/references.

■ The (M)SDS is a Hazard Communication tool and should be used to assist in the Risk Assessment. Many factors determine whether the reported Hazards are Risks in the workplace or other settings. Risks may be determined by reference to Exposures Scenarios. Scale of use, frequency of use and current or available engineering controls must be considered.

This document is copyright. Apart from any fair dealing for the purposes of private study, research, review or criticism, as permitted under the Copyright Act, no part may be reproduced by any process without written permission from CHEMWATCH. TEL (+61 3) 9572 4700.

Issue Date: 12-Dec-2008
Print Date: 5-Feb-2010

continued...

This is the end of the MSDS.