

Panel preparation:
hole size

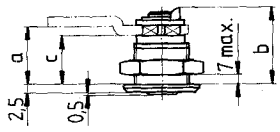

Cylinder Lock

cylinder brass nickel plated, key to be withdrawn in one or two positions, 4 pin tumblers, 2 nickel plated keys each, without tongue

Withdrawal	Rotation	b mm	c mm	No.
simple	A, D, F, G	25,5	16,5	**4.48.0001.0**
	B, C, E, H	25,5	16,5	**4.48.0002.0**
double	A, D, F, G B*, C*, E*, H*	25,5	16,5	**4.49.0001.0**
simple	A, D, F, G	29,5	20,5	**4.48.0003.0**
	B, C, E, H	29,5	20,5	**4.48.0004.0**
double	A, D, F, G B*, C*, E*, H*	29,5	20,5	**4.49.0002.0**

Rotation

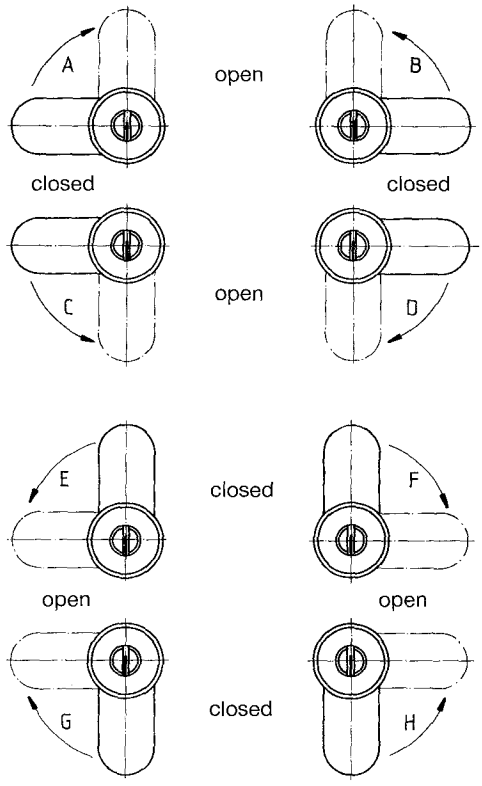

* With these locking directions the key slot in position locked is horizontal.

Simple withdrawal = key only to be withdrawn in position locked.

Double withdrawal = key to be withdrawn in positions unlocked and locked.

Also available with master key- and general master key installation.

Tongues must be ordered separately. See page 83.

Also available with rod drive.

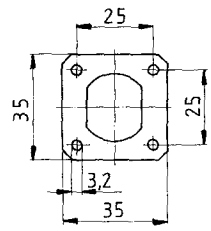

Fixing plate

1,25 mm, steel / zinc and passivate

No.
4.48.0019.0