THE INFORMATION CONTAINED IN THIS DRAWING IS THE SOLE PROPERTY OF L-COM, INC. ANY REPRODUCTION IN PART OR WHOLE WITHOUT THE WRITTEN PERMISSION OF L-COM, INC. IS PROHIBITED.

RoHS Compliant ✔

| REVISIONS | | | |
|---|---|---|---|
| REV | DESCRIPTION | DATE | APPROVED |
| A | INITIAL RELEASE | 9/9/03 | A. VAJANYI |
| B | ECN 6473: UPDATED FORMAT. ADDED FERRULE AND PIN CRIMP SIZE | 10/18/12 | D. DESJARDIN |
| C | ECN 6493: UPDATED INSULATOR MATERIAL | 10/29/12 | D. DESJARDIN |
| | | | |

| DESCRIPTION | MATERIAL | FINISH |
|---|---|---|
| BODY | BRASS | NICKEL |
| INSULATOR | PTFE | - |
| CENTER PIN | BRASS | GOLD |
| FERRULE | BRASS | NICKEL |
| SHELL | BRASS | NICKEL |
| WASHER | BRASS | NICKEL |
| CURVED WASHER | HIGH CARBON STEEL | NICKEL |
| RETAINING RING | BRASS | NICKEL |
| GASKET | RUBBER | - |

△C

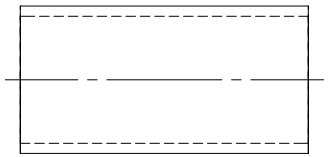

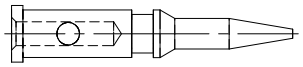

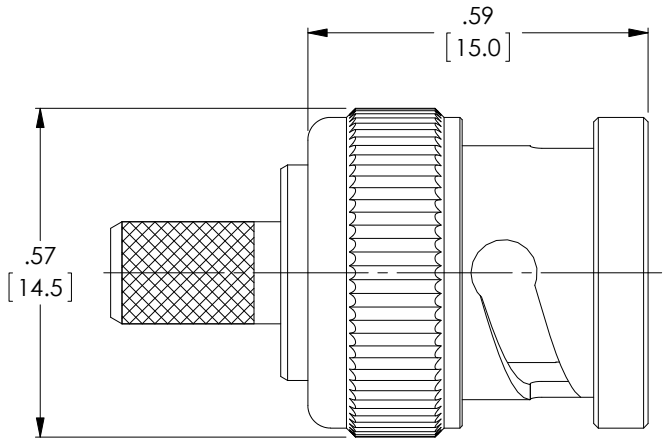


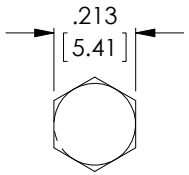


RECOMMENDED
FERRULE CRIMP SIZE

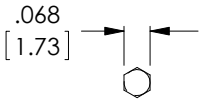


RECOMMENDED
PIN CRIMP SIZE

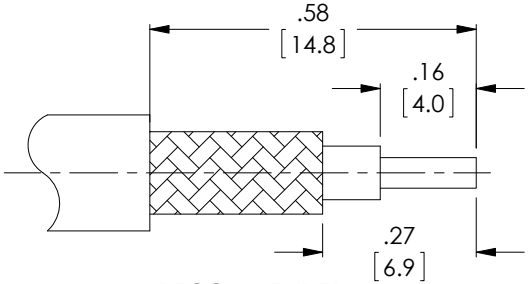


RECOMMENDED
CABLE STRIPPING

**NOTES:**

**ELECTRICAL:**
IMPEDANCE: 50 Ohms
DIELECTRIC WITH STAND VOLTAGE: 1500V RMS
FREQUENCY RANGE: DC ~ 4 GHz
VOLTAGE RATING: 500V PEAK
INSERTION LOSS: .20dB MAX.
CABLE RETENTION: 30 lbs. PULL.

**MISCELLANEOUS:**
COMPONENT SHALL BE INDIVIDUALLY PACKAGED IN ACCORDANCE WITH L-COM SPECIFICATION PS-0031.

ALL DIMENSIONS ARE FOR REFERENCE ONLY

UNLESS OTHERWISE SPECIFIED,
DIMENSIONS ARE IN INCHES [mm]
OVERALL CABLE LENGTH TOLERANCE:
≤12 [305] = +1 [25] / -0
>12 [305] ≤60 [1524] = +2 [51] / -0
>60 [1524] ≤120 [3048] = +4 [102] / -0
>120 [3048] ≤300 [7620] = +6 [152] / -0
>300 [7620] = +5% / -0%
ALL OTHER DIMENSIONAL TOLERANCES:
.X = ± .2
.XX = ± .02
.XXX = ±.005

PROJECTION

| APPROVALS | DATE |
|---|---|
| DRAWN BY A. VAJANYI | 9/9/03 |
| CHECKED BY A. VAJANYI | 9/9/03 |
| APPROVED BY P. PESA | 9/9/03 |

CONFIGURATION DETAILS OF UNDIMENSIONED FEATURES MAY VARY

COLOR VARIATIONS MAY OCCUR

1AB05-073

L-COM Global Connectivity
45 BEECHWOOD DRIVE
NORTH ANDOVER, MA
01845

CATEGORY
COAXIAL

PRODUCT DESCRIPTION
CON,BNC MALE CRIMP LMR195

| SIZE | FSCM NO. | DWG. NO. | REV. |
|---|---|---|---|
| A | 43321 | ABM-1700 | C |

SCALE: NONE | CAD FILE: ABM-1700.SLDDRW | SHEET 1 OF 1