Surface Mount Fuse, 7 x 2 mm, Quick-Acting F, 125 VAC, 125 VDC



UL 248-14 · 125 VAC · 125 VDC · Quick-Acting F

Description
- High breaking capacity
- Directly solderable on printed circuit boards

Standards
- UL 248-14
- CSA C22.2 no. 248.14

Approvals
- UL File Number: E42088
- CSA File Number: 34549

Applications
- Telecom
- Industrial electronic
- Household appliances

References
Packaging Details
Square Footprint Type MKF
Corresponding Fuseholder 231786; 231787

Weblinks
pdf-datasheet, html-datasheet, General Product Information, Approvals, CE declaration of conformity, RoHS, CHINA-RoHS, REACH, e-Shop, SCHURTER-Stock-Check, Distributor-Stock-Check, Detailed request for product

Technical Data

Rated Voltage	63 - 125 VAC, 65 - 125 VDC
Rated current	0.063 - 15 A
Breaking Capacity	300 A
Characteristic	Quick-Acting F
Mounting	PCB,SMT
Admissible Ambient Air Temp.	-55 °C to 125 °C
Climatic Category	55/125/56 acc. to IEC 60068-1
Material: Tube	Ceramic
Material: Endcaps	Tin-Plated Copper Alloy
Unit Weight	0.07 g
Storage Conditions	0 °C to 60 °C, max. 70% r.h.
Product Marking	SI, Rated current

Soldering Methods	Reflow, Wave
Solderability	235 °C / 2 sec acc. to IEC 60068-2-58, Test Td,Fig. 2B (Reflow) // 245 °C / 3 sec (Wave)
Resistance to Soldering Heat	260 °C / 10 sec acc. to IEC 60068-2-58, Test Td

Dimension

7 mm

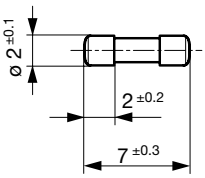

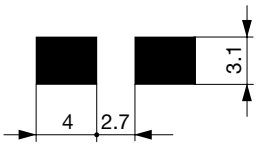

Soldering pads

Pre-Arcing Time

Rated Current In	1.0 x In min.	2.0 x In max.	2.75 x In max.	4.0 x In max.	10.0 x In max.
0.063 A - 0.75 A	4 h	5 s	300 ms	30 ms	5 ms
1 A - 15 A	4 h	10 s	-	60 ms	5 ms

Time-Current-Curves

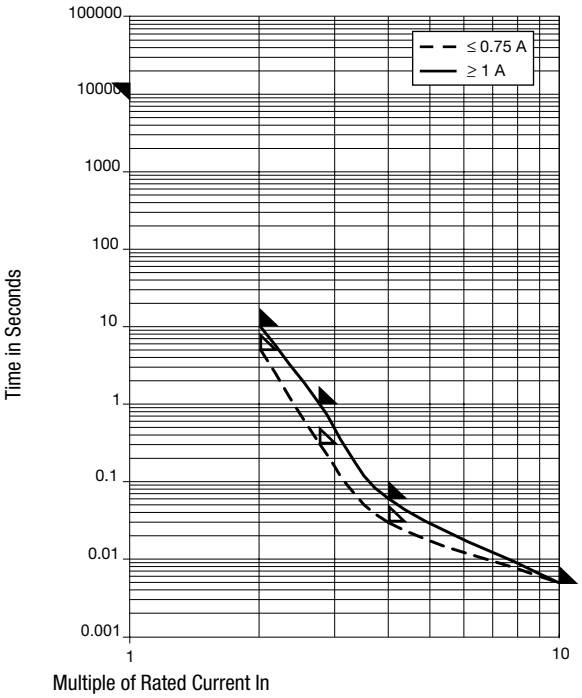

All Variants

Rated Current [A]	Rated Voltage [VAC]	Rated Voltage [VDC]	Breaking Capacity	Voltage Drop 1.0 In typ. [mV]	Power Dissipation 1.0 I_n typ. [mW]	Melting I²t 10.0 Intyp. [A²s]	c UL us	Order Number
0.063	125	125	1)	590	37	0.00022	●	7010.9750.xx
0.125	125	125	1)	640	80	0.0024	●	7010.9760.xx
0.25	125	125	1)	275	69	0.0061	●	7010.9770.xx
0.375	125	125	1)	215	81	0.012	●	7010.9780.xx
0.5	125	125	1)	205	103	0.046	●	7010.9790.xx
0.75	125	125	1)	190	143	0.09	●	7010.9800.xx
1	125	125	1)	180	180	0.11	●	7010.9810.xx
1.5	125	125	1)	185	278	0.25	●	7010.9820.xx
2	125	125	1)	160	320	0.72	●	7010.9830.xx
2.5	125	125	1)	160	400	0.91	●	7010.9840.xx
3	125	125	1)	155	465	1.3	●	7010.9850.xx
3.5	125	125	1)	145	510	1.7	●	7010.9860.xx
4	125	125	1)	140	560	2.6	●	7010.9870.xx
5	63	125	2)	125	625	4	●	7010.9880.xx
7	63	125	2)	120	840	8.5	●	7010.9890.xx
10	65	65	3)	110	1100	31	●	7010.9892.xx
12	65	65	3)	115	1380	48	●	7010.9894.xx
15	65	65	3)	105	1575	92	●	7010.9896.xx

Most Popular.

Availability for all products can be searched real-time:http://www.schurter.com/en/Stock-Check/Stock-Check-SCHURTER

1) 300 A @ 125 VAC , p.f. ≥ 0.95 / 300 A @ 125 VDC

2) 300 A @ 63 VAC , p.f. ≥ 0.95 / 300 A @ 125 VDC

3) 300 A @ 65 VAC , p.f. ≥ 0.95 / 300 A @ 65 VDC

Packaging Unit .xx = .63 Plastic Bag (100 pcs.)
.xx = .57 Blister Tape 18 cm Reel (1500 pcs.)

25.03.2015

The specifications, descriptions and illustrations indicated in this document are based on current information. All content is subject to modifications and amendments. Information furnished is believed to be accurate and reliable. However, users should independently evaluate the suitability and test each product selected for their own applications.