

DIRIS B-30

Wireless power monitoring devices

Configuration with EasyConfig, see page 618.



DIRIS B-30
Radio frequency (wireless)



DIRIS B-30
RS485

Function

The **DIRIS B-30** is a power monitoring device in a modular format that communicates wirelessly or via RS485. The 4 RJ12 independent current inputs of the device allow it to manage several types and number of circuits: for example, 4 single-phase loads or 1 three-phase load + 1 single-phase load.

The DIRIS B-30 is connected to current sensors(1) (RJ12 connection) that are suitable for all types of installation: solid TE, split-core TR, and flexible TF current sensors.

(1) See page 522.

Advantages

Plug & Play

A rapid RJ12 connection makes wiring easy and reliable and prevents wiring errors. Automatically addressing and configuring the product (communication address, load type, type and ratio of current sensor) allow you to simplify implementation and to save time.

Class 0.5 in accordance with IEC 61557-12

- Class 0.2 for the meter alone.
- Class 0.5 from 2% to 120% of nominal current for the global measurement chain (associated with TE/TF current sensors).

Multi-circuit

- 4 current measurement inputs allow you to configure multiple circuits in order to optimise the number of measurement devices per installation.

Communication

- The DIRIS B-30 can be connected to:
  - a remote DIRIS D-30 screen for displaying measurement and metering data.
  - a DIRIS G(1) gateway for centralisation and communication of data wirelessly or via RS485 and Ethernet.
  - optional modules to communicate in BACnet IP, BACnet MSTP and PROFIBUS DP protocol. Digital or analogue input/ output modules can also be connected.

(1) See page 604.

The solution for

- Industry
- Building
- Infrastructure
- Local authority



Strong points

- Plug & Play
- Global accuracy class 0.5 in accordance with IEC 61557-12
- Multi-circuit
- Communication

Conformity to standards

- IEC 61557-12
- EN 50160
- ISO 14025
- UL(1)

PEP ecoPASSPORT®

(1) Please contact us.

Selection guide

DIRIS B-30	
DIRIS B-30 RS	RS485 MODBUS communication
DIRIS B-30 RF	Wireless RF communication
Optional modules	
DIRIS O-iod	2 digital inputs / 2 digital outputs
DIRIS O-ioa	2 analogue inputs / 2 analogue outputs
DIRIS O-it	3 temperature inputs
DIRIS O-m	Additional RS485 communication
DIRIS O-p	PROFIBUS communication
DIRIS O-b/ip	BACnet IP communication
DIRIS O-b/mstp	BACnet MSTP communication

Functions

Multi-measurement
- Currents
  - I1, I2, I3, In, Isystem
- Voltages & frequency
  - V1, V2, V3, VN, Vsystem, U12, U23, U31, Usystem, f
- Power
  - P1, P2, P3, ΣP, Q1, Q2, Q3, ΣQ, S1, S2, S3, ΣS
  - Predictive power ΣP, ΣQ, ΣS
- Power factor
  - PF1, PF2, PF3, ΣPF
- Cos φ & tanφ
  - Instantaneous values per phase

Metering
- Active energy: +/- kWh
- Reactive energy: +/- kvarh
- Apparent energy: kVAh
- Multi-tariff (8 max.)

Quality
- Voltage Unbalance
  - Vdir, Vinv, Vhom, Udir, Uinv, Unba, Vnba, Vnb, Unb
- Current unbalance
  - Idir, Iinv, Ihom, Inba, Inb
- Total harmonic distortion
  - Currents THDi1, THDi2, THDi3,THDiN
  - Phase-to-neutral voltage THDv1, THDv2, THDv3
  - Phase-to-phase voltage THDu12, THDu23, THDu31
- Individual harmonics up to rank 63
  - Currents: I1h, I2h, I3h, INh
  - Phase-to-neutral voltage: V1h, V2h, V3h
  - Phase-to-phase voltage: U12h, U23h, U31h
- Active (according to EN 50160)
  - Dips, interruptions, swells

Load curves and history logs (130 days max.)
- Active, reactive and apparent power
- Currents, voltages and frequency

Alarms
- Alarms for all electrical values, events and input status changes, possibility of boolean combination

Communication
- DIRIS B-30 RF: Radio frequency Communication (wireless)
- DIRIS B-30 RS: RS485 Modbus,
- Optional modules: RS485, BACnet IP, BACnet MSTP, PROFIBUS DPV1

Inputs
- 2 digital inputs
  - Supply by the DIRIS B-30 or external supply
  - Function: logic status, circuit breaker status, pulse meter or synchronisation pulse

socomec Innovative Power Solutions

DIRIS B-30 display

DIRIS D-30

diris-d_001_a_1_cat



Dimensions

diris-dw_037_b_1_x_cat

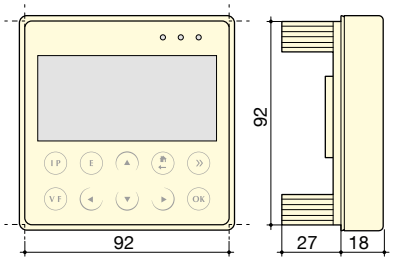

Connection

diris-d_004_a_1_x_cat

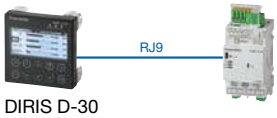

Optional modules

DIRIS O

diris-b_031_a



Optional module ***DIRIS B-30***



Optional modules (4 max.)*

- Digital inputs/outputs
- Analogue inputs/outputs
- Temperature inputs
- Communication protocols

** maximum 4 optional modules with maximum 1 temperature module and 1 communication module (Modbus, PROFIBUS, BACnet IP or BACnet MSTP).*

diris-o_019_a



DIRIS O-iod

- 2 digital inputs centralises the metering pulses or the input status changes of the auxiliary contacts.
- 2 digital outputs can be connected to configurable alarms warning of exceeded thresholds (power, current, etc.) or can be piloted remotely.

diris-o_018_a



DIRIS O-ioa

- 2 inputs (4-20 mA) centralise analogue sensors (pressure, humidity, temperature, etc.)
- 2 outputs (4-20 mA) report the measurements (power, currents, etc.) to PLCs.

diris-o_020_a



DIRIS O-it

- 3 temperature inputs to be connected to PT100 or PT1000 sensors.
- Ambient air temperature:

diris-o_024_a



DIRIS O-m

- Provides a second RS485 Modbus communication port to the DIRIS B-30 for simultaneous sending of information via RS485 to two supervision stations.

diris-o_023_a



DIRIS O-p

- Adds a PROFIBUS DPV1 communication port to the DIRIS B-30.

diris-o_022_a



DIRIS O-b/ip

- Adds a BACnet IP communication port to the DIRIS B-30.

diris-o_021_a



DIRIS O-b/mstp

- Adds a BACnet MSTP communication port to the DIRIS B-30.

Accessories

Remote radio antenna

- Mounted outside the enclosure of the DIRIS B-30 monitoring device to increase the transmission distance.

DIRIS B-30 sealing cover

- Prevents access to the cabling of the monitoring device.

USB configuration cable (2 m)

- Advanced configuration of DIRIS B-30 gateways can be achieved using the EASY CONFIG software via Ethernet or direct USB connection.

DIRIS B-30 terminals

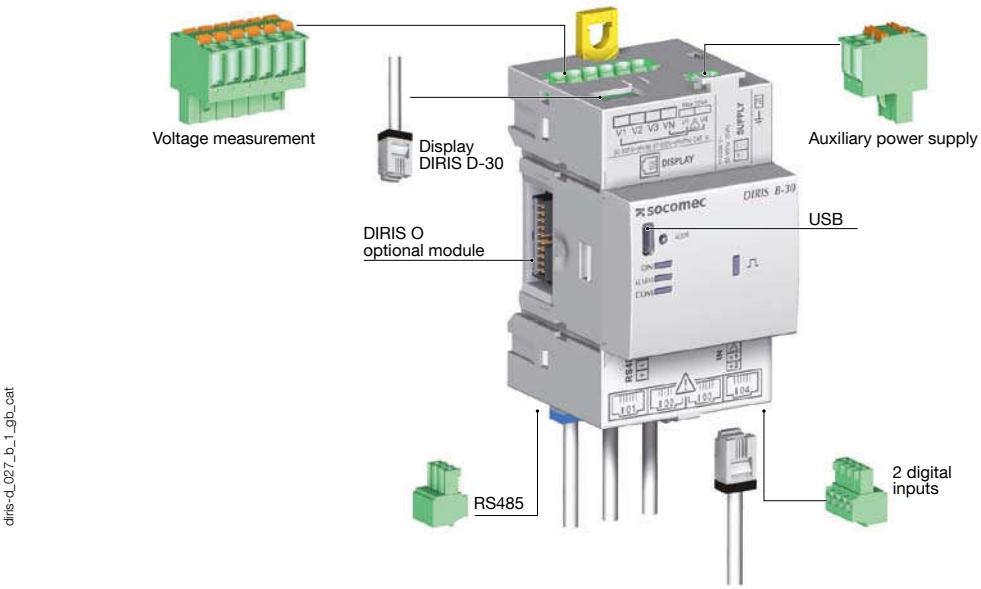

Current measurement

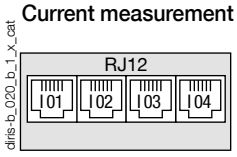

Voltage measurement and auxiliary power supply

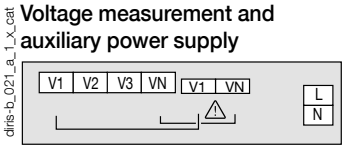

Self supply

Easy connection of the power supply from the measurement terminal (specific terminals)

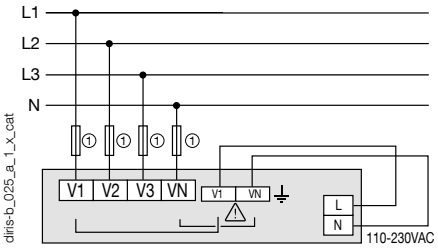

1. Fuses 0.5 A gG / 0.5 A class CC.

Separate power supply

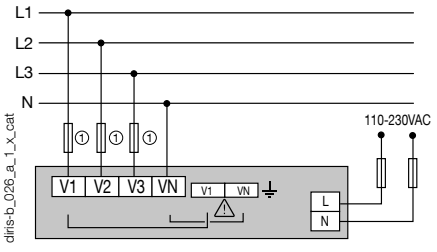

1. Fuses 0.5 A gG / 0.5 A class CC.

2 inputs supplied by the product

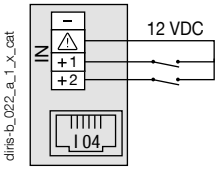

2 inputs with external power supply

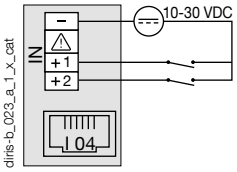

RS485

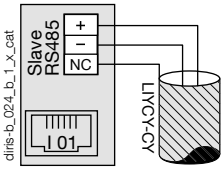

RJ9 for DIRIS D-30

(self-supply and data)

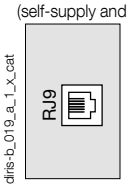

Terminals of optional DIRIS O modules

Optional module power supply

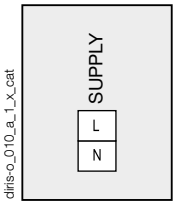

DIRIS O-iod

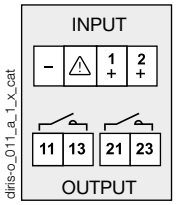

DIRIS O-ioa

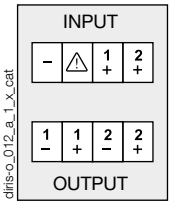

DIRIS O-it

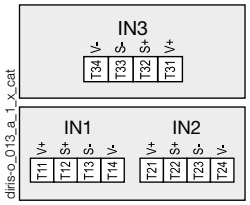

DIRIS O-m RS485

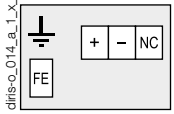

DIRIS O-p

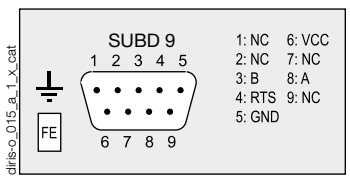

DIRIS O-b/ip

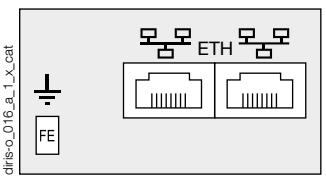

DIRIS O-b/mstp

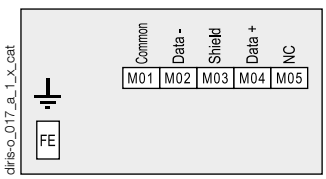

Connections

Associated current sensors

Various types of current sensors can be connected to the DIRIS Digiware: Solid TE , split-core TR , flexible TF current sensors. This range of sensors can be adapted to all types of new or existing installations. A rapid RJ12 connection makes wiring easy and reliable and prevents wiring errors. The DIRIS B-30 automatically recognises the sensor size and type. This guarantees the overall accuracy of the DIRIS B-30 + current sensor measurement chain.

For more information: see page 522.

TE solid current sensors



TR Split-core current sensors

TF Flexible current sensors



TE / TR / TF current sensors



Network and connection examples

Three phase + neutral

3P+N - 4CTs (measurement for 1 three-phase load + Neutral)

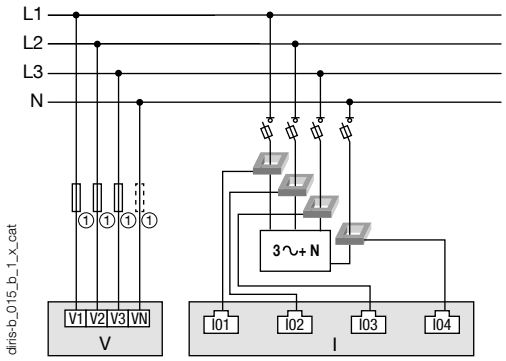

Three-phase

3P - 2CTs (2 three-phase loads without neutral)

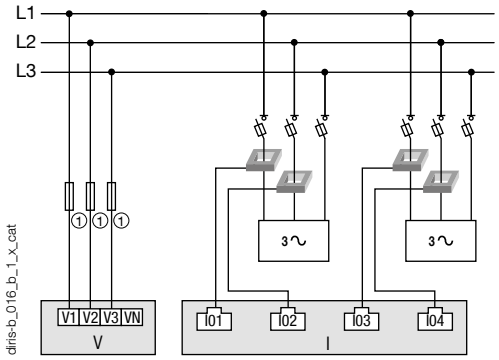

Three-phase

3P+N - 3CTs & 1P+N - 1CT (1 three-phase load & 1 single-phase load)

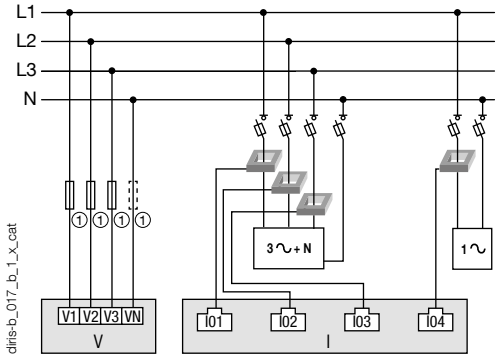

Single-phase

1P+N-1CT (4 single-phase loads)

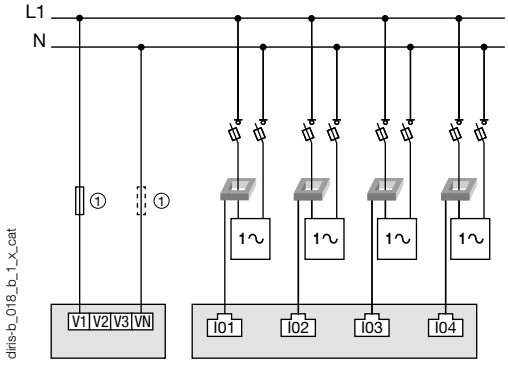

1. Fuses 0.5 A gG / 0.5 A class CC.
In case of self-supply, a fuse must be added on the neutral.

CT: Current sensors 3~ Load

Dimensions (mm)

DIRIS B-30

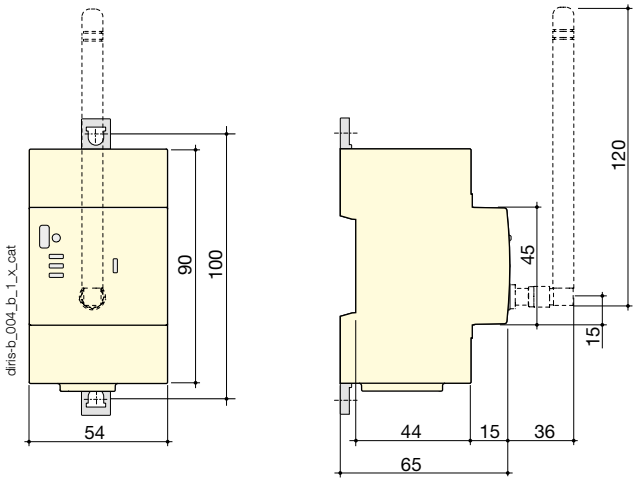

DIRIS O optional modules

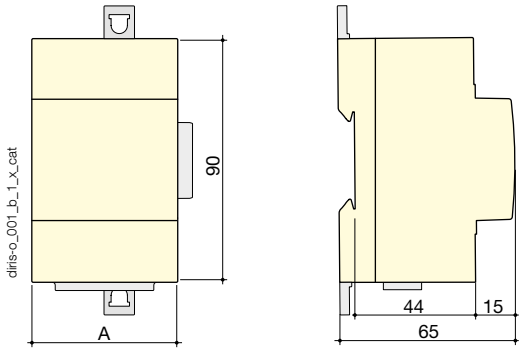

DIRIS O optional modules	A
DIRIS O-iod - DIRIS O-ioa - DIRIS O-it	45 mm
DIRIS O-m - DIRIS O-p - DIRIS O-b/ip - DIRIS O-b/mstp	54 mm

Communication architecture

Example of communication architecture with DIRIS G gateway and WEBVIEW embedded WEB server

For more information about DIRIS G, see page 604.

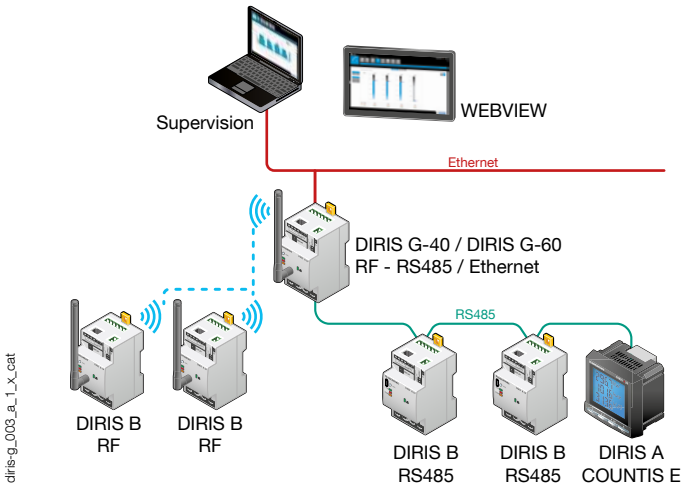

References

DIRIS B-30 monitoring devices		Reference
DIRIS B-30	RS485 - Modbus - 230VAC	4829 **0000**
DIRIS B-30	RF - Modbus - 230 VAC	4829 **0002**

DIRIS O optional modules		Reference
DIRIS O-iod	2 digital inputs / 2 digital outputs	4829 **0030**
DIRIS O-ioa	2 analogue inputs/2 analogue outputs 4-20 mA	4829 **0031**
DIRIS O-it	3 temperature inputs PT 100 / PT 1000	4829 **0032**
DIRIS O-m	RS485 Modbus communication	4829 **0033**
DIRIS O-p	PROFIBUS communication	4829 **0034**
DIRIS O-b/ip	BACnet IP communication	4829 **0035**
DIRIS O-b/mstp	BACnet MSTP communication	4829 **0036**

Accessories	Reference
DIRIS D-30 - Single-point display	4829 **0200**
RJ9 cable for DIRIS D-30 display - 1.5 m	4829 **0280**
RJ9 cable for DIRIS D-30 display - 3 m	4829 **0281**
Wireless remote antenna, 868 MHz - 210 mm height	4854 **0126**
Cable for remote antenna - SMA connector - 3 meter length	4854 **0127**
DIRIS B-30 sealing cover for I/O terminals	4829 **0049**
USB configuration cable	4829 **0050**

DIRIS B-30 characteristics

Electrical characteristics

Auxiliary power supply	
AC voltage	110-230VAC ±15 % (Ph/N ou Ph/Ph) Cat III
Frequency	50/60 Hz
Consumption	< 2VA without display < 6VA with display
Connection	Removable spring-cage terminal, 2 x 2 positions, 0.5 … 2.5 mm² solid cable or 0.25 … 1.5 mm² stranded cable with ferrule

Measurement characteristics

Energy and power measurement	
Accuracy Active energy and active power	Class 0.2 DIRIS B-30 alone Class 0.5 with TE or TF current sensors Class 1 with TR current sensors
Reactive energy accuracy	Class 2 with TE, TR or TF current sensors
Power factor measurement	
Accuracy	Class 0.5 with TE or TF current sensors Class 1 with TR current sensors
Voltage measurement	
Network characteristics measured	50-300VAC (Ph/N) - 87-520VAC (Ph/Ph) - CAT III
Frequency range	45 … 65Hz
Frequency accuracy	Class 0.02
Network type	Single-phase / Two-phase / Two-phase with neutral / Three-phase / Three-phase with neutral
Measurement by voltage transformer	Primary: 400 000 VAC Secondary: 60, 100, 110, 173, 190 VAC
Input consumption	≤ 0.1 VA
Permanent overload	300VAC Ph/N
Voltage measurement accuracy	Class 0.2
Connection	Removable spring-cage terminal, 2 x 6 positions, 0.5 … 2.5 mm² solid cable or 0.25 … 1.5 mm² stranded cable with ferrule
Current measurement	
Number of current inputs	4
Associated current sensors	Solid TE , split-core TR , flexible TF current sensors
Accuracy	Class 0.2 DIRIS B-30 alone Class 0.5 with TE or TF current sensors Class 1 with TR current sensors
Connection	RJ12 connectors with specific SOCOMEC cable

Input characteristics

Number	2
Type / Power supply	Optocoupler internal polarisation (12 VDC ± 10 %) or external polarisation (10-30 VDC ± 10%)
Input function	Logic status, pulse meter or synchronisation pulse status (input 1)

Communication characteristics

DIRIS B-30 RS485	
Link	RS485
Connection type	2 … 3 half duplex wires
Protocol	Modbus RTU
Speed	1200 … 115200 bauds
USB	DIRIS B-30 RS485 configuration
DIRIS B-30 RF	
Link	Wireless radio frequency
Frequency band	868 MHz (low frequency: 868.1 MHz and high frequency: 869.5875 MHz)
Speed	38400 bauds
USB	DIRIS B-30 RF configuration

Environment characteristics

Operating temperature	-10 … +70 °C
Storage temperature	-25 … +85 °C
Operating humidity	55 °C / 97% relative humidity
Operating altitude	2000 m
Vibration	1G from 10 Hz to 100Hz

DIRIS D-30 display characteristics

Mechanical characteristics	
Screen type	Capacitive touch-screen technology, 10 keys
Screen resolution	350 x 160 pixels
Single product connection	
RJ9	Self-supply and data
Micro-USB	Updating
Degree of protection	IP65 (front face)
Environment	
Storage temperature (°C)	-20 ... +70°C
Operating temperature (°C)	-20 ... +70°C
Humidity	95 % to 40°C
Installation category	CAT III
Degree of pollution	2

DIRIS O optional modules characteristics

Power supply(1)	
AC voltage	110-230 VAC ±15 %
Frequency	50/60 Hz

(1) No power supply on DIRIS O-it.

DIRIS O-iod - 2 digital inputs/2 digital outputs	
Number of inputs	2 per optional modules - max. 4 optional modules
Type	Optocoupler internal polarisation (12 VDC ± 10 %) or external polarisation (10-30 VDC ± 10%)
Function	Logic status or pulse meter
Number of outputs	2 per optional modules - max. 4 optional modules
Type	Relay / 230VAC ±15 % - 1 A
Function	Configurable alarm (current, power,…) on threshold overruns or remote controlled status
Inputs/Outputs connection	Removable screw terminal, 4 positions, 0.14 to 1.5 mm² stranded or solid cable
DIRIS O-ioa - 2 analogue inputs/2 analogue outputs	
Number of inputs	2 per optional modules - max. 4 optional modules
Type	4-20 mA
Function	Connection of analogue sensors (pressure, humidity, temperature…)
Number of outputs	2 per optional modules - max. 4 optional modules
Type	4-20 mA
Function	Transmission of measurement image (current, power…) to PLCs
DIRIS O-it - 3 temperature inputs	
Number of inputs	3 external inputs + 1 measurement for ambient temperature
Dynamic	-20 °C to 150 °C
Type	PT100 or PT1000
Function inputs 1, 2 and 3	Temperature measurement
DIRIS O-m - RS485 communication	
Link	RS485 2 … 3 half duplex wires
Protocol	Modbus RTU
Speed	1200 … 115200 bauds
Connection	Removable screw terminal, 3 positions, 0.14 to 1.5 mm² stranded or solid cable
DIRIS O-p - PROFIBUS communication	
Protocol	PROFIBUS DPV1
DIRIS O-b/ip - BACnet IP communication	
Protocol	BACnet IP
Speed	10 … 100 Mbit/s
DIRIS O-b/mstp - BACnet MSTP communication	
Protocol	BACnet MSTP
Speed	9600 … 76800 bauds