Separate units ø 22: Heads

IP 66
To be combined with a clip and electrical blocks (p. 48)
Equipped with a locking ring
Plastic black bezel
Conform to IEC 60947-5-1

Characteristics (p. 94)
Cross reference list (p. 311)

► EN 418/ISO 13850 EMERGENCY STOP - NON ILLUMINATED (CONTINUED)

Ø 40 EN 418/ISO 13850 - STAY-PUT — Push-pull to reset



L22DR01

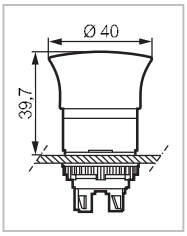

Head position visible from the side with yellow collar
Compliant with the requirements of emergency stop:
IEC 60947-5-5 /EN 418/ISO 13850

● Red — **L22DR01**

Ø 40 EN 418/ISO 13850 - STAY-PUT — Push-turn to reset



L22ER01

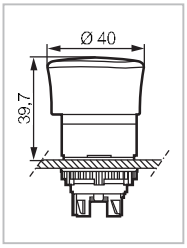

Head position visible from the side with yellow collar
Compliant with the requirements of emergency stop:
IEC 60947-5-5 /EN 418/ISO 13850

● Red — **L22ER01**

Ø 40 EN 418/ISO 13850 - STAY-PUT — Key to reset



L22GR01

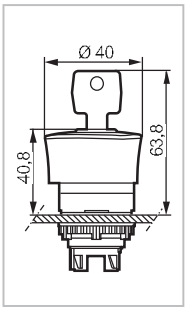

Supplied with 2 keys profile n° 455
Head position visible from the side with yellow collar
Compliant with the requirements of emergency stop:
IEC 60947-5-5 /EN 418/ISO 13850

● Red — **L22GR01**

Ø 54 EN 418/ISO 13850 - STAY-PUT — Push-pull to reset with flag indicator



L22DU01

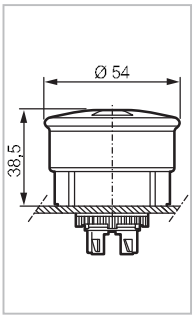

Double position indicator: head and collar
Compliant with the requirements of emergency stop:
IEC 60947-5-5 /EN 418/ISO 13850

● Red - engraving O- I — **L22DU01A**
● Red - engraving STOP - I — **L22DU01**