
STAUFF

A

	Introduction	**14**
	Information on the Pressure Equipment Directive	**15**
	Accessories for Pressure Gauges	**15**
	Pressure Gauges	**16 - 21**
	**Analogue Pressure Gauge** SPG	**16**
	**Analogue Pressure Test Kit** SMB-20 / SMB-15	**18**
	**Digital Pressure Gauge** SPG-DIGI / SPG-DIGI-USB	**20**
	**Digital Pressure Test Kit** SMB-DIGI / SMB-DIGI-USB	**21**

Pressure Gauges (analogue/digital) and Accessories

A



Measuring pressure on equipment is indispensable for monitoring and ensuring the smooth functioning and operating safety of these systems.

STAUFF offers a variety of simple pressure measuring devices for liquid and gaseous media. These pressure gauges can be used as both stationary or portable devices. STAUFF addresses the very extensive width of possible system pressures and the strict requirements for precision with a variety of pressure gauge types with different measuring ranges.

The glycerine filled gauge range is available with various connection ports to fit many different installation needs. The pressure gauges can be purchased alone or in a test kit. The kits can be supplied with gauges with different pressure ranges and adaptors to satisfy any requirement.

The analog pressure gauges are primarily designed for permanent installations. STAUFF also offers a digital line for analytical troubleshooting.

These digital pressure gauges are also available as a pressure test kit and also make it possible to perform the many different measurement tasks with the help of adaptors and the measuring hose. An important advantage is the possibility to measure pressure peaks with the device, to save them short term and to display them in the display as MIN and MAX values.

In addtion to the individual products, the STAUFF measuring devices are also available as kit.

Information on the Pressure Equipment Directive (PED) 97/23/EC
Pressure Equipment Directive (PED)

Our pressure gauges (SPG) conform to the European Standard EN 837-1 and are manufactured and tested according to appropriate requirements. Pressure gauges with a full scale value between 0,5 bar and 200 bar / 7.25 PSI and 2900 PSI come under „Good Engineering Practice“ and must not carry a CE mark (section 3, paragraph 3).

Pressure gauges (SPG) with a full scale value of less than 0,5 bar / 7.25 PSI and loose diaphragm sealings do not come under the PED and must not carry a CE mark. Our pressure gauges (SPG) with a full scale value of > 200 bar / 2900 PSI receive a CE mark according to the conformity procedure.

The CE mark is attached to the outside of the housing (type designation plate).
We are not authorised to CE mark pressure gauges without a company name or a company logo.

Pressure Gauges ▪ Accessories



Single Station Gauge Isolator Valve
(see Catalogue 6 - STAUFF Valves)



Multi Station Gauge Isolator Valve
(see Catalogue 6 - STAUFF Valves)



Gauge Isolator Needle Valves
(see Catalogue 6 - STAUFF Valves)



Test Hoses - Gauge Adaptor
(see Catalogue 7 - STAUFF Test)



Gauge Adaptor
(see Catalogue 7 - STAUFF Test)



Direct Gauge Adaptor
(see Catalogue 7 - STAUFF Test)



Adjustable Gauge Fitting
(see Catalogue 7 - STAUFF Test)

A

Pressure Gauge (analogue) ▪ Type SPG



Pressure Gauge (Analogue) Type SPG (Stem Mounting)



Pressure Gauge (Analogue) Type SPG (Panel Mounting)

Product Description

Area of Application

- Mechanical pressure measurement

Features

- Suitable for hydraulic oil and gaseous media compatible with copper based alloys
- Available in nominal sizes 63 and 100 mm / 2.5 and 4 in
- Thread form: for BSP (G1/4 and G1/2), NPT (1/4 NPT and 1/2 NPT), SAE (7/16–20 UNF)
- Stainless Steel (1.4301) housing
- Acrylic sight glass
- Glycerine filled
- Standard dual scales with pressure indication in bar and PSI
- U-bolt or flange mounting kit on request

Note: Please contact STAUFF before you use SPG with other media.

Options

- Protective rubber cap
- Additional scale readings including personilisation
- U-bolt and flange mounting kits are available separately as spare parts

Technical Data

- Pressure gauge according to EN 837-1
- Subject to technical modifications

Accuracies

SPG-063:	1.6 (± 1.6 % FS* as per EN 837-1)
SPG-100:	1.0 (± 1.0 % FS* as per EN 837-1)

Note: Accuracy data according to EN 837-1, vertical adjustment position

Permissible Temperatures

▪ Ambient:	-20 °C ... +60 °C / -4 °F ... +140 °F
▪ Media:	max. +60 °C / max. +140 °F

Protection Ratings

▪ IP 65:	for all manometer SPG-100 and SPG-063 > 16 bar / 232 PSI IP 65 protection rating: Dust tight and protected against water jets
▪ IP 54	for all manometer SPG-063 ≤ 16 bar / 232 PSI due to pressure compensation opening IP 54 protection rating: Dust protected and protected against splashing water

For further information see Catalogue 7 - STAUFF Test.

Order Codes

SPG - 063 - 00160 - 01 - P - B04 - U

① ② ③ ④ ⑤ ⑥ ⑦

① Series and Type

Stainless Steel Pressure Gauge	**SPG**

② Size

Ø 63 mm, with G1/4 or 1/4 NPT connection	**063**
Ø 100 mm, with G1/2 or 1/2 NPT connection	**100**

③ Pressure Ranges

Pressure Ranges for style of scale 01 - bar/PSI	Code	Pressure Ranges for style of scale 05 - PSI/bar	Code
-1 ... 1,5 bar / -14.5 ... 21 PSI	**(-00001)-00001.5**	-1,02 ... 0 bar / -30 inHg ... 0 PSI	**30HG30**
-1 ... 3 bar / -14.5 ... 43 PSI	**(-00001)-00003**	-1,02 ... 2,07 bar / -30 inHg ... 30 PSI	**03030**
0 ... 10 bar / 0 ... 145 PSI	**00010**	0 ... 2,07 bar / 0 ... 30 PSI	**00030**
0 ... 16 bar / 0 ... 232 PSI	**00016**	0 ... 4,14 bar / 0 ... 60 PSI	**00060**
0 ... 25 bar / 0 ... 362 PSI	**00025**	0 ... 6,89 bar / 0 ... 100 PSI	**00100**
0 ... 40 bar / 0 ... 580 PSI	**00040**	0 ... 11,03 bar / 0 ... 160 PSI	**00160**
0 ... 60 bar / 0 ... 870 PSI	**00060**	0 ... 13,79 bar / 0 ... 200 PSI	**00200**
0 ... 100 bar / 0 ... 1450 PSI	**00100**	0 ... 20,68 bar / 0 ... 300 PSI	**00300**
0 ... 160 bar / 0 ... 2320 PSI	**00160**	0 ... 34,74 bar / 0 ... 500 PSI	**00500**
0 ... 250 bar / 0 ... 3625 PSI	**00250**	0 ... 41,37 bar / 0 ... 600 PSI	**00600**
0 ... 400 bar / 0 ... 5801 PSI	**00400**	0 ... 68,95 bar / 0 ... 1000 PSI	**01000**
0 ... 600 bar / 0 ... 8702 PSI	**00600**	0 ... 103,42 bar / 0 ... 1500 PSI	**01500**
0 ... 680 bar / 0 ... 9862 PSI	**00680**	0 ... 137,90 bar / 0 ... 2000 PSI	**02000**
0 ... 700 bar / 0 ... 10152 PSI	**00700**	0 ... 206,84 bar / 0 ... 3000 PSI	**03000**
0 ... 1000 bar / 0 ... 14503 PSI	**01000**	0 ... 275,79 bar / 0 ... 4000 PSI	**04000**
		0 ... 344,74 bar / 0 ... 5000 PSI	**05000**
		0 ... 413,69 bar / 0 ... 6000 PSI	**06000**
		0 ... 517,11 bar / 0 ... 7500 PSI	**07500**
		0 ... 689,48 bar / 0 ... 10000 PSI	**10000**

Note: Others on request. Information always refer to the pressure setting of the outside scale.

④ Styles of Scales

bar / PSI (bar outside / PSI inside - standard option Europe)	**01**
bar	**02**
PSI	**03**
PSI / bar (PSI outside / bar inside - standard option North America)	**05**
kPa / PSI (kPa outside / PSI inside)	**10**

Note: Others on request.

⑤ Adaption

Stem mounting	**S**
Panel mounting	**P**

⑥ Process Connection

G1/4 (only SPG-063)	**B04**
G1/2 (only SPG-100)	**B08**
1/4 NPT (only SPG-063)	**N04**
1/2 NPT (only SPG-100)	**N08**
7/16–20 UNF (only SPG-063)	**U04**

Note: Others on request.

⑦ Accessories

No accessory	**(none)**
U-bolt assembly	**U**
Front flange assembly (for panel mount only)	**F**
Rear flange assembly	**R**
U-bolt and front flange assembly (for panel mount only)	**UF**
Protective rubber cap (for stem mount only)	**G**

* FS = Full Scale

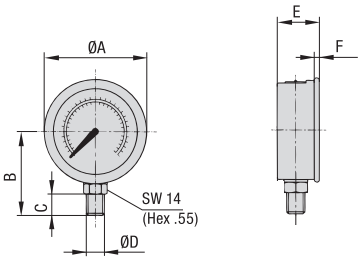

SPG-063 ... S ...

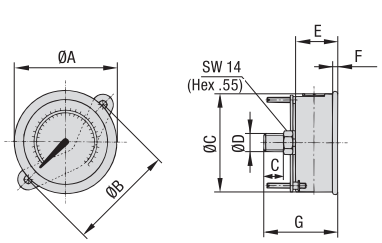

SPG-063 ... P ... U

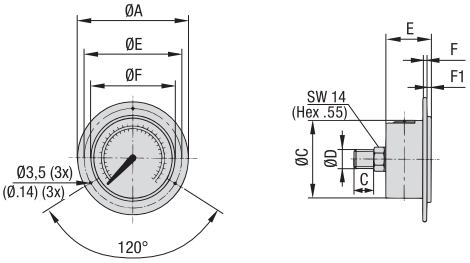

SPG-063 ... P ... F

Dimensions SPG-063

Version	Dimension (mm/in)											
Pressure Gauge	ØA	ØB	ØC	ØD	ØE	ØF	B	C	E	F	F1	G
SPG-063	69	-	-	G1/4	-	-	54	15	32	6,5	-	-
	2.72			1/4 NPT			2.13	.59	1.26	.26		
				7/16–20 UNF								
SPG-063 ... U	69	72	62	G1/4	-	-	-	15	32	6,5	-	56
	2.72	2.83	2.44	1/4 NPT				.59	1.26	.26		2.20
				7/16–20 UNF								
SPG-063 ... F	85	-	62	G1/4	75	68	-	15	32	1	6,5	-
	3.35		2.44	1/4 NPT	2.95	2.68		.59	1.26	.04	.26	
				7/16–20 UNF								

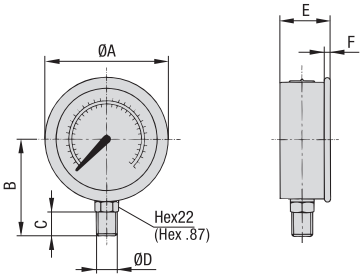

SPG-100 ... S ...

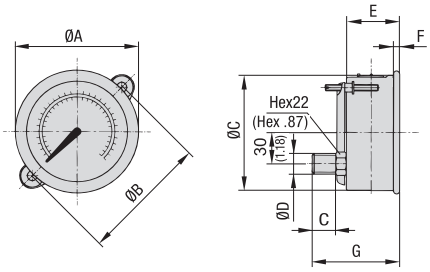

SPG-100 ... P ... U

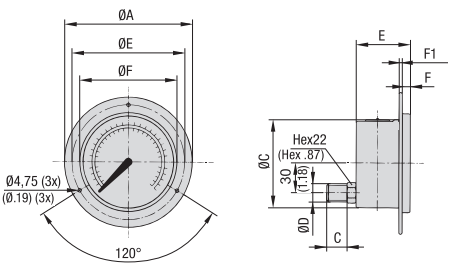

SPG-100 ... P ... F

Dimensions SPG-100

Version	Dimension (mm/in)											
Pressure Gauge	ØA	ØB	ØC	ØD	ØE	ØF	B	C	E	F	F1	G
SPG-100	107	-	-	G1/2	-	-	87	23	48	8	-	-
	4.21			1/2 NPT			3.43	.91	1.89	.31		
SPG-100 ... U	107	107	100	G1/2	-	-	-	23	48	8	-	81,5
	4.21	4.21	3.94	1/2 NPT				.91	1.89	.31		3.21
SPG-100 ... F	132	-	100	G1/2	116	107	-	23	48	8	1,25	-
	5.20		3.94	1/2 NPT	4.57	4.21		.91	1.89	.31	.05	

* FS = Full Scale

Dimensional drawings: All dimensions in mm (in).

Pressure Test Kit (analogue) ▪ Type SMB-20 / SMB-15

A



Pressure test kit (analogue) with SPG-063 (3x)



Pressure test kit (analogue) with SPG-100 (1x)

Product Description

In addition to the individual SPG gauges, the STAUFF Pressure Gauges are also available as part of a pressure test kit.

The SMB Pressure Test Kits are assembled in various versions, in accordance with customer wishes.
All pressure test kits are supplied in a handy case with custom-designed foam inserts.

Custom kits available upon request. Please contact STAUFF.

Please see on page 19 for standard options.

Order Codes

SMB-20 - 1 - xxx/xxx/xxx - W3

① ② ③ ④

① Series and Type

Pressure Test Kit, analogue (STAUFF Test 20)	**SMB-20**
Pressure Test Kit, analogue (STAUFF Test 15)	**SMB-15**

② Number of Pressure Gauges

1 pressure gauge SPG-063	**1**
2 pressure gauges SPG-063	**2**
3 pressure gauges SPG-063	**3**
1 pressure gauge SPG-100	**/100-1**

③ Pressure Ranges

-1 ... 3 bar / -14.5 ... 43 PSI	**(-1)-003**
0 ... 10 bar / 0 ... 145 PSI	**010**
0 ... 16 bar / 0 ... 232 PSI	**016**
0 ... 25 bar / 0 ... 362 PSI	**025**
0 ... 40 bar / 0 ... 580 PSI	**040**
0 ... 60 bar / 0 ... 870 PSI	**060**
0 ... 100 bar / 0 ... 1450 PSI	**100**
0 ... 160 bar / 0 ... 2320 PSI	**160**
0 ... 250 bar / 0 ... 3625 PSI	**250**
0 ... 400 bar / 0 ... 5801 PSI	**400**
0 ... 600 bar / 0 ... 8702 PSI	**600**

Note: Please indicate pressure ranges in bar.
For one pressure gauge please replace xxx.
For two pressure gauges please replace xxx/xxx.
For three pressure gauges please replace xxx/xxx/xxx.

④ Material Surface

Steel, zinc/nickel plated	**W3**

For further information see Catalogue 7 - STAUFF Test.

A

Standard Option for Pressure Test Kits (analogue) ▪ Type SMB-20 / SMB-15

Series	Components	Order Codes	Series	Components	Order Codes
SMB-20-1-xxx-W3	1x Test hose (2000 mm length)	SMS-20-2000-B-W3	SMB-15-1-xxx-W3	1x Test hose (2000 mm length)	SMS-15-2000-B-W3
	1x Pressure gauge Ø 63 mm	SPG-063-xxx-...		1x Pressure gauge Ø 63 mm	SPG-063-xxx-...
	1x Gauge adaptor G1/4	SMA-20-G1/4-B-OR-W3		1x Gauge adaptor G1/4	SMA-15-G1/4-B-OR-W3
	1x Direct gauge adaptor G1/4	SMD-20-G1/4-B-OR-W3		1x Direct gauge adaptor G1/4	SMD-15-G1/4-B-OR-W3
	1x Test coupling G1/4	SMK-20-G1/4-B-C-W3		1x Test coupling G1/4	SMK-15-G1/4-B-B-W3
	1x Test coupling M10 x 1	SMK-20-M10x1-B-A-W3		1x Test coupling M14 x 1,5	SMK-15-M14x1.5-B-B-W3
	1x Thread adaptor G3/8	SRS-20-G3/8-B-W3		1x Thread adaptor G3/8	SRS-15-G3/8-B-W3
	1x Thread adaptor G1/2	SRS-20-G1/2-B-W3		1x Thread adaptor G1/2	SRS-15-G1/2-B-W3
xxx/xxx/xxx = pressure ranges see on page 18 (please indicate pressure ranges in bar) Custom kits available upon request. Please contact STAUFF.					

Series	Components	Order Codes	Series	Components	Order Codes
SMB-20-2-xxx/xxx-W3	1x Test hose (2000 mm length)	SMS-20-2000-B-W3	SMB-15-2-xxx/xxx-W3	1x Test hose (2000 mm length)	SMS-15-2000-B-W3
	2x Pressure gauges Ø 63 mm	SPG-063-xxx-...		2x Pressure gauges Ø 63 mm	SPG-063-xxx-...
	1x Gauge adaptor G1/4	SMA-20-G1/4-B-OR-W3		1x Gauge adaptor G1/4	SMA-15-G1/4-B-OR-W3
	1x Direct gauge adaptor G1/4	SMD-20-G1/4-B-OR-W3		1x Direct gauge adaptor G1/4	SMD-15-G1/4-B-OR-W3
	1x Test coupling G1/4	SMK-20-G1/4-B-C-W3		1x Test coupling G1/4	SMK-15-G1/4-B-B-W3
	1x Test coupling M10 x 1	SMK-20-M10x1-B-A-W3		1x Test coupling M14 x 1,5	SMK-15-M14x1.5-B-B-W3
	1x Thread adaptor G3/8	SRS-20-G3/8-B-W3		1x Thread adaptor G3/8	SRS-15-G3/8-B-W3
	1x Thread adaptor G1/2	SRS-20-G1/2-B-W3		1x Thread adaptor G1/2	SRS-15-G1/2-B-W3
xxx/xxx/xxx = pressure ranges see on page 18 (please indicate pressure ranges in bar) Custom kits available upon request. Please contact STAUFF.					

Series	Components	Order Codes	Series	Components	Order Codes
SMB-20-3-xxx/xxx/xxx-W3	2x Test hoses (2000 mm length)	SMS-20-2000-B-W3	SMB-15-3-xxx/xxx/xxx-W3	2x Test hoses (2000 mm length)	SMS-15-2000-B-W3
	3x Pressure gauges Ø 63 mm	SPG-063-xxx-...		3x Pressure gauges Ø 63 mm	SPG-063-xxx-...
	1x Gauge adaptor G1/4	SMA-20-G1/4-B-OR-W3		1x Gauge adaptor G1/4	SMA-15-G1/4-B-OR-W3
	2x Direct gauge adaptors G1/4	SMD-20-G1/4-B-OR-W3		2x Direct gauge adaptors G1/4	SMD-15-G1/4-B-OR-W3
	3x Test couplings G1/4	SMK-20-G1/4-B-C-W3		3x Test couplings G1/4	SMK-15-G1/4-B-B-W3
	3x Test couplings M10 x 1	SMK-20-M10x1-B-A-W3		3x Test couplings M14 x 1,5	SMK-15-M14x1.5-B-B-W3
	1x Thread adaptor G3/8	SRS-20-G3/8-B-W3		1x Thread adaptor G3/8	SRS-15-G3/8-B-W3
	1x Thread adaptor G1/2	SRS-20-G1/2-B-W3		1x Thread adaptor G1/2	SRS-15-G1/2-B-W3
xxx/xxx/xxx = pressure ranges see on page 18 (please indicate pressure ranges in bar) Custom kits available upon request. Please contact STAUFF.					

Series	Components	Order Codes	Series	Components	Order Codes
SMB-20/100-1-xxx-W3	1x Test hose (2000 mm length)	SMS-20-2000-B-W3	SMB-15/100-1-xxx-W3	1x Test hose (2000 mm length)	SMS-15-2000-B-W3
	1x Pressure gauge Ø 100 mm	SPG-100-xxx-...		1x Pressure gauge Ø 100 mm	SPG-100-xxx-...
	1x Gauge adaptor G1/2	SMA-20-G1/2-B-OR-W3		1x Gauge adaptor G1/2	SMA-15-G1/2-B-OR-W3
	1x Direct gauge adaptor G1/2	SMD-20-G1/2-B-OR-W3		1x Direct gauge adaptor G1/2	SMD-15-G1/2-B-OR-W3
	1x Test coupling G1/2	SMK-20-G1/2-B-C-W3		1x Test coupling G1/4	SMK-15-G1/4-B-B-W3
	1x Test coupling M10 x 1	SMK-20-M10x1-B-A-W3		1x Test coupling M14 x 1,5	SMK-15-M14x1.5-B-B-W3
	1x Thread adaptor G3/8	SRS-20-G3/8-B-W3		1x Thread adaptor G3/8	SRS-15-G3/8-B-W3
	1x Thread adaptor G1/2	SRS-20-G1/2-B-W3		1x Thread adaptor G1/2	SRS-15-G1/2-B-W3
xxx/xxx/xxx = pressure ranges see on page 18 (please indicate pressure ranges in bar) Custom kits available upon request. Please contact STAUFF.					

Accessories (Connection Adaptors)

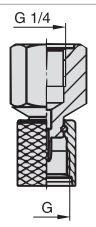

SDA adaptor
Connects the pressure gauge to a test coupling



SAD adaptor
Only in conjunction with the SDA-20-G1/4-W3 adaptor, connects to other test coupling sizes

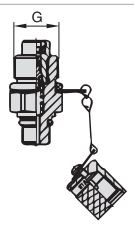

Test coupling
STAUFF Test or comparable

Adaptor	Adaption from	to Dimension G
SDA-20-G1/4-W3	G1/4	M16 x 2
SDA-15-G1/4-W3	G1/4	M16 x 1,5
SDA-12-G1/4-W3	G1/4	S12,65 x 1,5
SAD-20/15-B-W3	M16 x 2	M16 x 1,5
SAD-20/12-B-W3	M16 x 2	S12,65 x 1,5
SAD-20/10-B-W3	M16 x 2	Plug-in system

Other adaptors are available.

A

Digital Pressure Gauge ▪ Type SPG-DIGI / SPG-DIGI-USB (Data Logger)

With Data Logger and USB Interface



SPG-DIGI



SPG-DIGI-USB

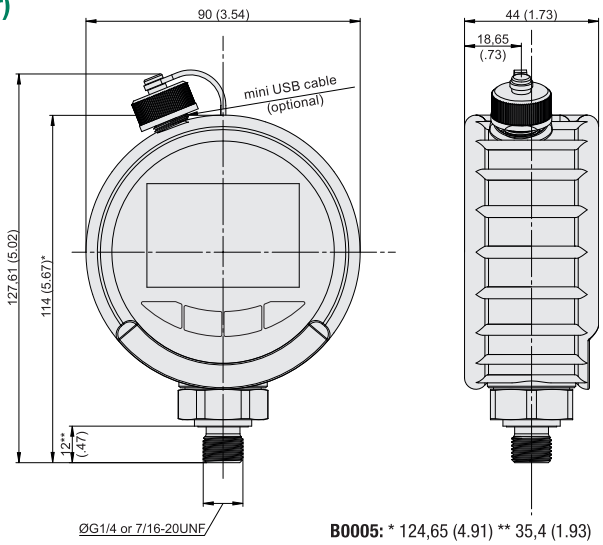

B0005: * 124,65 (4.91) ** 35,4 (1.93)

Product Description

The STAUFF SPG-DIGI digital pressure gauges are designed for digital measurement and display of pressure in hydraulic systems, especially for oils, lubricants and water. Current measured values as well as min and max values can be displayed with a precision of 0.5% of the full scale value.

The SPG-DIGI is optionally available in the USB version, equipped with an internal data memory. A measurement started on the measuring device is automatically stored in the internal data memory in the universal .csv file format. The measurement data can then be transferred to the PC using the supplied mini USB cable. The device shows up on the PC as a USB data storage medium, so that no additional software is required for transferring the data. This allows easy export of the data, e.g. into Microsoft Excel®.

The measurement data are stored in the internal memory with a resolution of up to 100 ms for short measurements and a pressure peak monitoring of 10 ms. Up to ten measurement series can be stored in the device. The maximum measurement duration for each measurement is 24 h.

The STAUFF SPG-DIGI digital pressure gauges are available individually or as part of a complete pressure test kit. They are very robust, reliable, easy to operate and bear a CE mark.

Features

- Bar graph display (drag pointer)
- Backlit display
- Zero point correction
- Battery status indicator
- Gauge ability to swivel 360°

Technical Data (for SPG-DIGI-USB)

- Internal memory: 10 measurement series
- Measurement data lengths: max. 24 h
- Memory interval: up to 100 ms (increases with duration of measurement)
- Pressure peak detection min/max: 10 ms
- Date type: Date / time / pressure value / min. pressure / max. pressure
- Data format: CSV

A USB connecting cable is supplied as a standard.

Order Codes

SPG-DIGI - **B0016** - **B** - **CAL**

① ② ③ ④

① Series and Type

Digital Pressure Gauge	**SPG-DIGI**
Digital Pressure Gauge USB	**SPG-DIGI-USB**

② Pressure Ranges

-1 ... 5 bar / -14.5 ... 72 PSI	**B0005**
-1 ... 16 bar / -14.5 ... 232 PSI	**B0016**
0 ... 100 bar / 0 ... 1450 PSI	**B0100**
0 ... 400 bar / 0 ... 5801 PSI	**B0400**
0 ... 600 bar / 0 ... 8702 PSI	**B0600**
0 ... 1000 bar / 0 ... 14504 PSI	**B1000**

③ Process Connection

G1/4	**B**
7/16–20 UNF	**U**

④ Calibration

without calibration certificate	**(none)**
with calibration certificate	**CAL**

Pressure Ranges

Version	Pressure Range (bar/PSI)	Maximum Pressure (bar/PSI)	Burst Pressure (bar/PSI)
B0005	-1 ... 5	30	50
	-14.5 ... 72	435	725
B0016	-1 ... 16	32	160
	-14.5 ... 232	464	2321
B0100	0 ... 100	200	800
	0 ... 1450	2900	11603
B0400	0 ... 400	800	1700
	0 ... 5801	11603	24656
B0600	0 ... 600	1200	2400
	0 ... 8702	17404	31908
B1000	0 ... 1000	1500	2500
	0 ... 14504	21756	36259

Technical Data

Materials
- Housing made of die-cast Zinc with TPE
- Wetted parts: Stainless Steel 1.4404, NBR (Buna-N®), ceramics
- Seals: NBR (Buna-N®)
  FKM (Viton®) or EPDM on request

Weight
- Max. weight: 360 g / .79 lbs

Display
- Text display 4 1/2 digits
- Size: 50 x 34 mm / 1.97 x 1.34 in
- Actual value display: 15 mm / .59 in
- MIN/MAX or FS* display: 8 mm / .31 in
- Units: bar, PSI, Mpa (not for 5 bar and 16 bar), kPa (not for 1000 bar), mbar (only for 5 bar and 16 bar)
- Pressure peak measurement with 10 ms sampling rate
  Illuminated measured value display

Accuracy
- ±0.25% FS* typ. / ±0.5% FS* max.

Permissible Temperature ranges
- Ambient temp.: -10 °C ... +50 °C / +14 °F ... +122 °F
- Media temp.: -20 °C ... +80 °C / -4 °F ... +176 °F
- Storage temp.: -20 °C ... +60 °C / -4 °F ... +140 °F
- Relative humidity: < 85%
- Battery life: SPG-DIGI: max. 600 hours
  SPG-DIGI-USB: max. 1500 hours
  (operation without illumination, 2 x 1.5 V DC AA (LR6-AA) alkaline)

Process Connections
- G1/4 or 7/16–20 UNF, Stainless Steel 1.4404
- Vibration: IEC 60068-2-6 / 10 ... 500 Hz / 5 g
- Shock: IEC 60068-2-27 / 11 ms / 25 g
- Load change (10^6): 100

Protection Rating
- IP 65:
  Dust-tight and protected against water jets
  (SPG-DIGI-USB: IP65 only with cover installed)

* FS = Full Scale

Pressure Test Kit (digital) ▪ Type SMB-DIGI



Digital Pressure Test Kit (SPG-DIGI-USB)

Order Codes

SMB-DIGI - **20** - **B0016** - **B** - **CAL**

① ② ③ ④ ⑤

① Series and Type

Pressure Test Kit with SPG-DIGI	**SMB-DIGI**
Pressure Test Kit with SPG-DIGI-USB	**SMB-DIGI-USB**

② Adaptor Version

Adapts to STAUFF Test 20 (M16 x 2)	**20**

③ Pressure Ranges

-1 ... 5 bar / -14.5 ... 72 PSI	**B0005**
-1 ... 16 bar / -14.5 ... 232 PSI	**B0016**
0 ... 100 bar / 0 ... 1450 PSI	**B0100**
0 ... 400 bar / 0 ... 5801 PSI	**B0400**
0 ... 600 bar / 0 ... 8702 PSI	**B0600**

④ Process Connection

G1/4	**B**
7/16–20 UNF	**U**

⑤ Calibration

Without calibration certificate	**(none)**
With calibration certificate	**CAL**

Pressure Ranges

Version	Pressure Range (bar/PSI)	Maximum Pressure (bar/PSI)	Burst Pressure (bar/PSI)
B0005	-1 ... 5	30	50
	-14.5 ... 72	435	725
B0016	-1 ... 16	32	160
	-14.5 ... 232	464	2321
B0100	0 ... 100	200	800
	0 ... 1450	2900	11603
B0400	0 ... 400	800	1700
	0 ... 5801	11603	24656
B0600	0 ... 600	1200	2400
	0 ... 8702	17404	31908

Product Description

In addition to the individual SPG-DIGI devices, the STAUFF Digital Pressure Gauges are also available as part of a pressure test kit.

The SMB-DIGI pressure test kits are assembled in various versions, in accordance with customer wishes. All pressure test kits are supplied in a handy case with custom-designed foam inserts.

Components

Standard Option SMB-DIGI-20

- Digital Pressure Gauge SPG-DIGI or SPG-DIGI-USB*
- Test Hose (2 m / 6.56 ft), M16 x 2, pressure-resistant 600 bar (8702 PSI) SMS-20-2000-B-W3
- Adaptor SDA (G1/4 to M16 x 2) SDA-20-G1/4-W3
- Hose Connector SSV-20-W3
- Test Coupling SMK-20-G1/4-B-C-W3
- Test Coupling SMK-20-M10x1-B-A-W3
- Thread Adaptor SRS-20-G3/8-B-W3
- Thread Adaptor SRS-20-G1/2-B-W3
- Quickguide
- *Supplied with a mini USB connecting cable

Accessories (Connection Adaptors)

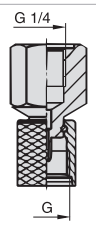

SDA adaptor
Connects the pressure gauge to a test coupling
(Max. Pressure 630 bar / 9137 PSI)



SAD adaptor
Only in conjunction with the SDA-20-G1/4-W3 adaptor, connects to other test coupling sizes
(Max. Pressure 630 bar / 9137 PSI)

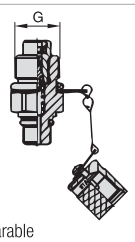

Test coupling
STAUFF Test or comparable
(Max. Pressure 630 bar / 9137 PSI)

Adaptor	Adaption from	to Dimension G
SDA-20-G1/4-W3	G1/4	M16 x 2
SDA-15-G1/4-W3	G1/4	M16 x 1,5
SDA-12-G1/4-W3	G1/4	S12,65 x 1,5
SAD-20/15-B-W3	M16 x 2	M16 x 1,5
SAD-20/12-B-W3	M16 x 2	S12,65 x 1,5
SAD-20/10-B-W3	M16 x 2	Plug-in system

Other adaptors are available.