RoHS ✔

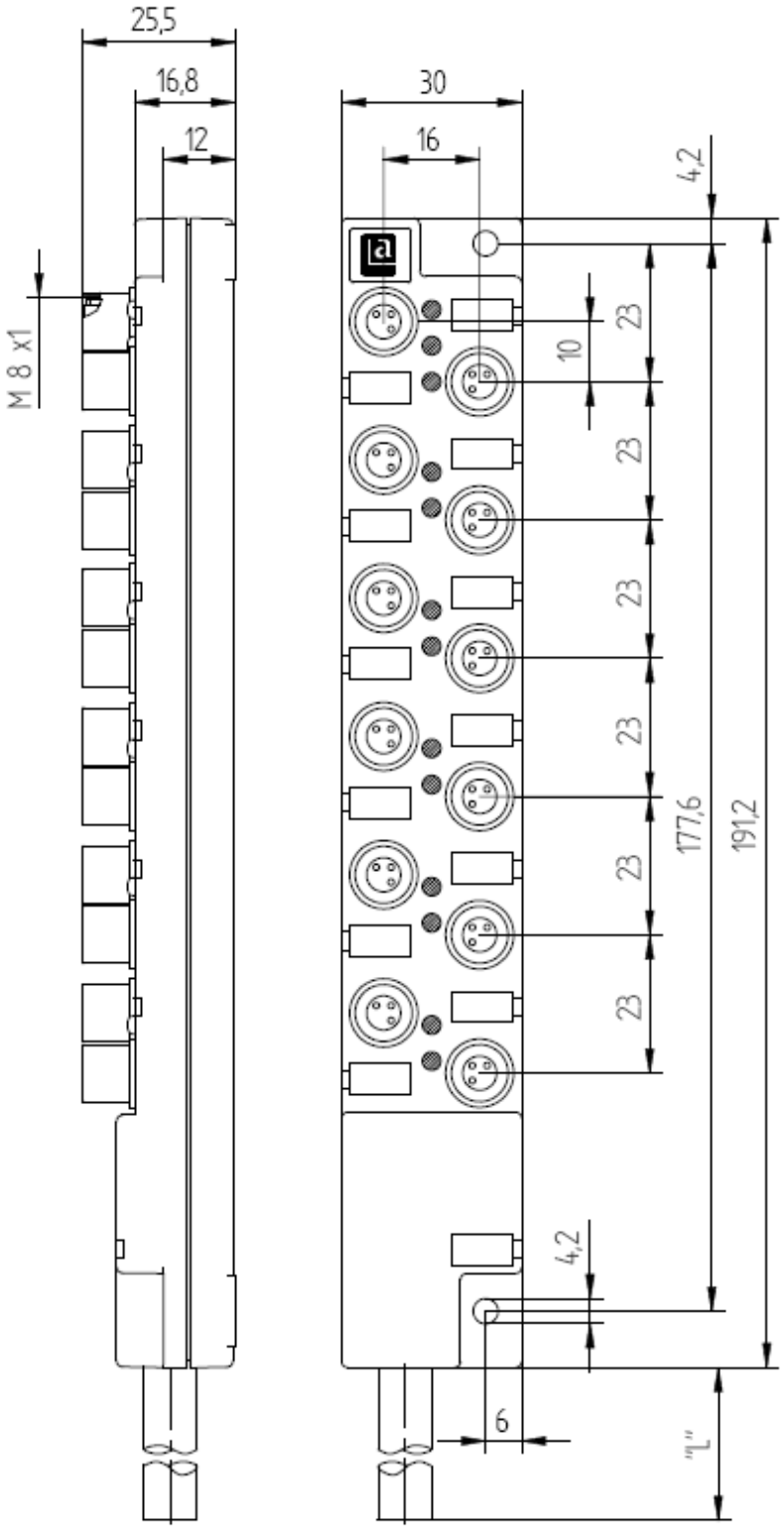

The information/details in this datasheet merely contain general descriptions or performance factors which, when applied in an actual situation, do not always correspond with the described form, and may be amended by way of the further development of products. The desired performance factors shall only be binding if these are expressly agreed on conclusion of the contract.

DIN ISO 5456-2

Product description

Description	ASBM 12 / LED 3-347/…M
Number of contacts	3

Technical data

Rated current *	1.5 A per slot / 1.5 A max. Total (at 40°C)
Rated voltage	10 - 30V AC/DC
Contact resistance	≤ 5 mOhm
Insulation resistance	> 10^9 Ohm

* Notice derating

Materials

Housing	PBT
Contact bearer	PA, self-extinguishing
Contact	CuSn
Contact plating	CuSn and gold plated µm 0.8
O-ring	FKM

Environmental conditions

Protection class (IEC 60529) *	IP65 / 67
Pollution severity	3
Temperature range	-25 °C / +70 °C

* in properly assembled state with the corresponding counterparts or caps

Notes

Do not connect / disconnect under load.

* "L" = Standard length of the control line

more technical. Data on control line see 909th ..

Typ	Anschluss connection	Polzahl pins	Farbkennung colors
ASBM 12/LED 3-...	12 - fach 12- pins		1 = braun / brown (+) 3 = blau / blue (-) 4 = weiß / white (1) grün / green (2) gelb / yellow (3) grau / grey (4) rosa / pink (5) rot / red (6) schwarz / black (7) violett / violet (8) grau / rosa (9) grey / pink rot / blau (10) red / blue weiß / grau (11) white / grey braun / grau (12) brown / grey

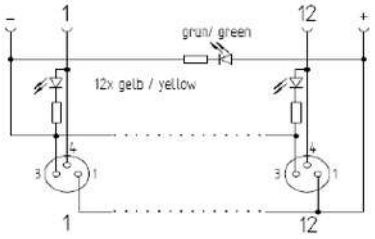

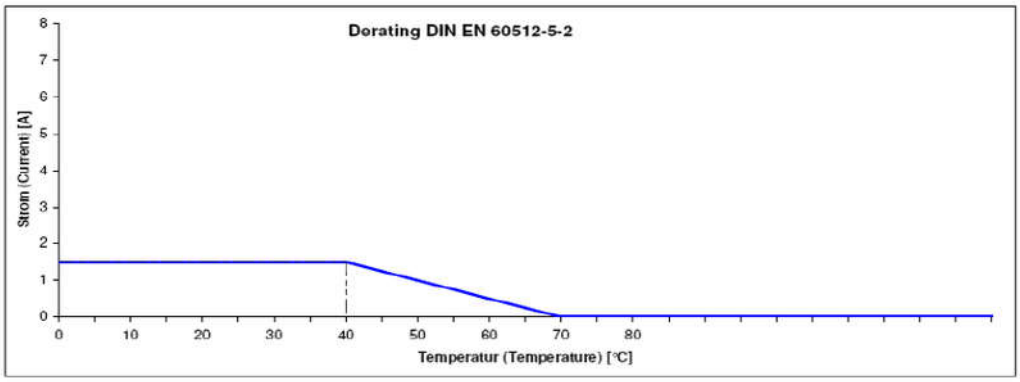

product overview

Article-No.	Type
000-065-361	ASBM 12/LED 3-347/5 M
000-065-362	ASBM 12/LED 3-347/10 M
000-065-363	ASBM 12/LED 3-347/15 M