LED process displays | Standard signals with Min / Max value detection, totalizer | Codix 534



Cost-effective standard signal display for front panel mount with scalable bright 5-digit LED display.

The 14 bit resolution ensures an accurate measuring value display range with minimum and maximum value detection and scalable totalizer for time-controlled summation of the measured value.

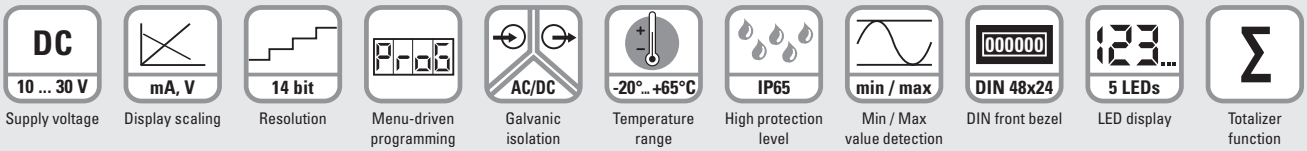

Product features

- Input range:
  1 current measuring input, 1 voltage measuring input.
- Compact display for standard signals.
- Display range -19 999 ... 99 999 with leading zeros suppression and programmable decimal point.
- Modern industrial design.
- Fast measuring time of max. 0.1 second.

Benefits

- Galvanic isolation with protection against incorrect polarity.
- Autom. Min / Max value detection.
- Totalizer with programmable factor, divisor and decimal point.
- Freely programmable characteristic curve end points to adapt the desired display value.
- Input for display hold or reset input for Min / Max value and totalizer.

Order no.

Display for analog signals with Min / Max value detection and totalizer	**6.534.012.300** 1)

Delivery specification
- Digital display
- Mounting clip
- Gasket
- Front bezel for screw mounting (T008181) 56 x 40 mm [2.20 x 1.57"], panel cut-out 50 x 25 mm [1.97 x 0.98"]
- Front bezel for clip mounting (T008180) 53 x 28 mm [2.09 x 1.10"], panel cut-out 50 x 25 mm [1.97 x 0.98"]
- 1 set of self-adhesive symbols
- Instruction manual, multilingual

1) Stock types.

© Fritz Kübler GmbH, subject to errors and changes. 03/2023

LED process displays | Standard signals with Min/Max value detection, totalizer | Codix 534

Accessories / Mounting examples

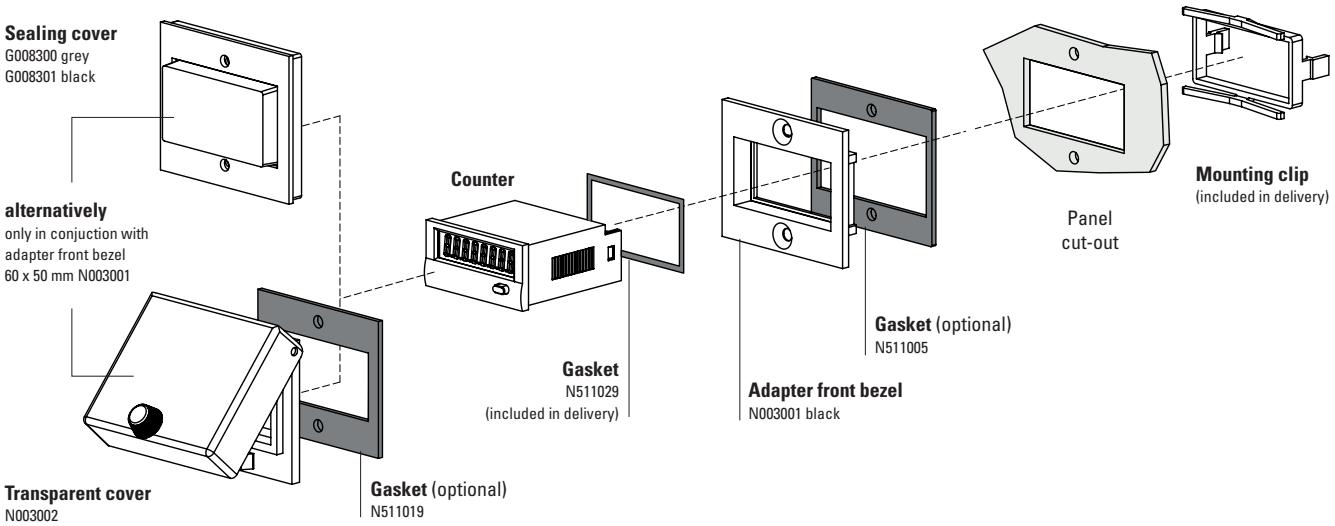

		Type / size	Description		Order no.	suitable gasket
Adapter front bezel		**53 x 28 mm [2.09 x 1.10“]**	for cut-out 50 x 25 mm [1.97 x 0.98“] to cut-out 45 x 22.2 mm [1.77 x 0.94“]	grey black anthracite	**T008164** **T008165** **T008180**	**N511015**
		**56 x 40 mm [2.20 x 1.57“]**	for cut-out 50 x 25 mm [1.97 x 0.98“] to cut-out 45 x 22.2 mm [1.77 x 0.94“] screw mounting	black anthracite	**T008161** **T008181**	**N511045**
		**72 x 36 mm [2.83 x 1.42“]**	for cut-out 68 x 33 mm [2.68 x 1.30“] to cut-out 45 x 22.2 mm [1.77 x 0.94“]	black and silver anodised as set	**162704Set**	–
		**60 x 50 mm [2.36 x 1.97“]**	for cut-out 54 x 29 mm [2.13 x 1.14“] to cut-out 45 x 22.2 mm [1.77 x 0.94“] screw mounting	black	**N003001**	**N511005**
		**48 x 48 mm [1.89 x 1.89“]**	for cut-out 45 x 45 mm [1.77 x 1.77“] to cut-out 45 x 22.2 mm [1.77 x 0.94“]	black	**T008883**	–
Sealing cover IP65		**K1**	only in conjuction with adapter front bezel 60 x 50 mm N003001	transparent / grey transparent / black	**G008300** **G008301**	–
Transparent cover IP65		**1 Dv** (mounted on bezel)	cover lockable, for cut-out 54 x 29 mm [2.13 x 1.14“], only in conjuction with adapter front bezel 60 x 50 mm N003001	transparent / black	**N003002**	**N511019**
Gasket counter			48 x 24 mm (for installation in adapter front bezel) 49 x 25 mm		**N511029** **N511034**	
Mounting frame		**cut-out 50 x 25 mm [1.97 x 0.98“]**	via adapter T008180 for snap-on mounting on 35 mm [1.38“] top-hat DIN rail	chromated	**G300004**	–
Enclosure blind		**48 x 24 mm [1.89 x 0.94“]**	for cut-out 45 x 22.2 mm [1.77 x 0.94“] and cut-out 50 x 25 mm [1.97 x 0.98“]	anthracite	**G003836**	–

incl. in delivery

© Fritz Kübler GmbH, subject to errors and changes. 03/2023

LED process displays | Standard signals with Min/Max value detection, totalizer | Codix 534

Technical data

General technical data

Display	5 digits, red 7 segment LED display; 8 mm [0.32"] high
Measuring rate	10 or 2 measurements/second
Data backup	EEPROM
Operating temperature	-20 °C ... +65 °C [-4°F ... +149°F] (non-condensing)
Storage temperature	-25 °C ... +70 °C [-13°F ... +158°F]

Electrical characteristics

Supply voltage	10 ... 30 V DC, galvanically isolated with integrated reverse polarity protection
Current consumption	max. 50 mA

Mechanical characteristics

Housing	front panel mount 48 x 24 mm [1.89 x 0.94"] acc. to DIN 43700; RAL 7021, dark grey
Protection	IP65 (front side)
Weight	approx. 50 g [1.76 oz]
Vibration resistance acc. to EN 60068-2-6	10 ... 55 Hz / 1 mm [0.04"] / 30 min
Shock resistance acc. to EN 60068-2-27	100 G: 2 ms 10 G: 6 ms
Connections	screw terminal, pitch 5.08 mm [2"], 7 pin

Inputs

Input current measurement		0 ... 20 mA (display range -0.5 ... 20.5 mA, programmable) 4 ... 20 mA (display range 3.5 ... 20.5 mA, programmable)
	current limitation	50 mA
	voltage drop	max. 2 V DC
Input voltage measurement		0 ... 10 V (display range -0.5 ... 10.5 V, programmable) 2 ... 10 V (display range 1.5 ... 10.5 V, programmable)
	input resistance	approx. 1 MΩ
	max. input signal level	30 V DC
Control inputs	HIGH	4 ... 30 V DC
Latch/Reset	LOW	0 ... 2 V DC
Resolution		14 bit
Accuracy		< 0.1 % ± 1 digit for the whole measuring range at an operating temperature of 20 °C [68°F]
Temperature drift		< 70 ppm/$K_{Ambient}$

Approvals

UL compliant in accordance with	File no. E128604
CE compliant in accordance with	
EMC Directive	2014/30/EU
RoHS Directive	2011/65/EU
UKCA compliant in accordance with	
EMC Regulations	S.I. 2016/1091
RoHS Regulations	S.I. 2012/3032

Terminal assignment

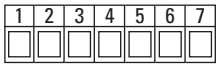

PIN	
1	10 ... 30 V DC
2	GND
3	GND
4	Latch
5	0 (4) ... 20 mA
6	Analog GND
7	0 (2) ... 10 V DC

© Fritz Kübler GmbH, subject to errors and changes. 03/2023

LED process displays | **Standard signals with Min/Max value detection, totalizer** | **Codix 534**

Dimensions

Dimensions in mm [inch]

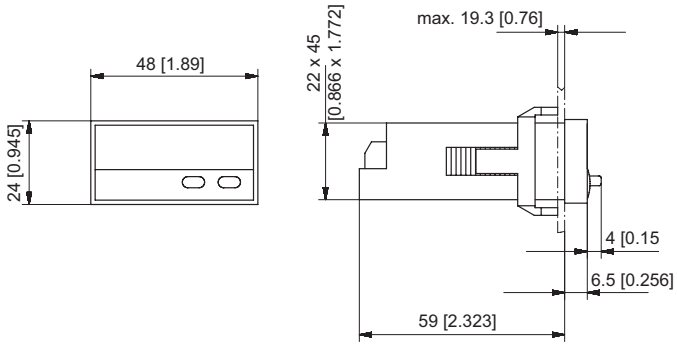

Front bezel for clip mounting (included in delivery)

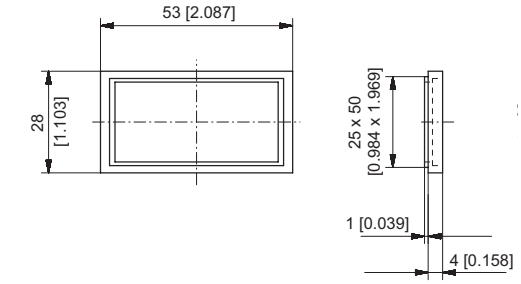

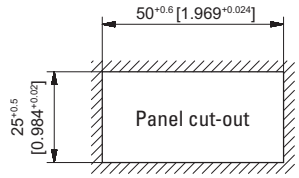

Front bezel for screw mounting (included in delivery)

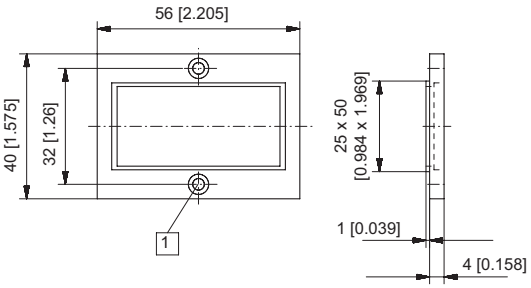

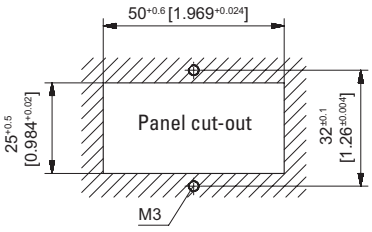

1 Countersinking Af3, DIN 74

© Fritz Kübler GmbH, subject to errors and changes. 03/2023