P Switch-Disconnectors

Dimensions

Flush mounting

P.../E

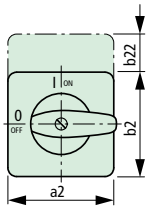

Centre mounting

P1.../EZ

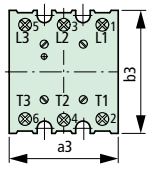

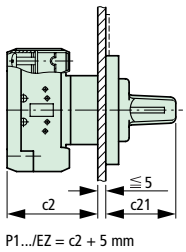

P1.../EZ = c2 + 5 mm

Drilling dimensions Door

P1-.../E

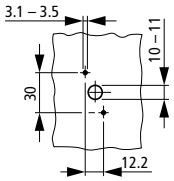

P1-.../EZ

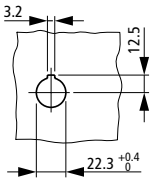

P3-.../E

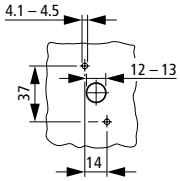

Service distribution board mounting

P3.../IVS

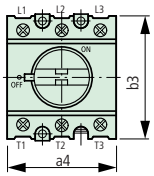

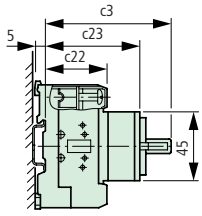

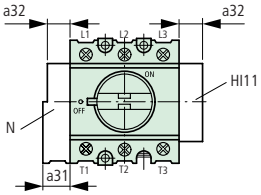

≦ 3 padlocks

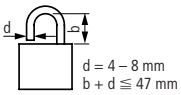

P1.../IVS

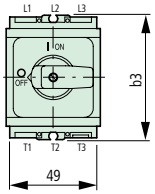

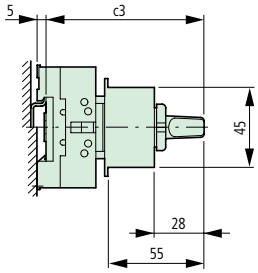

Rear mounting

P.../Z

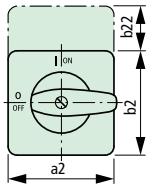

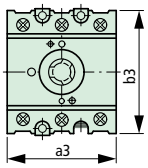

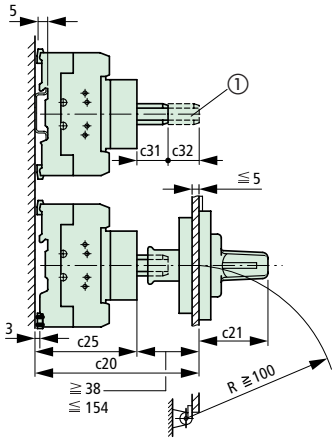

Drilling dimensions Base

P1.../Z

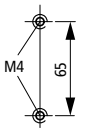

Drilling dimensions Door

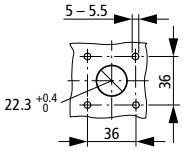

P3.../Z

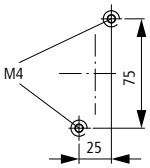

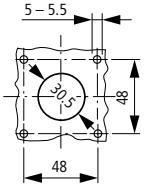

① Shaft can be extended using ZAV-..., ≦ 4 × 25 = 100 mm

Type	a2	a3	a4	a21	a22	a23	a31	a32	a33	b2	b3	b21	b22	b23	b24	b31
P1	48	49	53.5	65	48	87	15	15	83	48	70	65	17	125	32	49
P3	87	72	71.5	87	87	125	18	15	114	87	83	87	27	175	–	60

Type	c2	c3	c20 ≧/≦	c20 with ≦4 ZAV/ZVV	c21	c22	c23	c24	c25	c27	c28	c31	c32	c33
P1	59	86	96 – 112	212	35	32	65	68	58	35	77	25	25	27
P3	59	82	103 – 118	218	37	41	63	81	65	44	90	25	25	29

P Switch-Disconnectors
Dimensions

Flush mounting main switches

P.../EA/SVB

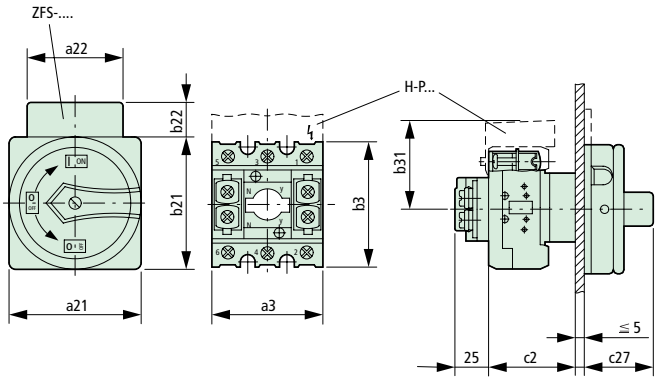

Drilling dimensions
Door

P1...

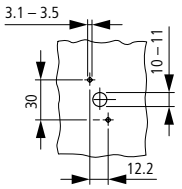

P3...

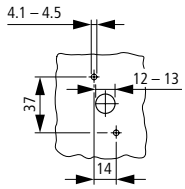

Rear mounting main switches

P.../V/SVB

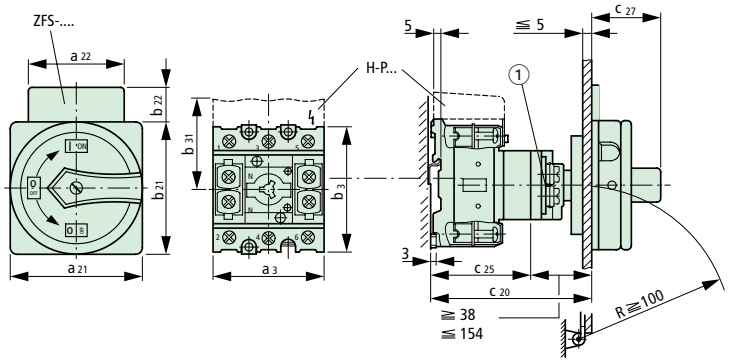

Drilling dimensions
Base

P1.../V/SVB

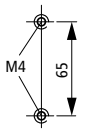

Drilling dimensions
Door

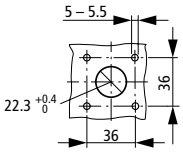

P3.../V/SVB

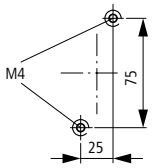

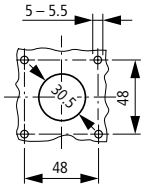

① Interlock can be extended using ZVV-T0 + ZAV-T0, ≦ 4 × 25 = 100 mm

Surface mounting

P1.../I2

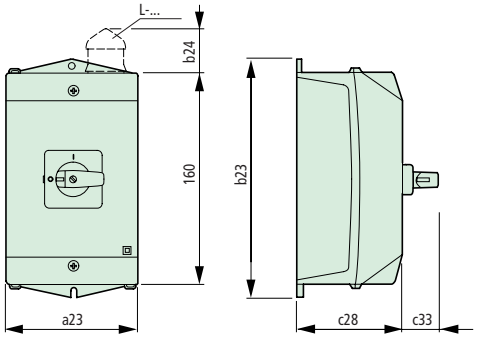

Surface mounting main switches / safety switches

P1.../I2/SVB
P1.../I2/SI

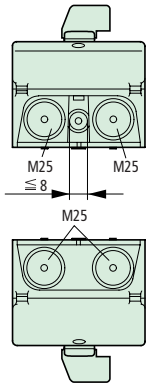

Drilling dimensions

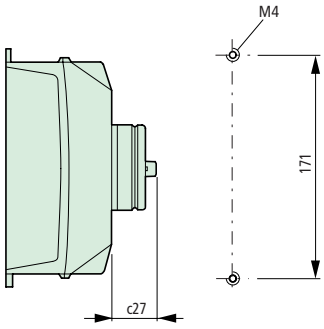

P Switch-Disconnectors
Dimensions

Surface mounting
P3-63/I4

Surface mounting main switches/safety switches
P3-63/I4/SVB
P3-63/I4/SI
T5B-.../I4/SI

Drilling dimensions

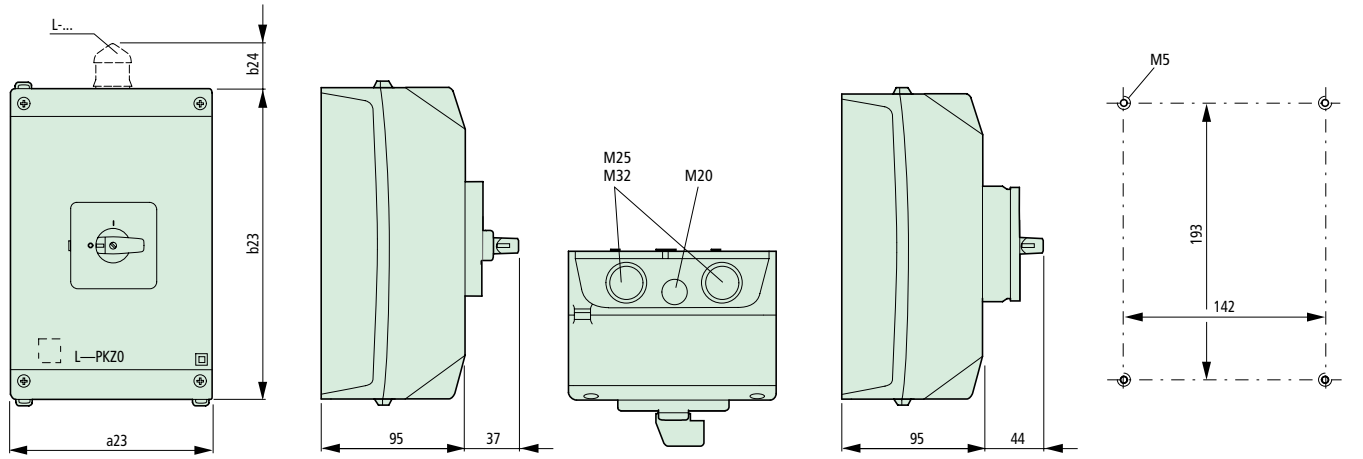

Surface mounting

P3-100/I5

Surface mounting main switches/safety switches
P3-100/I5/SVB
P3-100/I5/SI
T5-.../I5/SI

Drilling dimensions

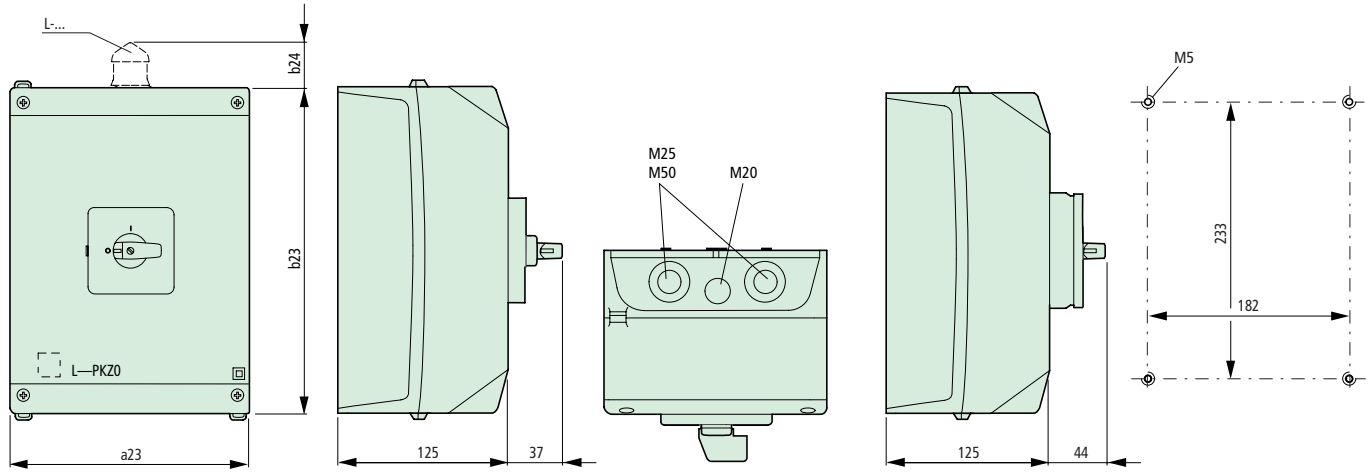

Type	a2	a3	a4	a21	a22	a23	a31	a32	a33	b2	b3	b21	b22	b23	b24	b31
P1.../I2	48	49	53.5	65	48	100	15	15	83	48	70	65	17	180	35.5	49
P3-63/I4	87	72	71.5	87	87	160	18	15	114	87	83	87	27	240	35.5	60
P3-100/I5	87	72	71.5	87	87	200	18	15	114	87	83	87	27	280	35.5	60

Type	c2	c3	c20 ≧/≦	c20 with ≦4 ZAV/ZVV	c21	c22	c23	c24	c25	c27	c28	c31	c32	c33
P1...	59	86	96 – 112	212	35	32	65	68	58	35	80	25	25	27
P3-63	59	82	103 – 118	218	37	41	63	81	65	44	125	25	25	37
P3-100	59	82	103 – 118	218	37	41	63	81	65	44	125	25	25	37

P Switch-Disconnectors, Accessories
Dimensions

Cylinder lock

SVA-T3

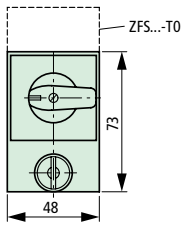

P1.../I2/SVA

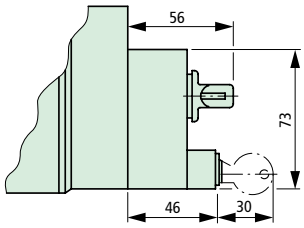

P1.../E/SVA

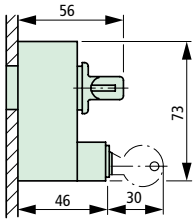

P1.../Z/SVA

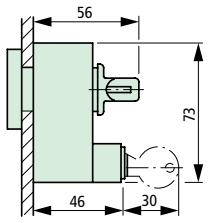

Padlocking feature

SVC-T3

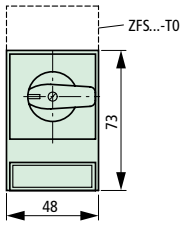

P1.../I2/SVC

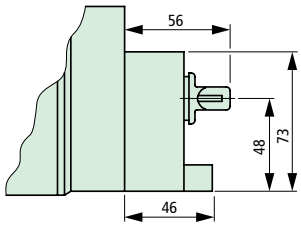

P1.../E/SVC

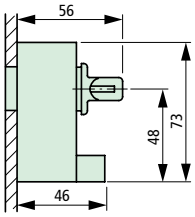

P1.../Z/SVC

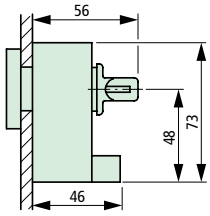

Modules

Switched neutral N-P...
HI 11-P1/P3 auxiliary contacts

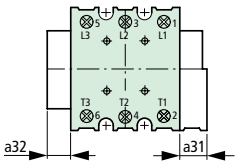

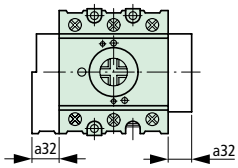

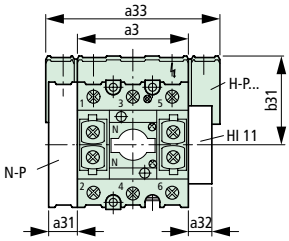

Type	a3	a31	a32	a33	b31
P1-...	49	15	15	83	49
P3-..	72	18	15	114	60

≦ 3 padlocks

