128, av. du Maréchal-de-Lattre-de-Tassigny - 87045 LIMOGES Cedex
Tel.: 0 (+33) 5 55 06 87 87 - Fax: 0 (+33) 5 55 06 88 88
www.legrand.com

Multi-outlet extensions for comfort and safety
with rotating 2 P+E - 16 A socket unit
with overload indicator or surge protective device
Franco-Belgian standard

Cat. No(s): 0 500 91/93/95/97 - 0 502 95/97

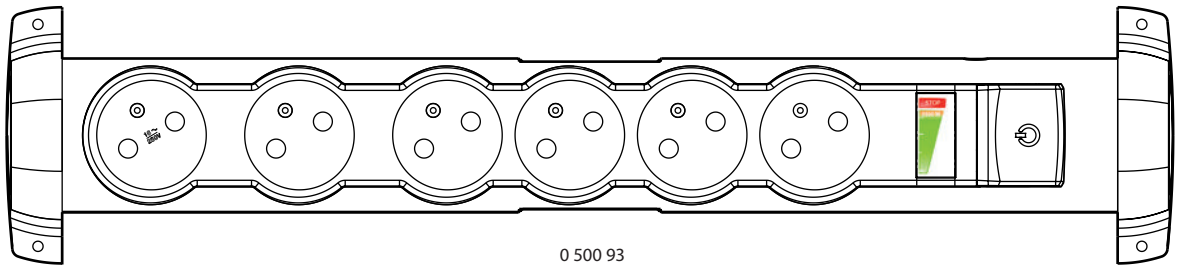

0 500 93

1. USE

Multi-outlet extensions for comfort and safety: 4 and 6 Franco-Belgian standard shuttered sockets.
Socket unit which pivots on its axis, incorporating a switch with indicator.

Supplied with self-locking cable tie to hold the cords together. 1.5 m and 3 m power supply cord (3 G 1.5 mm²) - 2 P+E - 16 A - max. power 3680 W at 230 V.

- **With overload indicator**: equipped with a load indicator displaying the power consumption of connected appliances - Circuit breaker with manual reset - 4 x 2 P+E and 6 x 2 P+E.
- **With surge protective device**: Protects electrical and electronic appliances (TV, Hi-Fi system, computer, etc.) from lightning and overvoltages. With LEDs indicating the surge protective device status (on: appliances protected, off: surge protective device not working, extension needing to be replaced) - 4 x 2 P+E and 6 x 2 P+E.

2. RANGE

2P+E comfort socket units with overload indicator
Cable length 1.5 m - 3 G - 1.5 mm²

	**White/Grey**	
Unit with four 2 P+E comfort sockets	0 500 91	-
Unit with six 2P+E comfort sockets	0 500 93	-

2P+E comfort socket units with surge protective device
Cable length 1.5 m - 3 G - 1.5 mm²

	**White/Grey**	**Black**
Unit with four 2 P+E comfort sockets	0 500 95	0 502 95
Unit with six 2P+E comfort sockets	0 500 97	0 502 97

3. DIMENSIONS (mm)

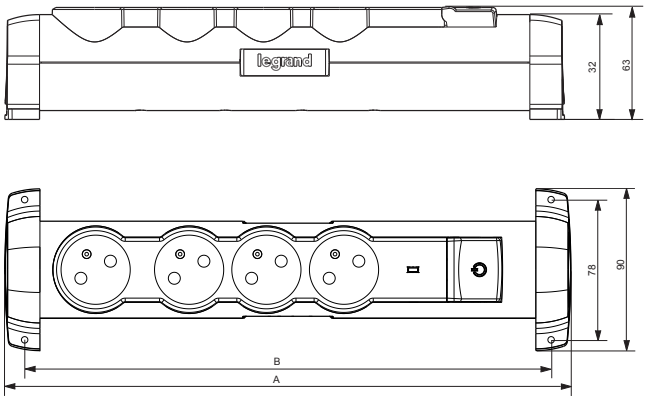

No. of sockets	Cat. Nos.	A	B
4	0 500 91 0 500 95 0 502 95	315	293
6	0 500 93 0 500 97 0 502 97	410	388

4. OPERATION

Multi-outlet extensions equipped with:
- 16 A shuttered sockets tested to withstand 10,000 operations.
- 16 A (resistive), 4 A (motor load) switches with indicator, which can be operated by hand or foot.
- Optimum space between 2 sockets for connecting transformers, chargers.
- Self-locking cable tie to hold the cords together.
- Socket unit can be rotated between its fixing supports.
- Can be fixed with screws..

4. OPERATION *(continued)*

■ 4.1 Surge protective device characteristics

- The role of the surge protective device is to minimize overvoltages, regardless of their origins, at the terminals of an installation or any electrical/electronic equipment. To do this, it needs to absorb as much energy as possible. The surge protective device can protect your sensitive appliances and thus prevent irreparable damage to expensive equipment (computer, TV, hi-fi, DVD players, etc.).

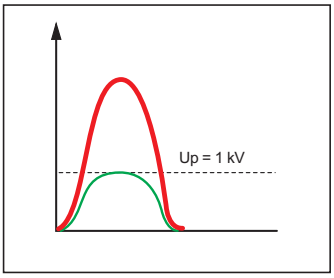

- Uc: 250 V - 50 Hz
- Uoc: 4 kV
- In: 2 kA
- 3500 W - 230 V~
- Icc: 3 kA
- Imax: 4 kA
- Up: 1 kV

■ 4.2 Circuit breaker operation

- Risks associated with electricity consumption overload:

Electricity consumption overload occurs when the power required by all the connected appliances exceeds the maximum power the multi-outlet extension can withstand. The resulting temperature rise could potentially cause a fire.

- The Safe Control System, a Legrand innovation, prevents the maximum power the multi-outlet extension can deliver being exceeded. It indicates the power consumption level. In the event of an overload, the thermal protection trips and cuts the power supply to the multi-outlet extension in order to guarantee your safety.

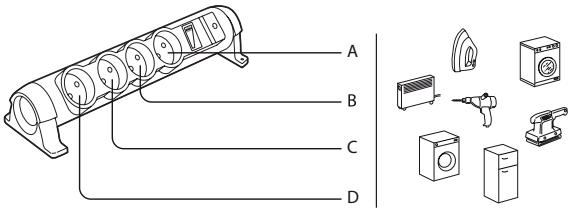

■ **A + B +... < 3500 W** → **OK**

■ **A + B + C + D > 3500 W**

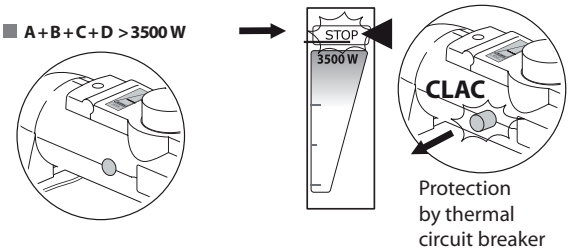

Protection by thermal circuit breaker

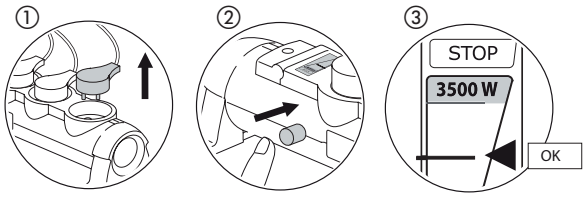

5. TECHNICAL CHARACTERISTICS

■ 5.1 Mechanical characteristics

Impact resistance: IK 04
Resistance to ingress of solid bodies and liquids: IP 20

■ 5.2 Material characteristics

Polypropylene unit
Reinforced polyamide shutter

Self-extinguishing:
- 750°C/30 s for parts made of insulating materials holding live parts in place
- 650°C/30 s for other insulating components

■ 5.3 Climate characteristics

Operating temperature: - 5° C to + 35° C

6. APPROVALS AND QUALITY MARKS

- Switch with integrated indicator: VDE, S, N, D, Fi, (Germany, Sweden, Norway, Denmark, Finland, Switzerland) in accordance with standard IEC 61058.1.
- Thermal protection: VDE in accordance with DIN EN 60934