BRUSH PANELMASTER Fuse Holders - Compact Range

32, 63 and 100 Amps, 415 and 550 Volts a.c.

RS STOCK No. 418–495

Introduction

The Compact Range of BRUSH PANELMASTER Fuse Holders covers the 32 Amp NNS and the 63 Amp ENS designs which accommodate off-set blade, general purpose and motor circuit fuse links and the 100 Amp ONS design which accepts bolted fuse links.

Manufacturing Standards and Approvals

These Fuse Holders comply with BS88: Part 1: 1975 for a short circuit rating of 80kA at 415 or 550 Volts a.c. Compact Range Fuse Holders with ratings of 30 and 60 Amp having CSA approval can also be supplied.

Features - Types 32 NNS and 63 ENS

The Compact Range of Fuse Holders incorporate a unique slide/snap action carrier which eliminates the need for fuse carrier contacts. This provides positive, stress-free fitting of fuse links and locks the fuse link in position ensuring safe insertion and withdrawal from the base. The resulting direct contact between fuse link blades and the plated base contacts provides lower watts loss and increased reliability. The base contacts are fully shrouded to protect personnel from direct contact electric shock. The shrouds utilise simple slide/snap action for fitment. They are semi-captive within the base, reducing the risk of loss during cabling. The fuse base, which consists of glass filled, high impact resistant thermoplastic polyester, incorporates a direct 35mm DIN rail mounting facility as well as single screw fixing. An anti-rotation pin is available if required.

Range - Ratings, types of connection and colours

Rating Amps	Type of Connection	Part Number	Available Colours*	Carton Quantity	Use HRC Fuse Link Type	Service Voltage	Available Ratings Amps
★ 32	Front ★	32 NNSF ★	★	10	FO6	550	2, 4, 6, 10, 16, 20
	Front/Back	32 NNSFBS+	Black		FO6	415	25, 32
	Back	32 NNSBS+	White			Motor Circuit	
	Front/Rear Wired	32 NNSFR	Green		FO6	415	20M25, 20M32
	Rear Wired	32 NNSR			NSC	550	25, 32
						Motor Circuit	
					NSD	415	32M36, 32M40 32M45, 32M50, 32M63
63	Front	63 ENSF		10	ESD	550	2, 4, 6, 10, 16, 20 25, 32
	Front/Back	63 ENSFBS+	Black				
	Back	63 ENSBS+	White		ESD	415	35, 40, 45, 50, 63
	Front/Rear Wired	63 ENSFR	Green			Motor Circuit	
	Rear Wired	63 ENSR			ESD	415	63M80, 63M100
100	Front	100 ONSF		5	KO7	550	40, 50, 63, 80, 100
	Front/Back	100 ONSFBS+	Black				
	Back	100 ONSBS+	White				
	Front/Rear Wired	100 ONSFR	Green				
	Rear Wired	100 ONSR					

Black supplied unless otherwise specified. +Short back stud version also available.

Accessories

Rating Amps	Description	Part Number
32	Busbar Connecting Stem	32 BCS NNS
63	Busbar Connecting Stem	63 BCS ENS
100	Busbar Connecting Stem	100 BCS ONS
32	Neutral Link	32 NNL
63	Neutral Link	63 ENL
100	Neutral Link	100 ONL

Maximum Cable Sizes

★ 32 Amp base - 16mm² AWG-5
63 Amp base - 25mm² AWG-1
100 Amp base - 50mm² AWG-0

The information contained in this leaflet is correct at the time of publication, but we reserve the right to supply products differing in construction or performance.

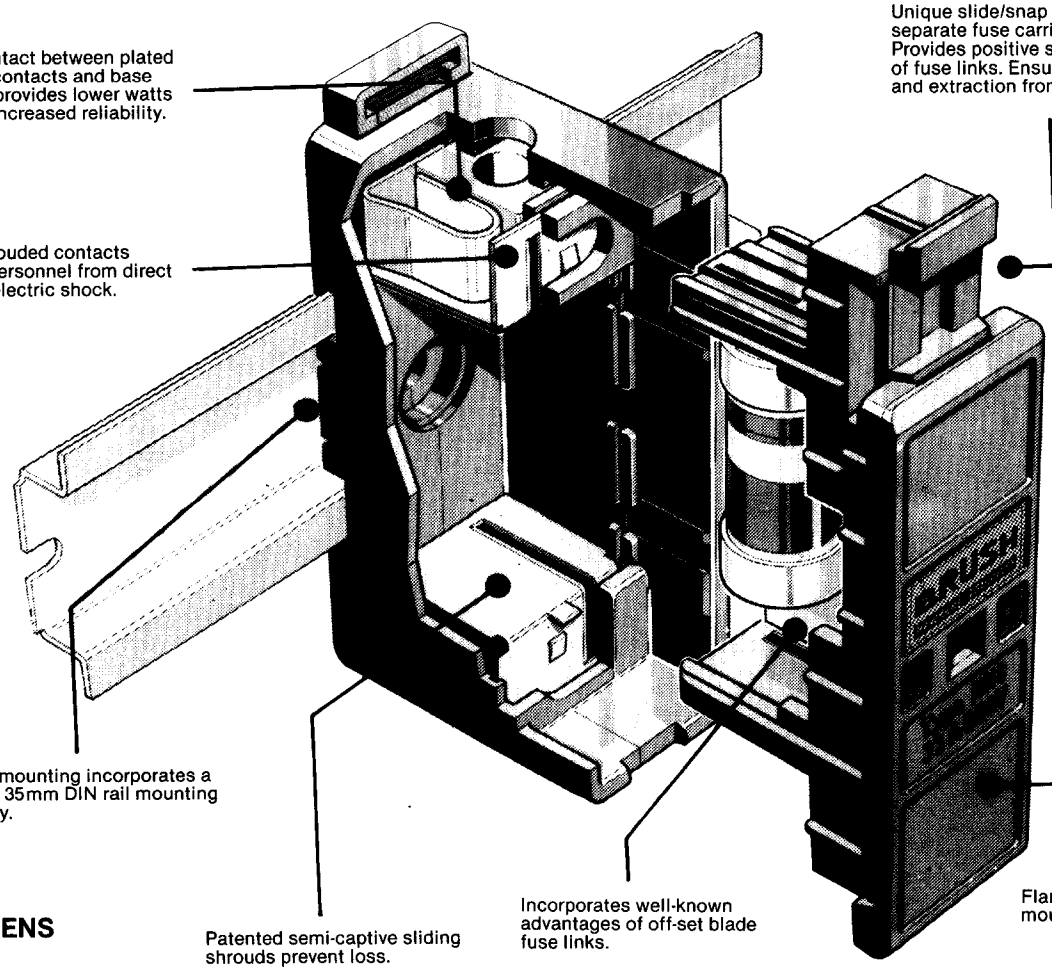

32 NNS and 63 ENS Fuse Holders

BRUSH PANELMASTER Fuse Holders - Compact Range

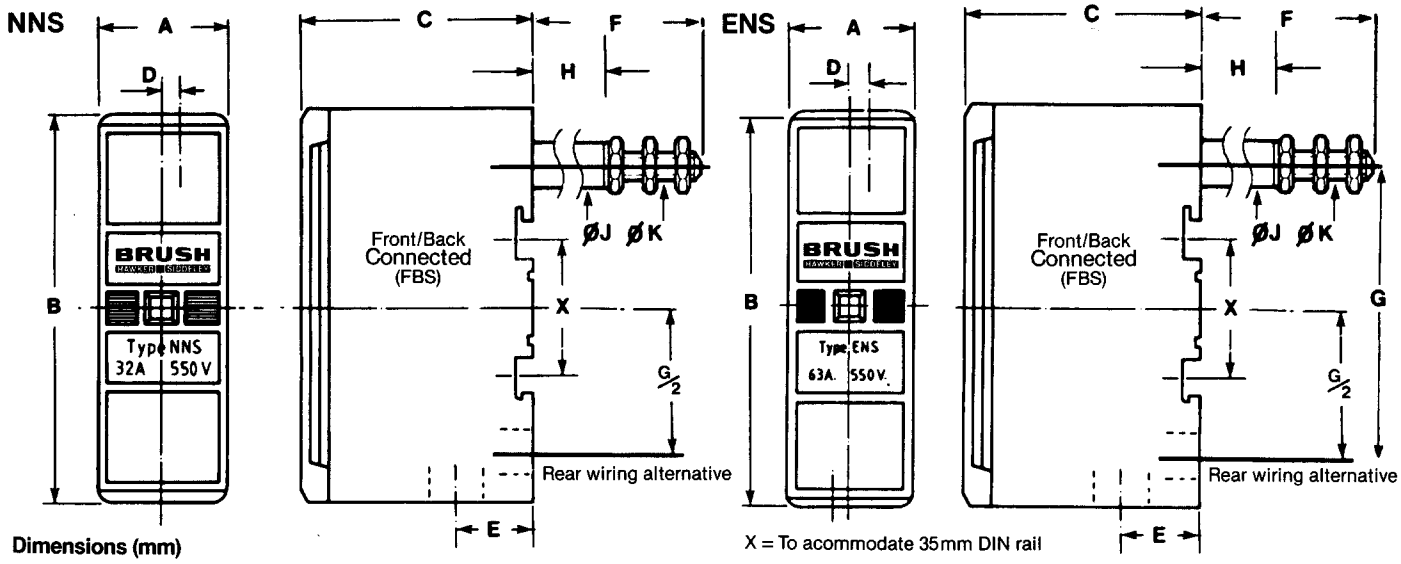

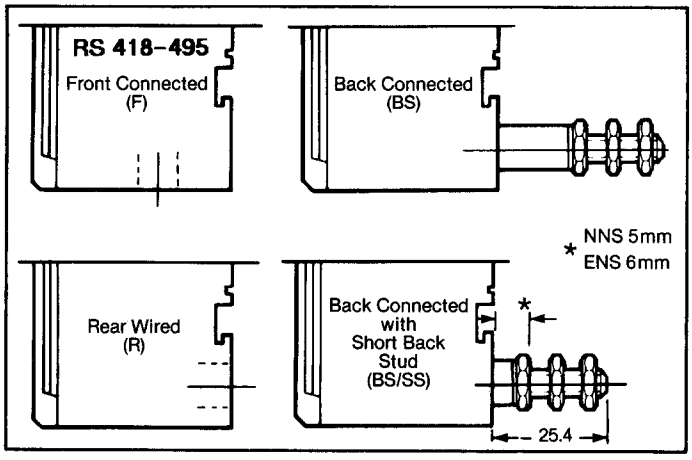

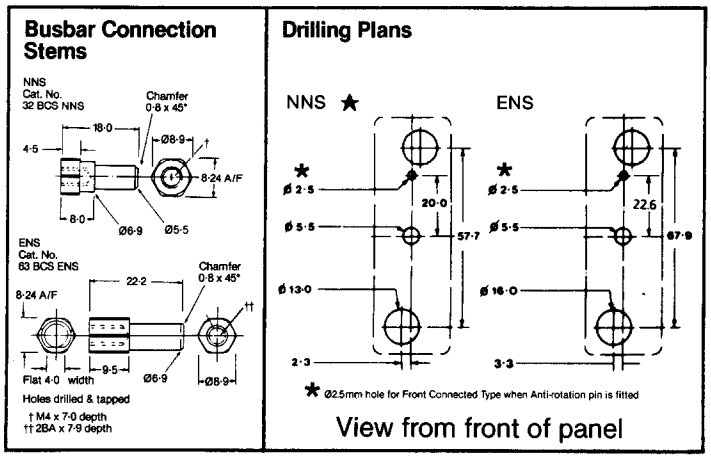

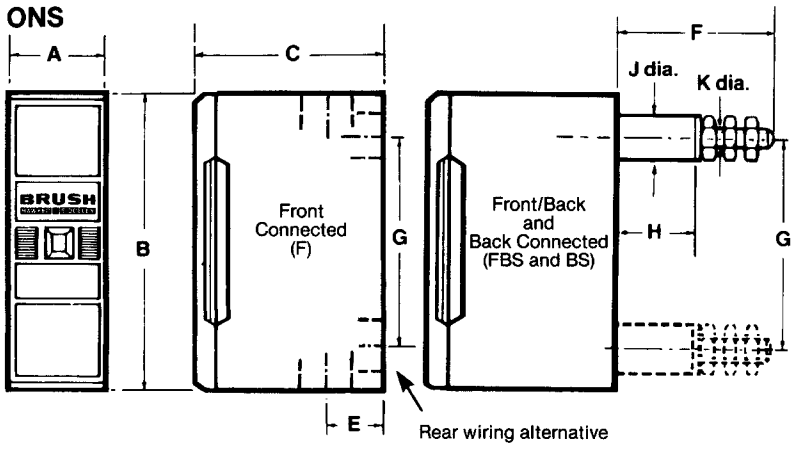

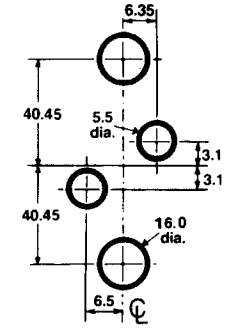

Dimensions (mm)

	NNS	ENS	ONS
A	25.4	29.1	35.7
B	76.2	90.0	112.7
C	46.5	55.0	71.6
D	2.3	3.3	—
E	16.0	17.8	25.4
F	39.25	39.2	60.3
G	57.7	67.9	80.9
H	17.0	17.5	28.6
J	9.7	11.0	11.1
K	M6	M8	M8