KEY901

Key for Locks HRL, IRL, SRL, WRL, WIRL

LORLIN

LOCK SWITCH

SRL

SRL LOCK SWITCH

ELECTRICAL & MECHANICAL SPECIFICATION

Switch Rating:	1A @24V ac/dc	**Life:**	>10,000 Cycles
Proof Voltage:	750 Vac (Initial)	**Lock Type:**	5 Disc
Insulation Resistance:	>999MΩ @ 500Vdc (Initial)	**Operating Temperature:**	-20°C to +65°C
Contact Resistance:	<20mΩ (Initial)	**Lock Housing:**	Zinc Alloy Bright Cr Plated
Contact Material:	Brass CZ108, Ag Plated	**Moulding Material:**	Polyamide 6.6 G.F. V0 Rated
Moulding Colour:	Single pole – Natural, Double pole - Black		

FEATURES

Front assembly

Single or Double pole

Rear panel depth <30mm

Max panel thickness 4.5mm

2 keys per switch
Up to 200 differ key combinations available

Keys are double entry (can be inserted into lock either way up)

Moulded bezel available for parallel lock headed version (SRL02101 see below)

Made In UK



SINGLE POLE LOCK SWITCH

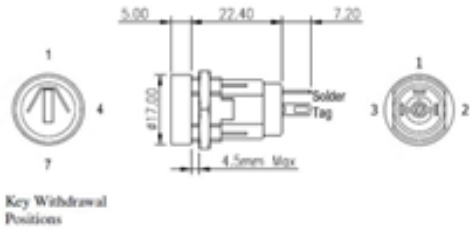

Key Withdrawal Positions

PARALLEL LOCK HEAD 90° INDEXING

BASIC PART No.	TOTAL MOVEMENT	INDEXING	KEY WITHDRAWAL POSITIONS	SWITCH CONFIGURATION
SRL-5-A	90°	90°	1,4	
SRL-5-B	90°	90°	1 ONLY	
SRL-5-C SRL-5-R SRL-5-S	180° 180° 180°	90° 90° 90°	1,4,7 1,4 1 ONLY	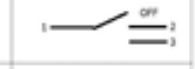
SRL-5-N	180°	90°	1,4,7	

SINGLE POLE LOCK SWITCH

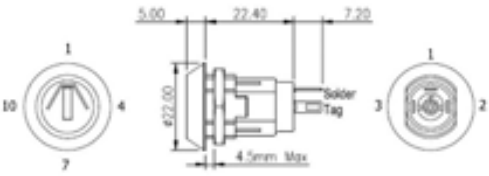

Key Withdrawal Positions

Types T,Q and X. For centre off link terminals 1 & 3



TAPERED LOCK HEAD 90° INDEXING

BASIC PART No.	TOTAL MOVEMENT	INDEXING	KEY WITHDRAWAL POSITIONS	SWITCH CONFIGURATION
SRL-5-D	90° 1-4	90°	1,4	
SRL-5-E	90° 1-4	90°	1 ONLY	
SRL-5-F SRL-5-V SRL-5-W	180° 1-7 180° 1-7 180° 1-7	90° 90° 90°	1,4,7 1,4 1 ONLY	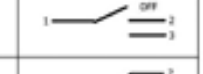
SRL-5-P	180° 1-7	90°	1,4,7	
SRL-5-T	180° 1-7	90°	1,4,7	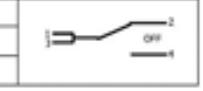
SRL-5-Q	180° 1-7	90°	4 ONLY	
SRL-5-X	180° 10-4	90°	1 ONLY	

DOUBLE POLE LOCK SWITCH

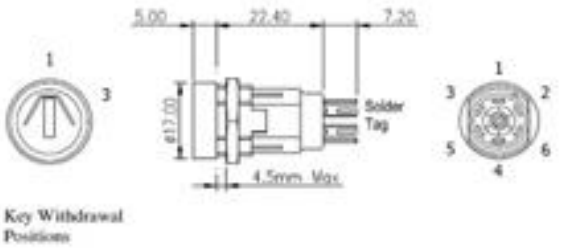

Key Withdrawal Positions

PARALLEL LOCK HEAD 60° INDEXING

BASIC PART No.	TOTAL MOVEMENT	INDEXING	KEY WITHDRAWAL POSITIONS	SWITCH CONFIGURATION
SRL-5-J	60°	60°	1,3	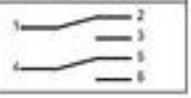
SRL-5-K	60°	60°	1 ONLY	

DOUBLE POLE LOCK SWITCH

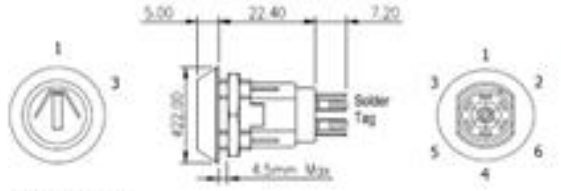

Key Withdrawal Positions

TAPERED LOCK HEAD 60° INDEXING

BASIC PART No.	TOTAL MOVEMENT	INDEXING	KEY WITHDRAWAL POSITIONS	SWITCH CONFIGURATION
SRL-5-L	60°	60°	1,3	
SRL-5-M	60°	60°	1 ONLY	

OPTIONAL MOULDED BEZEL

FOR PARALLEL LOCK HEADED VERSIONS _

PART NUMBER SRL02101

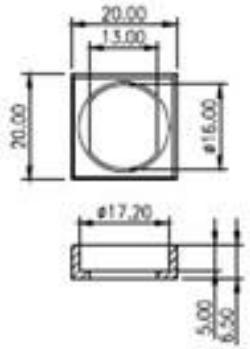

SRL ORDERING CODE

S R L - 5 - ☐ - ☐ - 2

STYLE	KEYS:	NUMBER OF KEYS
A - X	**S** = Same key number (901) **D** = Differs (200 differs available)	(**2** is standard)

LORLIN

LOCK SWITCH

IRL

IRL IMPULSION LOCK SWITCH 2 & 3 POSITION

ELECTRICAL & MECHANICAL SPECIFICATION

Switch Rating:	1A @24V ac/dv	**Life:**	>10,000 Cycles
Proof Voltage:	750 Vac (Initial)	**Lock Type:**	5 Disc
Insulation Resistance:	>999MΩ @ 500Vdc (Initial)	**Operating Temperature:**	-20°C to +65°C
Contact Resistance:	<20mΩ (Initial)	**Lock Housing:**	Zinc Alloy Bright Cr Plated
Contact Material:	Brass CZ108, Ag Plated	**Moulding Material:**	Polyamide 6.6 G.F. V0 Rated

FEATURES

Spring return

Double Pole DPST
Rear panel depth - <30mm

Single Pole SPDT
Rear panel depth - <35mm

Front assembly

Moulded bezel available

Made in UK

2 keys per switch, up to 200 differ key combinations available

Keys can be inserted either way up

Master key versions to order



DOUBLE POLE LOCK SWITCH

Parallel lock head 60° indexing Spring Return 2 Pole 2 Position

PARALLEL LOCK HEAD 60° INDEXING

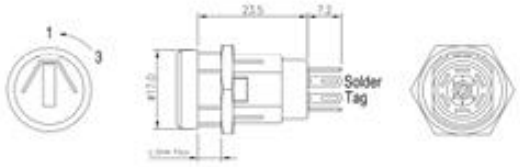

BASIC PART No.	TOTAL MOVEMENT	INDEXING	KEY WITHDRAWAL POSITIONS	SWITCH CONFIGURATION
IRL-5-K	60°	60°	1 ONLY	

DOUBLE POLE LOCK SWITCH

Tapered lock head 60° indexing Spring Return 2 Pole 2 Position

TAPERED LOCK HEAD 60° INDEXING

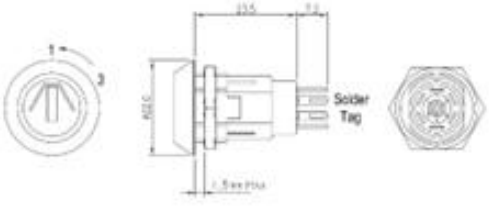

BASIC PART No.	TOTAL MOVEMENT	INDEXING	KEY WITHDRAWAL POSITIONS	SWITCH CONFIGURATION
IRL-5-M	60°	60°	1 ONLY	

SINGLE POLE 3 POSITION

Available in three versions:-

Type L - Left spring return with latching to the right.

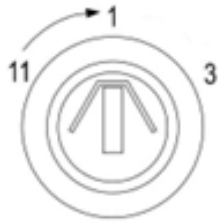

Type D - Double spring return.

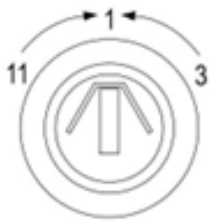

Type R - Right spring return with latching to the left.

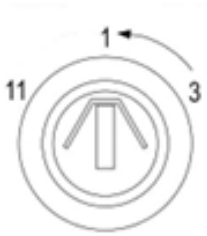

Type R Alternate mounting

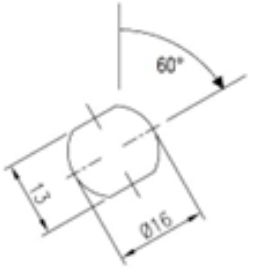

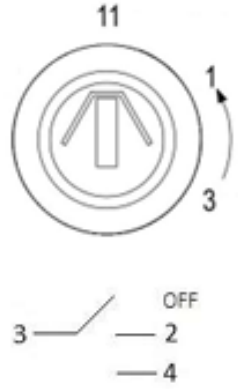

SINGLE POLE LOCK SWITCH

Tapered lock head 60° indexing Spring Return 1 Pole 3 Position

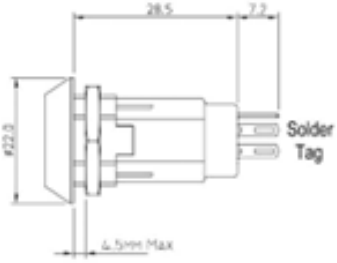



TAPERED LOCK HEAD 60° INDEXING

BASIC PART No.	TOTAL MOVEMENT	INDEXING	KEY WITHDRAWAL POSITIONS	SWITCH CONFIGURATION
IRL-5-L	120°	60°	1, 3	
IRL-5-D	120°	60°	1 ONLY	
IRL-5-R	120°	60°	11, 1	

I R L - 5 - ☐ - ☐ - 2

STYLE	KEYS:	NUMBER OF KEYS
D - R	**S** = Same key number (901) **D** = Differs (200 differs available)	(**2** is standard)

LORLIN

LOCK SWITCH

HRL

HRL LOCK SWITCH

ELECTRICAL & MECHANICAL SPECIFICATION

Switch Rating:	1A @24V ac/dc	**Life:**	>10,000 Cycles
Proof Voltage:	750 Vac (Initial)	**Lock Type:**	5 Disc
Insulation Resistance:	>999MΩ @ 500Vdc (Initial)	**Operating Temperature:**	-20°C to +65°C
Contact Resistance:	<20mΩ (Initial)	**Lock Housing:**	Zinc Alloy Bright Cr Plated
Contact Material:	Brass CZ108, Ag Plated	**Moulding Material:**	Polyamide 6.6 G.F. V0 Rated
Moulding Colour:	Single pole – Grey, Double pole - Green		

FEATURES

Reinforced module to lock connection for higher vibration or weight applications

Front assembly

Single or Double pole

Rear panel depth <30mm

Max panel thickness 4.5mm

2 keys per switch
Up to 200 differ key combinations available

Keys are double entry (can be inserted into lock either way up)

Moulded bezel available for parallel lock headed version (SRL02101 see below)

Made In UK

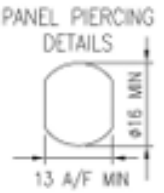

SINGLE POLE LOCK SWITCH

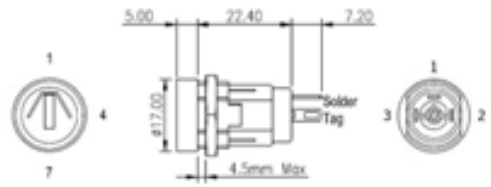

Key Withdrawal Positions

PARALLEL LOCK HEAD 90° INDEXING

BASIC PART No.	TOTAL MOVEMENT	INDEXING	KEY WITHDRAWAL POSITIONS	SWITCH CONFIGURATION
HRL-5-A	90°	90°	1,4	
HRL-5-B	90°	90°	1 ONLY	
HRL-5-C	180°	90°	1,4,7	
HRL-5-R	180°	90°	1,4	
HRL-5-S	180°	90°	1 ONLY	
HRL-5-N	180°	90°	1,4,7	

SINGLE POLE LOCK SWITCH

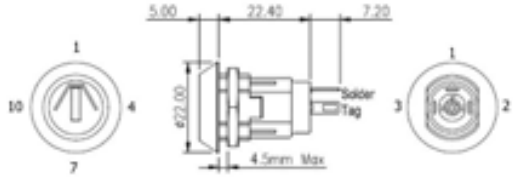

Key Withdrawal Positions

Types T,Q and X. For centre off link terminals 1 & 3



TAPERED LOCK HEAD 90° INDEXING

BASIC PART No.	TOTAL MOVEMENT	INDEXING	KEY WITHDRAWAL POSITIONS	SWITCH CONFIGURATION
HRL-5-D	90° 1-4	90°	1,4	
HRL-5-E	90° 1-4	90°	1 ONLY	
HRL-5-F	180° 1-7	90°	1,4,7	
HRL-5-V	180° 1-7	90°	1,4	
HRL-5-W	180° 1-7	90°	1 ONLY	
HRL-5-P	180° 1-7	90°	1,4,7	
HRL-5-T	180° 1-7	90°	1,4,7	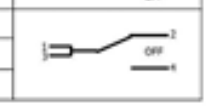
HRL-5-Q	180° 1-7	90°	4 ONLY	
HRL-5-X	180° 10-4	90°	1 ONLY	

DOUBLE POLE LOCK SWITCH

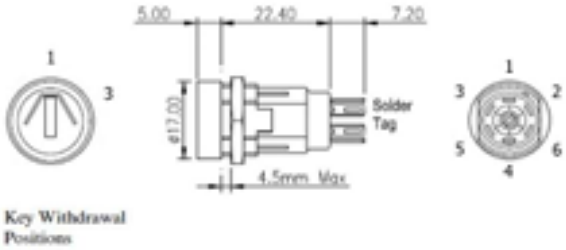

Key Withdrawal Positions

PARALLEL LOCK HEAD 60° INDEXING

BASIC PART No.	TOTAL MOVEMENT	INDEXING	KEY WITHDRAWAL POSITIONS	SWITCH CONFIGURATION
HRL-5-J	60°	60°	1,3	
HRL-5-K	60°	60°	1 ONLY	

DOUBLE POLE LOCK SWITCH

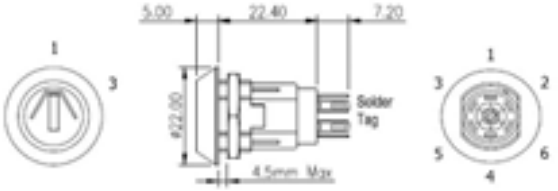

Key Withdrawal Positions

TAPERED LOCK HEAD 60° INDEXING

BASIC PART No.	TOTAL MOVEMENT	INDEXING	KEY WITHDRAWAL POSITIONS	SWITCH CONFIGURATION
HRL-5-L	60°	60°	1,3	
HRL-5-M	60°	60°	1 ONLY	

OPTIONAL MOULDED BEZEL

FOR PARALLEL LOCK HEADED VERSIONS _

PART NUMBER SRL02101

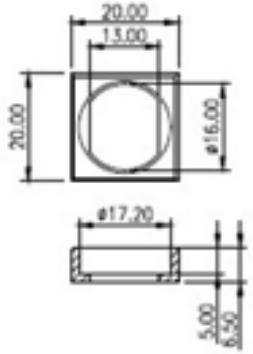

HRL ORDERING CODE

H R L - 5 - ☐ - ☐ - 2

STYLE	KEYS:	NUMBER OF KEYS
A - X	**S** = Same key number (901) **D** = Differs (200 differs available)	(**2** is standard)

LORLIN

LOCK SWITCH

WRL

WRL IP66/IP67 SEALED LOCK SWITCH

ELECTRICAL & MECHANICAL SPECIFICATION

Switch Rating:	1A @24V dc	**Life:**	>10,000 Cycles
Proof Voltage:	750 Vac (Initial)	**Lock Type:**	5 Disc
Insulation Resistance:	>999MΩ @ 500Vdc (Initial)	**Operating Temperature:**	-20°C to +65°C
Contact Resistance:	<20mΩ (Initial)	**Lock Housing:**	Zinc Alloy Bright Cr Plated
Contact Material:	Brass CZ108, Ag Plated	**Moulding Material:**	Polyamide 6.6 G.F. V0 Rated
Moulding Colour:	Single pole – Grey, Double pole - Green		

FEATURES

Suitable for Marine Environment Exposure to Severity One (EN60068-2-52) salt mist tested

Front assembly
Single or Double pole
Max panel thickness 3.5mm
Rear panel depth - <30mm
Made in UK

2 keys per switch
Up to 200 differ key combinations available
Keys are double entry (can be inserted into lock either way up)

Oil regularly if used outside

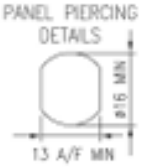

SINGLE POLE LOCK SWITCH

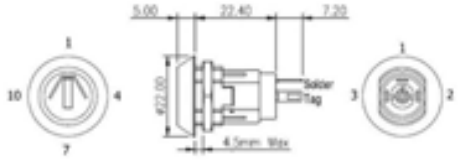

Key Withdrawal Positions

Types T,Q and X. For centre off link terminals 1 & 3



TAPERED LOCK HEAD 90° INDEXING

BASIC PART No.	TOTAL MOVEMENT	INDEXING	KEY WITHDRAWAL POSITIONS	SWITCH CONFIGURATION
WRL-5-D	90° 1-4	90°	1,4	
WRL-5-E	90° 1-4	90°	1 ONLY	
WRL-5-F	180° 1-7	90°	1,4,7	
WRL-5-V	180° 1-7	90°	1,4	
WRL-5-W	180° 1-7	90°	1 ONLY	
WRL-5-P	180° 1-7	90°	1,4,7	
WRL-5-T	180° 1-7	90°	1,4,7	
WRL-5-Q	180° 1-7	90°	4 ONLY	
WRL-5-X	180° 10-4	90°	1 ONLY	

DOUBLE POLE LOCK SWITCH

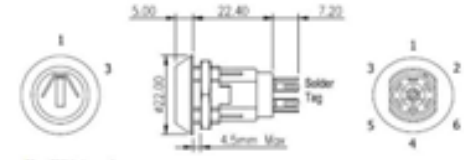

Key Withdrawal Positions

TAPERED LOCK HEAD 60° INDEXING

BASIC PART No.	TOTAL MOVEMENT	INDEXING	KEY WITHDRAWAL POSITIONS	SWITCH CONFIGURATION
WRL-5-L	60°	60°	1,3	
WRL-5-M	60°	60°	1 ONLY	

WRL ORDERING CODE

W R L - 5 - ☐ - ☐ - 2 Add suffix **V** for Vandal Resistant Option

STYLE	KEYS:	NUMBER OF KEYS
A - X	**S** = Same key number (901) **D** = Differs (200 differs available)	(**2** is standard)

LORLIN

LOCK SWITCH

WIRL

WIRL IP66/IP67 SEALED IMPULSION LOCK SWITCH 2 & 3 POSITION

ELECTRICAL & MECHANICAL SPECIFICATION

Switch Rating:	1A @24V ac/dv	**Life:**	>10,000 Cycles
Proof Voltage:	750 Vac (Initial)	**Lock Type:**	5 Disc
Insulation Resistance:	>999MΩ @ 500Vdc (Initial)	**Operating Temperature:**	-20°C to +65°C
Contact Resistance:	<20mΩ (Initial)	**Lock Housing:**	Zinc Alloy Bright Cr Plated
Contact Material:	Brass CZ108, Ag Plated	**Moulding Material:**	Polyamide 6.6 G.F. V0 Rated

FEATURES

Suitable for Marine Environment Exposure to Severity One (EN60068-2-52) salt mist tested

Spring return

Double Pole DPST
Rear panel depth - <30mm

Single Pole SPDT
Rear panel depth - <35mm

Vandal Resistant versions available

Front assembly

Made in UK

Oil regularly if used outside

2 keys per switch, up to 200 differ key combinations available

Keys can be inserted either way up

Master key versions to order

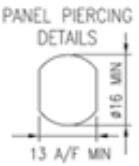

DOUBLE POLE LOCK SWITCH

Tapered lock head 60° indexing Spring Return 2 Pole 2 Position

TAPERED LOCK HEAD 60° INDEXING

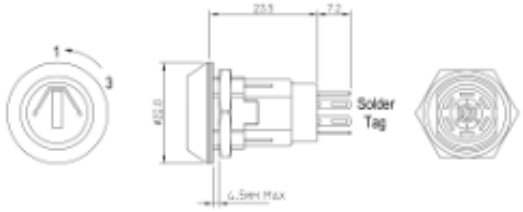

BASIC PART No.	TOTAL MOVEMENT	INDEXING	KEY WITHDRAWAL POSITIONS	SWITCH CONFIGURATION
WIRL-5-M	60°	60°	1 ONLY	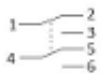

SINGLE POLE 3 POSITION

Available in three versions:-

Type L - Left spring return with latching to the right.

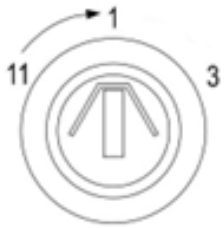

Type D - Double spring return.

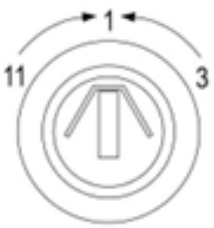

Type R - Right spring return with latching to the left.

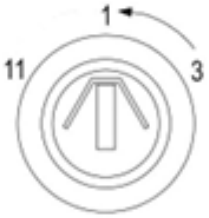

Type R Alternate mounting

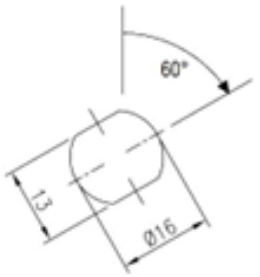

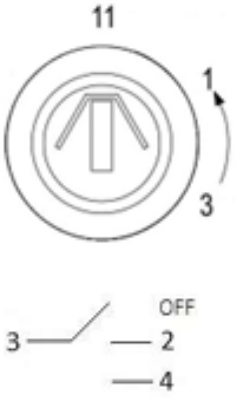

SINGLE POLE LOCK SWITCH

TAPERED LOCK HEAD 60° INDEXING

Tapered lock head 60° indexing Spring Return 1 Pole 3 Position

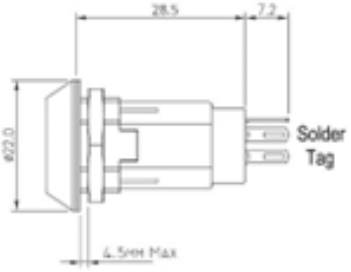



BASIC PART No.	TOTAL MOVEMENT / IDEXING	KEY WITHDRAWAL POSITIONS	SWITCH CONFIGURATION
WIRL-5-L	120° / 60°	1, 3	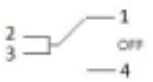
WIRL-5-D	120° / 60°	1 ONLY	
WIRL-5-R	120° / 60°	11, 1	

W I R L - 5 - ☐ - ☐ - 2

Add suffix **V** for Vandal Resistant Option

STYLE	KEYS:	NUMBER OF KEYS
D - R	**S** = Same key number (901) **D** = Differs (200 differs available)	(**2** is standard)