3

	TECHNICAL FEATURES		
	Standards		
Electrical features	Type (wave form of the earth leakage sensed)		
	Poles		
	Rated current In		A
	Rated sensitivity IΔn		A
	Rated voltage Ue	IEC UL/CSA	V V
	Insulation voltage Ui		V
	Max. operating voltage of circuit test	IEC UL/CSA	V V
	Min. operating voltage of circuit test		V
	Rated frequency		Hz
	Rated conditional short-circuit current Inc=IΔc	SCPD - fuse gL 100 A	kA
	Rated residual breaking capacity IΔm=Im		kA
	Rated impulse withstand voltage (1.2/50) Uimp		kV
	Dielectric test voltage at ind. freq. for 1 min.		kV
	Overvoltage category		
	Surge current resistance acc. to VDE 0432 Part 2 (wave 8/20)		A
Mechanical features	Toggle		
	Contact position indicator (CPI)		
	Electrical life		
	Mechanical life		
	Protection degree	housing terminals	
	Tropicalization acc. to IEC/EN 60068-2	humid heat constant climatic conditions variable climatic conditions	°C/RH °C/RH °C/RH
	Ambient temperature (with daily average ≤ +35 °C)	IEC UL/CSA	°C °C
	Storage temperature		°C
Installation	Terminal type		
	Terminal size top/bottom for cable	IEC UL/CSA	mm^2 AWG
	Terminal size top/bottom for busbar	IEC UL/CSA	mm2 AWG
	Tightening torque	IEC UL/CSA	N*m in-lbs.
	Tool		
	Mounting		
	Connection		
	Withdrawal from busbar		
Dimensions and weight	Dimensions (H x D x W)	2P 4P	mm mm
	Weight	2P 4P	g g
Combination with auxiliary elements	Combinable with:	auxiliary contact signal contact/auxiliary switch shunt trip undervoltage release	

① Ground-fault sensing and relaying equipment-component (up to 63 A)
② prior to connection of aluminium conductors (≥ 4 mm^2) ensure that their contact points are cleaned, brushed and coated with grease



	F200 AC	F200 A	F200 AC AP-R	F200 A AP-R	F200 AC S	F200 A S	F200 A 400 Hz	F200 B
	IEC/EN 61008, UL 1053 ①						IEC/EN 61008	IEC/EN 61008, IEC/EN 60755
	AC	A	AC	A	AC	A	A	B
	2P, 4P (for 125 A only 4P)						4P	4P
	16, 25, 40, 63, 80, 100, 125		25, 40, 63	25, 40, 63, 80, 100, 125	40, 63	40, 63, 80, 100, 125	25, 40	40, 63
	0.01-0.03-0.1-0.3-0.5		0.03		0.1-0.3-0.5-1		0.03	0.03-0.3
	230/400 - 240/415							
	480Y/277 (up to 63 A)						-	
	500							
	254 (440 for 125 A); 440 for F 200 left neutral						254	440
	277 (up to 63 A); 480 for F 200 left neutral						-	
	110 (185 for 125 A); 195 for F 200 left neutral						110	185
	50…60						50...400	50...60
	10 (for 125 A fuse is gL 125 A)							
	1 (1.25 for 125 A)							
	6							5
	2.5							
	III, disconnector abilities							
	250		3000		5000		250	3000 (5000 for selective type)
	blue sealable in ON-OFF position							
	yes							no
	10000 (2000 for 125 A)						10000	2000
	20000 (5000 for 125 A)						20000	5000
	IP4X							
	IP2X							
	28 cycles with 55/95…100							
	23/83 - 40/93 - 55/20							
	25/95 - 40/95							
	-25…+55 (-25...+40 for 125 A)						-25...+55	-25...+40
	-35…+70 (up to 63 A)						-	
	-40…+70							
	failsafe bi-directional cylinder-lift terminal at top and bottom (shock protected) (cage for In > 63 A) ②							
	25/25 (35/35 single slot terminal for In > 63 A)						25/25	50/50
	18-4 (up to 63 A)						-	
	10/10 (not for In = 80-100 A)						10/10	-
	18-8 (up to 63 A)						-	
	2.8 (4.8 for In > 63 A; 3 for In = 125 A)						2.8	3
	25 (up to 63 A)						-	
	Nr. 2 Pozidriv							
	on DIN rail EN 60715 (35 mm) by means of fast clip device							
	from top and bottom							
	it is possible without using any tools only from the bottom (not for 125 A)							
	85 x 69 x 35						-	
	85 x 69 x 70 (85 x 69.5 x 72 for 125 A)						85 x 69 x 70	85 x 69.5 x 72
	200						-	
	350 (380 for In = 80 and 100 A and 460 for In = 125A)						350	500
	yes (no for 125 A)						yes	no
	yes						yes	yes
	yes (no for 125 A)						yes	no
	yes (no for 125 A)						yes	no

AC

3







F 200 AC type

Function: protection against the effects of sinusoidal alternating earth fault currents; protection against indirect contacts and additional protection against direct (with IΔn=30 mA) contacts; command and isolation of resistive and inductive circuits.

Application: residential, commercial, industrial.

Standard: IEC/EN 61008

Marking: according to EN 61008

Number of poles	Rated residual current	Rated current	**Order details**		**Bbn 8012542**	Price 1 piece	Price group	Weight 1 piece	Pack unit
	IΔn mA	In A	**Type code**	Order code	**EAN**			kg	pc.
2	10	16	**F202 AC-16/0.01**	2CSF202001R0160	**779902**			0.225	1/6
	30	25	**F202 AC-25/0.03**	2CSF202001R1250	**780007**			0.225	1/6
		40	**F202 AC-40/0.03**	2CSF202001R1400	**780106**			0.225	1/6
		63	**F202 AC-63/0.03**	2CSF202001R1630	**780205**			0.225	1/6
		80	**F202 AC-80/0.03**	2CSF202001R1800	**914204**			0.225	1/6
		100	**F202 AC-100/0.03**	2CSF202001R1900	**914303**			0.225	1/6
	100	25	**F202 AC-25/0.1**	2CSF202001R2250	**780304**			0.225	1/6
		40	**F202 AC-40/0.1**	2CSF202001R2400	**780403**			0.225	1/6
		63	**F202 AC-63/0.1**	2CSF202001R2630	**780502**			0.225	1/6
		80	**F202 AC-80/0.1**	2CSF202001R2800	**914402**			0.225	1/6
		100	**F202 AC-100/0.1**	2CSF202001R2900	**914501**			0.225	1/6
	300	25	**F202 AC-25/0.3**	2CSF202001R3250	**780601**			0.225	1/6
		40	**F202 AC-40/0.3**	2CSF202001R3400	**780700**			0.225	1/6
		63	**F202 AC-63/0.3**	2CSF202001R3630	**780809**			0.225	1/6
		80	**F202 AC-80/0.3**	2CSF202001R3800	**914600**			0.225	1/6
		100	**F202 AC-100/0.3**	2CSF202001R3900	**914709**			0.225	1/6
	500	25	**F202 AC-25/0.5**	2CSF202001R4250	**780908**			0.225	1/6
		40	**F202 AC-40/0.5**	2CSF202001R4400	**781004**			0.225	1/6
		63	**F202 AC-63/0.5**	2CSF202001R4630	**781103**			0.225	1/6
		80	**F202 AC-80/0.5**	2CSF202001R4800	**914808**			0.225	1/6
		100	**F202 AC-100/0.5**	2CSF202001R4900	**914907**			0.225	1/6
4	30	25	**F204 AC-25/0.03**	2CSF204001R1250	**781202**			0.375	1/3
		40	**F204 AC-40/0.03**	2CSF204001R1400	**781301**			0.375	1/3
		63	**F204 AC-63/0.03**	2CSF204001R1630	**781400**			0.375	1/3
		80	**F204 AC-80/0.03**	2CSF204001R1800	**916604**			0.405	1/3
		100	**F204 AC-100/0.03**	2CSF204001R1900	**916703**			0.405	1/3
		125	**F204 AC-125/0.03**	2CSF204001R1950	**941507**			0.500	1
	100	25	**F204 AC-25/0.1**	2CSF204001R2250	**781509**			0.375	1/3
		40	**F204 AC-40/0.1**	2CSF204001R2400	**781608**			0.375	1/3
		63	**F204 AC-63/0.1**	2CSF204001R2630	**781707**			0.375	1/3
		80	**F204 AC-80/0.1**	2CSF204001R2800	**916802**			0.405	1/3
		100	**F204 AC-100/0.1**	2CSF204001R2900	**916901**			0.405	1/3
		125	**F204 AC-125/0.1**	2CSF204001R2950	**941606**			0.500	1
	300	25	**F204 AC-25/0.3**	2CSF204001R3250	**781806**			0.375	1/3
		40	**F204 AC-40/0.3**	2CSF204001R3400	**781905**			0.375	1/3
		63	**F204 AC-63/0.3**	2CSF204001R3630	**782001**			0.375	1/3
		80	**F204 AC-80/0.3**	2CSF204001R3800	**917007**			0.405	1/3
		100	**F204 AC-100/0.3**	2CSF204001R3900	**917106**			0.405	1/3
		125	**F204 AC-125/0.3**	2CSF204001R3950	**941705**			0.500	1
	500	25	**F204 AC-25/0.5**	2CSF204001R4250	**782100**			0.375	1/3
		40	**F204 AC-40/0.5**	2CSF204001R4400	**782209**			0.375	1/3
		63	**F204 AC-63/0.5**	2CSF204001R4630	**782308**			0.375	1/3
		80	**F204 AC-80/0.5**	2CSF204001R4800	**917205**			0.405	1/3
		100	**F204 AC-100/0.5**	2CSF204001R4900	**917304**			0.405	1/3
		125	**F204 AC-125/0.5**	2CSF204001R4950	**941804**			0.500	1

A



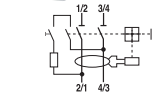



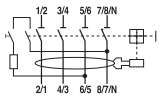



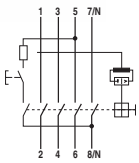

F 200 A type

Function: protection against the effects of sinusoidal alternating and direct pulsating earth fault currents; protection against indirect contacts and additional protection against direct (with IΔn=30 mA) contacts; command and isolation of resistive and inductive circuits.

Application: residential, commercial, industrial.

Standard: IEC/EN 61008

Marking: according to EN 61008

3

Number of poles	Rated residual current	Rated current	**Order details**		**Bbn 8012542**	Price 1 piece	Price group	Weight 1 piece	Pack unit
	IΔn mA	In A	**Type code**	Order code	**EAN**			kg	pc.
2	10	16	**F202 A-16/0.01**	2CSF202101R0160	**782407**			0.225	1/6
	30	25	**F202 A-25/0.03**	2CSF202101R1250	**782506**			0.225	1/6
		40	**F202 A-40/0.03**	2CSF202101R1400	**782605**			0.225	1/6
		63	**F202 A-63/0.03**	2CSF202101R1630	**782704**			0.225	1/6
		80	**F202 A-80/0.03**	2CSF202101R1800	**915201**			0.225	1/6
		100	**F202 A-100/0.03**	2CSF202101R1900	**915300**			0.225	1/6
	100	25	**F202 A-25/0.1**	2CSF202101R2250	**786900**			0.225	1/6
		40	**F202 A-40/0.1**	2CSF202101R2400	**787006**			0.225	1/6
		63	**F202 A-63/0.1**	2CSF202101R2630	**787105**			0.225	1/6
		80	**F202 A-80/0.1**	2CSF202101R2800	**915409**			0.225	1/6
		100	**F202 A-100/0.1**	2CSF202101R2900	**915508**			0.225	1/6
	300	25	**F202 A-25/0.3**	2CSF202101R3250	**782803**			0.225	1/6
		40	**F202 A-40/0.3**	2CSF202101R3400	**782902**			0.225	1/6
		63	**F202 A-63/0.3**	2CSF202101R3630	**783008**			0.225	1/6
		80	**F202 A-80/0.3**	2CSF202101R3800	**915607**			0.225	1/6
		100	**F202 A-100/0.3**	2CSF202101R3900	**915706**			0.225	1/6
	500	25	**F202 A-25/0.5**	2CSF202101R4250	**783107**			0.225	1/6
		40	**F202 A-40/0.5**	2CSF202101R4400	**783206**			0.225	1/6
		63	**F202 A-63/0.5**	2CSF202101R4630	**783305**			0.225	1/6
		80	**F202 A-80/0.5**	2CSF202101R4800	**915805**			0.225	1/6
		100	**F202 A-100/0.5**	2CSF202101R4900	**915904**			0.225	1/6
4	30	25	**F204 A-25/0.03**	2CSF204101R1250	**783404**			0.375	1/3
		40	**F204 A-40/0.03**	2CSF204101R1400	**783503**			0.375	1/3
		63	**F204 A-63/0.03**	2CSF204101R1630	**783602**			0.375	1/3
		80	**F204 A-80/0.03**	2CSF204101R1800	**917809**			0.405	1/3
		100	**F204 A-100/0.03**	2CSF204101R1900	**917908**			0.405	1/3
		125	**F204 A-125/0.03**	2CSF204101R1950	**941903**			0.500	1
	100	25	**F204 A-25/0.1**	2CSF204101R2250	**787204**			0.375	1/3
		40	**F204 A-40/0.1**	2CSF204101R2400	**787303**			0.375	1/3
		63	**F204 A-63/0.1**	2CSF204101R2630	**787402**			0.375	1/3
		80	**F204 A-80/0.1**	2CSF204101R2800	**918004**			0.405	1/3
		100	**F204 A-100/0.1**	2CSF204101R2900	**918103**			0.405	1/3
		125	**F204 A-125/0.1**	2CSF204101R2950	**942009**			0.500	1
	300	25	**F204 A-25/0.3**	2CSF204101R3250	**783701**			0.375	1/3
		40	**F204 A-40/0.3**	2CSF204101R3400	**783800**			0.375	1/3
		63	**F204 A-63/0.3**	2CSF204101R3630	**783909**			0.375	1/3
		80	**F204 A-80/0.3**	2CSF204101R3800	**918202**			0.405	1/3
		100	**F204 A-100/0.3**	2CSF204101R3900	**918301**			0.405	1/3
		125	**F204 A-125/0.3**	2CSF204101R3950	**942108**			0.500	1
	500	25	**F204 A-25/0.5**	2CSF204101R4250	**784005**			0.375	1/3
		40	**F204 A-40/0.5**	2CSF204101R4400	**784104**			0.375	1/3
		63	**F204 A-63/0.5**	2CSF204101R4630	**784203**			0.375	1/3
		80	**F204 A-80/0.5**	2CSF204101R4800	**918400**			0.405	1/3
		100	**F204 A-100/0.5**	2CSF204101R4900	**918509**			0.405	1/3
		125	**F204 A-125/0.5**	2CSF204101R4950	**942207**			0.500	1

AC

3





F 200 AC type (IEC)

Function: protection against the effects of sinusoidal alternating earth fault currents; protection against indirect contacts and additional protection against direct (with IΔn=30 mA) contacts; command and isolation of resistive and inductive circuits.

Application: residential, commercial, industrial.

Standard: IEC/EN 61008

Marking: according to IEC 61008

Number of poles	Rated residual current	Rated current	**Order details**		**Bbn 8012542**	Price 1 piece	Price group	Weight 1 piece	Pack unit
	IΔn mA	In A	**Type code**	Order code	**EAN**			kg	pc.
2	10	16	**F202 AC-16/0.01**	2CSF202005R0160	**814603**			0.225	1/6
	30	25	**F202 AC-25/0.03**	2CSF202005R1250	**814702**			0.225	1/6
		40	**F202 AC-40/0.03**	2CSF202005R1400	**814801**			0.225	1/6
		63	**F202 AC-63/0.03**	2CSF202005R1630	**814900**			0.225	1/6
		80	**F202 AC-80/0.03**	2CSF202005R1800	**935902**			0.225	1/6
		100	**F202 AC-100/0.03**	2CSF202005R1900	**936008**			0.225	1/6
	100	25	**F202 AC-25/0.1**	2CSF202005R2250	**815006**			0.225	1/6
		40	**F202 AC-40/0.1**	2CSF202005R2400	**815105**			0.225	1/6
		63	**F202 AC-63/0.1**	2CSF202005R2630	**815204**			0.225	1/6
		80	**F202 AC-80/0.1**	2CSF202005R2800	**936107**			0.225	1/6
		100	**F202 AC-100/0.1**	2CSF202005R2900	**936206**			0.225	1/6
	300	25	**F202 AC-25/0.3**	2CSF202005R3250	**815303**			0.225	1/6
		40	**F202 AC-40/0.3**	2CSF202005R3400	**815402**			0.225	1/6
		63	**F202 AC-63/0.3**	2CSF202005R3630	**815501**			0.225	1/6
		80	**F202 AC-80/0.3**	2CSF202005R3800	**936305**			0.225	1/6
		100	**F202 AC-100/0.3**	2CSF202005R3900	**936404**			0.225	1/6
	500	80	**F202 AC-80/0.5**	2CSF202005R4800	**936503**			0.225	1/6
		100	**F202 AC-100/0.5**	2CSF202005R4900	**936602**			0.225	1/6
4	30	25	**F204 AC-25/0.03**	2CSF204005R1250	**817109**			0.375	1/3
		40	**F204 AC-40/0.03**	2CSF204005R1400	**817208**			0.375	1/3
		63	**F204 AC-63/0.03**	2CSF204005R1630	**817307**			0.375	1/3
		80	**F204 AC-80/0.03**	2CSF204005R1800	**936701**			0.405	1/3
		100	**F204 AC-100/0.03**	2CSF204005R1900	**936800**			0.405	1/3
	100	25	**F204 AC-25/0.1**	2CSF204005R2250	**817406**			0.375	1/3
		40	**F204 AC-40/0.1**	2CSF204005R2400	**817505**			0.375	1/3
		63	**F204 AC-63/0.1**	2CSF204005R2630	**817604**			0.375	1/3
		80	**F204 AC-80/0.1**	2CSF204005R2800	**936909**			0.405	1/3
		100	**F204 AC-100/0.1**	2CSF204005R2900	**937005**			0.405	1/3
	300	25	**F204 AC-25/0.3**	2CSF204005R3250	**817703**			0.375	1/3
		40	**F204 AC-40/0.3**	2CSF204005R3400	**817802**			0.375	1/3
		63	**F204 AC-63/0.3**	2CSF204005R3630	**817901**			0.375	1/3
		80	**F204 AC-80/0.3**	2CSF204005R3800	**937104**			0.405	1/3
		100	**F204 AC-100/0.3**	2CSF204005R3900	**937203**			0.405	1/3
	500	80	**F204 AC-80/0.5**	2CSF204005R4800	**937302**			0.405	1/3
		100	**F204 AC-100/0.5**	2CSF204005R4900	**937401**			0.405	1/3

AC



F 200 AC type with neutral pole on the left

Function: protection against the effects of sinusoidal alternating earth fault currents; protection against indirect contacts and additional protection against direct (with IΔn=30 mA) contacts; command and isolation of resistive and inductive circuits. Product helpful where for installation habits, for wiring with busbars or cables, for special needs neutral on the left is needed.

Application: residential, commercial, industrial.

Standard: IEC/EN 61008

Marking: according to EN 61008

Number of poles	Rated residual current	Rated current	**Order details**		**Bbn 8012542**	Price 1 piece	Price group	Weight 1 piece	Pack unit
	IΔn mA	In A	**Type code**	Order code	**EAN**			kg	pc.
4	30	25	**F204 AC-25/0.03**	2CSF204023R1250	**815907**			0.375	1/3
		40	**F204 AC-40/0.03**	2CSF204023R1400	**816003**			0.375	1/3
		63	**F204 AC-63/0.03**	2CSF204023R1630	**816102**			0.375	1/3
		80	**F204 AC-80/0.03**	2CSF204023R1800	**917403**			0.405	1/3
		100	**F204 AC-100/0.03**	2CSF204023R1900	**917502**			0.405	1/3
		125	**F204 AC-125/0.03**	2CSF204023R1950	**975106**			0.500	1
	100	25	**F204 AC-25/0.1**	2CSF204023R2250	**816201**			0.375	1/3
		40	**F204 AC-40/0.1**	2CSF204023R2400	**816300**			0.375	1/3
		63	**F204 AC-63/0.1**	2CSF204023R2630	**816409**			0.375	1/3
	300	25	**F204 AC-25/0.3**	2CSF204023R3250	**816508**			0.375	1/3
		40	**F204 AC-40/0.3**	2CSF204023R3400	**816607**			0.375	1/3
		63	**F204 AC-63/0.3**	2CSF204023R3630	**816706**			0.375	1/3
		80	**F204 AC-80/0.3**	2CSF204023R3800	**917601**			0.405	1/3
		100	**F204 AC-100/0.3**	2CSF204023R3900	**917700**			0.405	1/3
		125	**F204 AC-125/0.3**	2CSF204023R3950	**975304**			0.500	1
	500	25	**F204 AC-25/0.5**	2CSF204023R4250	**816805**			0.375	1/3
		40	**F204 AC-40/0.5**	2CSF204023R4400	**816904**			0.375	1/3
		63	**F204 AC-63/0.5**	2CSF204023R4630	**817000**			0.375	1/3

A



F 200 A type with neutral pole on the left

Function: protection against the effects of sinusoidal alternating and direct pulsating earth fault currents; protection against indirect contacts and additional protection against direct (with IΔn=30 mA) contacts; command and isolation of resistive and inductive circuits. Product helpful where for installation habits, for wiring with busbars or cables, for special needs neutral on the left is needed.

Application: residential, commercial, industrial.

Standard: IEC/EN 61008

Marking: according to EN 61008

Number of poles	Rated residual current	Rated current	**Order details**		**Bbn 8012542**	Price 1 piece	Price group	Weight 1 piece	Pack unit
	IΔn mA	In A	**Type code**	Order code	**EAN**			kg	pc.
4	30	25	**F204 A-25/0.03**	2CSF204123R1250	**820109**			0.375	1/3
		40	**F204 A-40/0.03**	2CSF204123R1400	**820208**			0.375	1/3
		63	**F204 A-63/0.03**	2CSF204123R1630	**820307**			0.375	1/3
		80	**F204 A-80/0.03**	2CSF204123R1800	**918608**			0.405	1/3
		100	**F204 A-100/0.03**	2CSF204123R1900	**918707**			0.405	1/3
		125	**F204 A-125/0.03**	2CSF204123R1950	**967705**			0.500	1
	100	25	**F204 A-25/0.1**	2CSF204123R2250	**820406**			0.375	1/3
		40	**F204 A-40/0.1**	2CSF204123R2400	**820505**			0.375	1/3
		63	**F204 A-63/0.1**	2CSF204123R2630	**820604**			0.375	1/3
	300	25	**F204 A-25/0.3**	2CSF204123R3250	**820703**			0.375	1/3
		40	**F204 A-40/0.3**	2CSF204123R3400	**820802**			0.375	1/3
		63	**F204 A-63/0.3**	2CSF204123R3630	**820901**			0.375	1/3
		80	**F204 A-80/0.3**	2CSF204123R3800	**918806**			0.405	1/3
		100	**F204 A-100/0.3**	2CSF204123R3900	**918905**			0.405	1/3
		125	**F204 A-125/0.3**	2CSF204123R3950	**967804**			0.500	1
	500	25	**F204 A-25/0.5**	2CSF204123R4250	**821007**			0.375	1/3
		40	**F204 A-40/0.5**	2CSF204123R4400	**821106**			0.375	1/3
		63	**F204 A-63/0.5**	2CSF204123R4630	**821205**			0.375	1/3

AC





F 200 AP-R, AC type

Function: protection against the effects of sinusoidal alternating earth fault currents, providing the best compromise between safety and continuity in the service thanks to the resistance to unwanted trippings; protection against indirect contacts and additional protection against direct (IΔn=30 mA) contacts; command and isolation of resistive and inductive circuits.

Application: residential, commercial, industrial.

Standard: IEC/EN 61008

Surge current resistance (wave 8/20)=3000 A

Marking: according to EN 61008

Number of poles	Rated residual current	Rated current	**Order details**		**Bbn 8012542**	Price 1 piece	Price group	Weight 1 piece	Pack unit
	IΔn mA	In A	**Type code**	Order code	**EAN**			kg	pc.
2	30	25	**F202 AC-25/0.03 AP-R**	2CSF202301R1250	**785705**			0.225	1/6
		40	**F202 AC-40/0.03 AP-R**	2CSF202301R1400	**823704**			0.225	1/6
		63	**F202 AC-63/0.03 AP-R**	2CSF202301R1630	**785804**			0.225	1/6
4	30	25	**F204 AC-25/0.03 AP-R**	2CSF204301R1250	**785903**			0.375	1/3
		40	**F204 AC-40/0.03 AP-R**	2CSF204301R1400	**823803**			0.375	1/3
		63	**F204 AC-63/0.03 AP-R**	2CSF204301R1630	**786009**			0.375	1/3

A



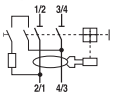



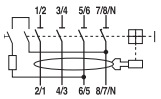



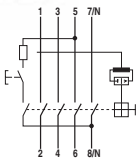

F 200 AP-R, A type

Function: protection against the effects of sinusoidal alternating and direct pulsating earth fault currents, providing the best compromise between safety and continuity in the service thanks to the resistance to unwanted trippings; protection against indirect contacts and additional protection against direct (IΔn=30 mA) contacts; command and isolation of resistive and inductive circuits.

Application: residential, commercial, industrial.

Standard: IEC/EN 61008

Surge current resistance (wave 8/20)=3000 A

Marking: according to EN 61008

3

Number of poles	Rated residual current	Rated current	**Order details**		**Bbn 8012542**	Price 1 piece	Price group	Weight 1 piece	Pack unit
	IΔn mA	In A	**Type code**	Order code	**EAN**			kg	pc.
2	30	25	**F202 A-25/0.03 AP-R**	2CSF202401R1250	**785101**			0.225	1/6
		40	**F202 A-40/0.03 AP-R**	2CSF202401R1400	**785200**			0.225	1/6
		63	**F202 A-63/0.03 AP-R**	2CSF202401R1630	**785309**			0.225	1/6
		80	**F202 A-80/0.03 AP-R**	2CSF202401R1800	**916406**			0.225	1/6
		100	**F202 A-100/0.03 AP-R**	2CSF202401R1900	**916505**			0.225	1/6
4	30	25	**F204 A-25/0.03 AP-R**	2CSF204401R1250	**785408**			0.375	1/3
		40	**F204 A-40/0.03 AP-R**	2CSF204401R1400	**785507**			0.375	1/3
		63	**F204 A-63/0.03 AP-R**	2CSF204401R1630	**785606**			0.375	1/3
		80	**F204 A-80/0.03 AP-R**	2CSF204401R1800	**919407**			0.405	1/3
		100	**F204 A-100/0.03 AP-R**	2CSF204401R1900	**919506**			0.405	1/3
		125	**F204 A-125/0.03 AP-R**	2CSF204401R1950	**967903**			0.500	1

AC

3

F 200 AC selective type

Function: protection against the effects of sinusoidal alternating earth fault currents with an intentional tripping delay, which permits to realize the selectivity with downstream instantaneous devices (for more information about selectivity see the technical guide); protection against indirect contacts; command and isolation of resistive and inductive circuits.

Application: commercial, industrial.

Standard: IEC/EN 61008

Surge current resistance (wave 8/20)=5000 A

Marking: according to EN 61008



2CSC400565F0201



2CSC400569F0201

Number of poles	Rated residual current	Rated current	**Order details**		**Bbn 8012542**	Price 1 piece	Price group	Weight 1 piece	Pack unit
	IΔn mA	In A	**Type code**	Order code	**EAN**			kg	pc.
2	100	40	**F202 AC S-40/0.1**	2CSF202901R2400	**821304**			0.225	1/6
		63	**F202 AC S-63/0.1**	2CSF202901R2630	**821403**			0.225	1/6
	300	40	**F202 AC S-40/0.3**	2CSF202901R3400	**821502**			0.225	1/6
		63	**F202 AC S-63/0.3**	2CSF202901R3630	**821601**			0.225	1/6
	500	40	**F202 AC S-40/0.5**	2CSF202901R4400	**821700**			0.225	1/6
		63	**F202 AC S-63/0.5**	2CSF202901R4630	**821809**			0.225	1/6
	1000	40	**F202 AC S-40/1**	2CSF202901R5400	**821908**			0.225	1/6
		63	**F202 AC S-63/1**	2CSF202901R5630	**822004**			0.225	1/6
4	100	40	**F204 AC S-40/0.1**	2CSF204901R2400	**822103**			0.375	1/3
		63	**F204 AC S-63/0.1**	2CSF204901R2630	**822202**			0.375	1/3
	300	40	**F204 AC S-40/0.3**	2CSF204901R3400	**822301**			0.375	1/3
		63	**F204 AC S-63/0.3**	2CSF204901R3630	**822400**			0.375	1/3
	500	40	**F204 AC S-40/0.5**	2CSF204901R4400	**822509**			0.375	1/3
		63	**F204 AC S-63/0.5**	2CSF204901R4630	**822608**			0.375	1/3
	1000	40	**F204 AC S-40/1**	2CSF204901R5400	**822707**			0.375	1/3
		63	**F204 AC S-63/1**	2CSF204901R5630	**822806**			0.375	1/3

A



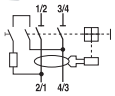



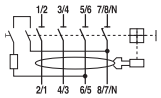



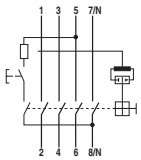

F 200 A selective type

Function: protection against the effects of sinusoidal alternating and direct pulsating earth fault currents with an intentional tripping delay, which permits to realize the selectivity with downstream instantaneous devices (for more information about selectivity see the technical guide); protection against indirect contacts; command and isolation of resistive and inductive circuits.

Application: commercial, industrial.

Standard: IEC/EN 61008

Surge current resistance (wave 8/20)=5000 A

Marking: according to EN 61008

3

Number of poles	Rated residual current	Rated current	**Order details**		**Bbn 8012542**	Price 1 piece	Price group	Weight 1 piece	Pack unit
	IΔn mA	In A	**Type code**	Order code	**EAN**			kg	pc.
2	100	40	**F202 A S-40/0.1**	2CSF202201R2400	**822905**			0.225	1/6
		63	**F202 A S-63/0.1**	2CSF202201R2630	**823001**			0.225	1/6
		100	**F202 A S-100/0.1**	2CSF202201R2900	**916000**			0.225	1/6
	300	40	**F202 A S-40/0.3**	2CSF202201R3400	**784302**			0.225	1/6
		63	**F202 A S-63/0.3**	2CSF202201R3630	**784401**			0.225	1/6
		100	**F202 A S-100/0.3**	2CSF202201R3900	**916109**			0.225	1/6
	500	40	**F202 A S-40/0.5**	2CSF202201R4400	**784500**			0.225	1/6
		63	**F202 A S-63/0.5**	2CSF202201R4630	**784609**			0.225	1/6
		100	**F202 A S-100/0.5**	2CSF202201R4900	**916208**			0.225	1/6
	1000	40	**F202 A S-40/1**	2CSF202201R5400	**823100**			0.225	1/6
		63	**F202 A S-63/1**	2CSF202201R5630	**823209**			0.225	1/6
		100	**F202 A S-100/1**	2CSF202201R5900	**916307**			0.225	1/6
4	100	40	**F204 A S-40/0.1**	2CSF204201R2400	**823308**			0.375	1/3
		63	**F204 A S-63/0.1**	2CSF204201R2630	**823407**			0.375	1/3
		100	**F204 A S-100/0.1**	2CSF204201R2900	**919001**			0.405	1/3
	300	40	**F204 A S-40/0.3**	2CSF204201R3400	**784708**			0.375	1/3
		63	**F204 A S-63/0.3**	2CSF204201R3630	**784807**			0.375	1/3
		100	**F204 A S-100/0.3**	2CSF204201R3900	**919100**			0.405	1/3
		125	**F204 A S-125/0.3**	2CSF204201R3950	**968207**			0.500	1
	500	40	**F204 A S-40/0.5**	2CSF204201R4400	**784906**			0.375	1/3
		63	**F204 A S-63/0.5**	2CSF204201R4630	**785002**			0.375	1/3
		100	**F204 A S-100/0.5**	2CSF204201R4900	**919209**			0.405	1/3
		125	**F204 A S-125/0.5**	2CSF204201R4950	**968405**			0.500	1
	1000	40	**F204 A S-40/1**	2CSF204201R5400	**823506**			0.375	1/3
		63	**F204 A S-63/1**	2CSF204201R5630	**823605**			0.375	1/3
		100	**F204 A S-100/1**	2CSF204201R5900	**919308**			0.405	1/3

A

3



2CSC400569F0201

F 200 A type for high frequency (400 Hz)

Function: protection against the effects of sinusoidal alternating and direct pulsating earth fault currents; protection against indirect contacts and additional protection against direct (with Idn=30 mA) contacts; command and isolation of resistive and inductive circuits.
Advantages: increasing the frequency generates an increase of the magnetic reluctance of the toroidal transformer of standard RCCB and what follows is the value of the increasing operating residual current at 400 Hz reaching values 3 or more times higher than those of the residual current at 50Hz. The RCCB F 200 400 Hz guarantees protection against indirect contacts and additional protection against direct (with Idn=30 mA) contacts considering that the operating residual current doesn't increase with the increase of the network frequency.

Application: commercial, industrial.

Standard: IEC/EN 61008

Marking: according to EN 61008

Number of poles	Rated residual current	Rated current	**Order details**		**Bbn 8012542**	Price 1 piece	Price group	Weight 1 piece	Pack unit
	IΔn mA	In A	**Type code**	Order code	**EAN**			kg	pc.
4	30	25	**F204 A-25/0.03 400Hz**	2CSF204197R1250	**968603**			0.375	1/3
		40	**F204 A-40/0.03 400Hz**	2CSF204197R1400	**968702**			0.375	1/3

B



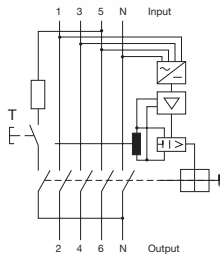

F 200 B type for pulsating DC earth fault current

Function: protection against the effects of sinusoidal alternating, direct pulsating and pulsating DC or smooth DC earth fault currents; protection against indirect contacts and additional protection against direct (with Idn=30 mA) contacts; command and isolation of resistive and inductive circuits.

Application: industrial.

Standard: IEC/EN 61008 and IEC/EN 60755

Marking: according to EN 61008

Number of poles	Rated residual current	Rated current	**Order details**		**Bbn 8012542**	Price 1 piece	Price group	Weight 1 piece	Pack unit
	IΔn mA	In A	**Type code**	Order code	**EAN**			kg	pc.
4	30	40	**F204 B-40/0.03**	2CSF204501R1400	**988403**			0.500	1
		63	**F204 B-63/0.03**	2CSF204501R1630	**988502**			0.500	1
	300	63	**F204 B-63/0.3**	2CSF204501R3630	**989004**			0.500	1



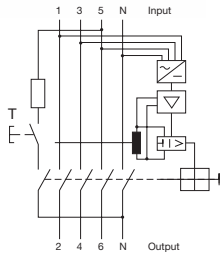

F 200 B selective type for pulsating DC earth fault current

Function: protection against the effects of sinusoidal alternating, direct pulsating and pulsating DC or smooth DC earth fault currents with an intentional tripping delay, which permits to realize the selectivity with downstream instantaneous devices (for more information about selectivity see the technical guide); protection against indirect contacts; command and isolation of resistive and inductive circuits.

Application: industrial.

Standard: IEC/EN 61008 and IEC/EN 60755

Surge current resistance (wave 8/20)=5000A

Marking: according to EN 61008

Number of poles	Rated residual current	Rated current	**Order details**		**Bbn 8012542**	Price 1 piece	Price group	Weight 1 piece	Pack unit
	IΔn mA	In A	**Type code**	Order code	**EAN**			kg	pc.
4	300	63	**F204 B S-63/0.3**	2CSF204801R3630	**989301**			0.500	1