34

Table 34-77. Auxiliary Contacts

	Conventional Thermal Current, Open at 60°C $I_{th} = I_e$, AC-1 in Amps	Poles	Contact Configuration	Circuit Symbol	Pkg. Qty.	Screw Terminals Catalog Number	Spring Cage Terminals Catalog Number	Price U.S. $ ①
Frame B – C — Front (Top) Mount								
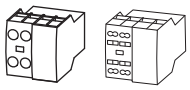	16	2	2NO		5	**XTCEXFAC20**	**XTCEXFACC20**	
	16	2	1NO-1NC		5	**XTCEXFAC11**	**XTCEXFACC11**	
	16	2	2NC		5	**XTCEXFAC02**	**XTCEXFACC02**	
	16	2	$1NO_E$-$1NC_L$		5	**XTCEXFALC11** ②	**XTCEXFALCC11** ②	
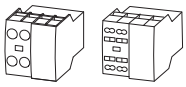	16	2	1NO-1NC		5	**XTCEXFDC11** ③	**XTCEXFDCC11** ③	
	16	2	2NC		5	**XTCEXFCC02** ③	**XTCEXFCCC02** ③	
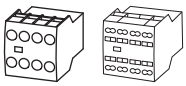	16	4	4NO		5	**XTCEXFAC40**	**XTCEXFACC40**	
	16	4	3NO-1NC		5	**XTCEXFAC31**	**XTCEXFACC31**	
	16	4	2NO-2NC		5	**XTCEXFAC22**	**XTCEXFACC22**	
	16	4	1NO-3NC		5	**XTCEXFAC13**	**XTCEXFACC13**	
	16	4	4NC		5	**XTCEXFAC04**	**XTCEXFACC04**	
	16	4	$1NO_E$-$1NC_L$	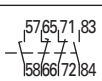	5	**XTCEXFCLC22** ②	**XTCEXFCLCC22** ②	
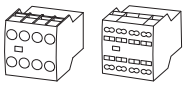	16	4	2NO-2NC		5	**XTCEXFCC22** ③	**XTCEXFCCC22** ③	
Frame B — Side Mount								
	16	1	1NO		1	**XTCEXSAB10**	—	
	16	1	1NC		1	**XTCEXSAB01**	—	

① Orders must be placed in multiples of package quantity listed.
② 1 early-make contact ($1NO_E$), 1 late-break contact ($1NC_L$).
③ To avoid duplicate terminal numbers in contact sequence, these auxiliary contacts should only be used with contactors having a built-in 1NO contact (XTCE...B10_, XTCE...C10_).

Technical Data . . . . . **Page 34-79**
Discount Symbol **1CD7**