COOPER Bussmann

Time-Delay Fuses

Class G – 600 Volt, ½ - 20 Amps
480 Volt, 25 - 60 Amps

SC



Catalog Symbol: SC
Current-Limiting
Ampere Rating: /Ω™ to 60A (fast-acting),
7 to 60A (time-delay)
Voltage Ratings:
SC /Ω™ to 20 600Vac, 170Vdc
SC 25 to 60 480Vac, 300Vdc
Interrupting Rating: 100,000A RMS Sym. AC, 10,000A dc
Agency Information:
UL Listed, Std. 248-5, Class G, Guide JDDZ, File E4273
CSA Certified, C22.2 No. 248.5, Class 1422-01, File 53787

Catalog Numbers

SC-/Ω™	SC-6	SC-25
SC-1	SC-7	SC-30
SC-1/Ω™	SC-8	SC-35
SC-2	SC-9	SC-40
SC-2/Ω™	SC-10	SC-45
SC-3	SC-12	SC-50
SC-4	SC-15	SC-60
SC-5	SC-20	—

Carton Quantity and Weight

Catalog Number	Carton Qty.	Weight† Lbs.	Weight† Kg.
/Ω™–15	4	0.060	0.0272
20	4	0.064	0.029
25–30	2	0.040	0.018
35–60	2	0.075	0.0340

†Weight per carton.

Dimensional Data

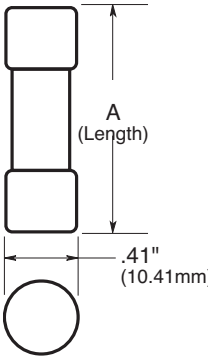

Fuse (Amps)	A
SC-/Ω™ to 15	1.31∑
SC-20	1.41∑
SC-25 to 30	1.62∑
SC-35 to 60	2.25∑

General Information:

- Compact branch-circuit units with high interrupting rating and current-limitation.
- With 600V rating, they can be used in 120/208, 120/240 and 277/480V circuits.
- Length variations relative to case size make the “rejection” type fuses.
- In general, SC fuses are about /ΩΣ the size of the 600V NEC fuse type.
- SC fuses with ampere ratings above 6A have a degree of overload time-delay which permits them to pass temporary overloads. At 200% load, they have a minimum opening time of 12 seconds.



Recommended fuseblocks/fuseholders for Class G fuses
See Data Sheets listed below
- Open fuseblocks - 1106
- In-line fuseholders - 1123, 1124

CE CE logo denotes compliance with European Union Low Voltage Directive (50-1000Vac, 75-1500Vdc). Refer to Data Sheet: 8002 or contact Bussmann Application Engineering at 636-527-1270 for more information.

© 2011 Cooper Bussmann
www.cooperbussmann.com

Peak Let-Through Curves

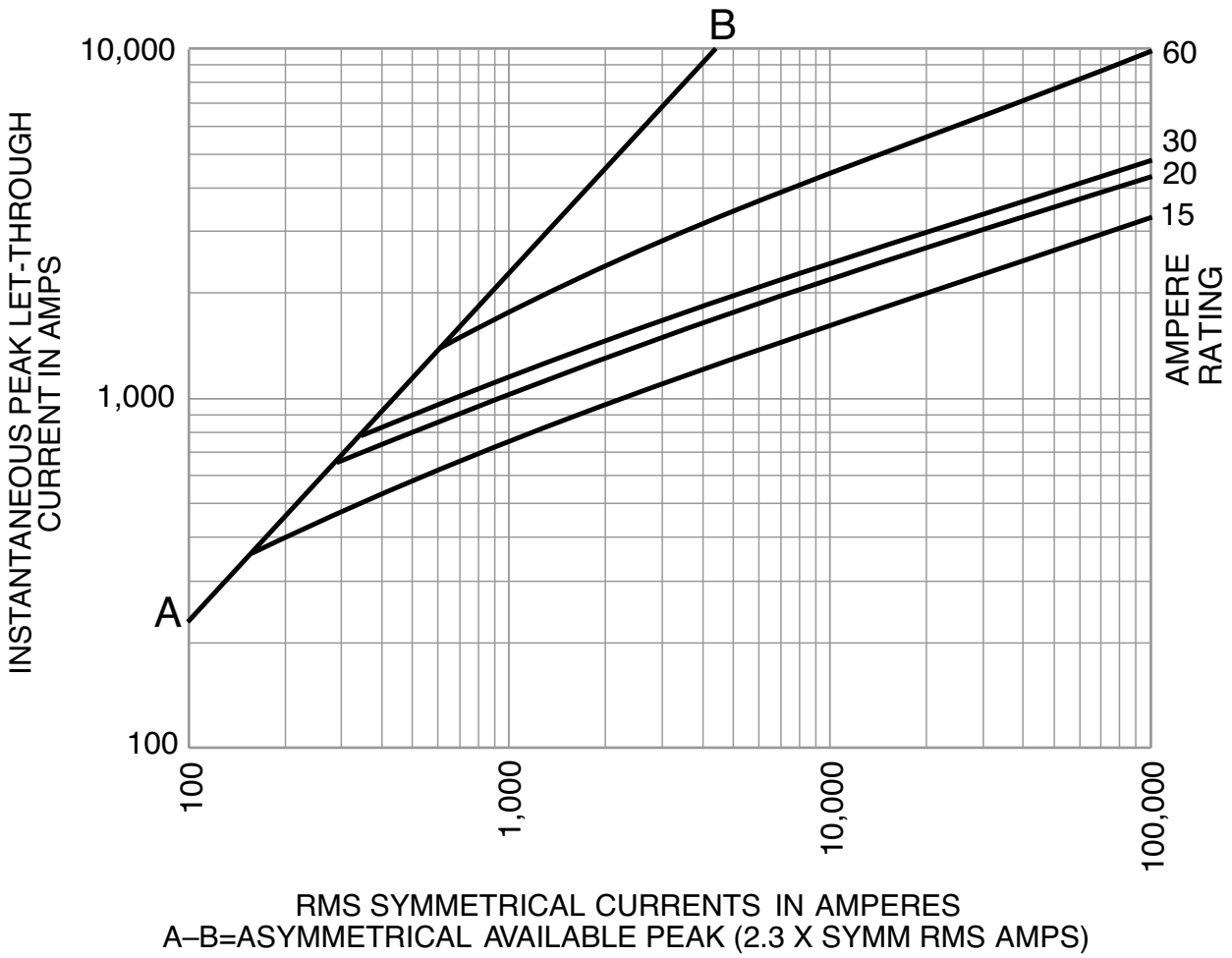

© 2011 Cooper Bussmann
www.cooperbussmann.com

Time-Current Characteristic Curves– Total Clearing

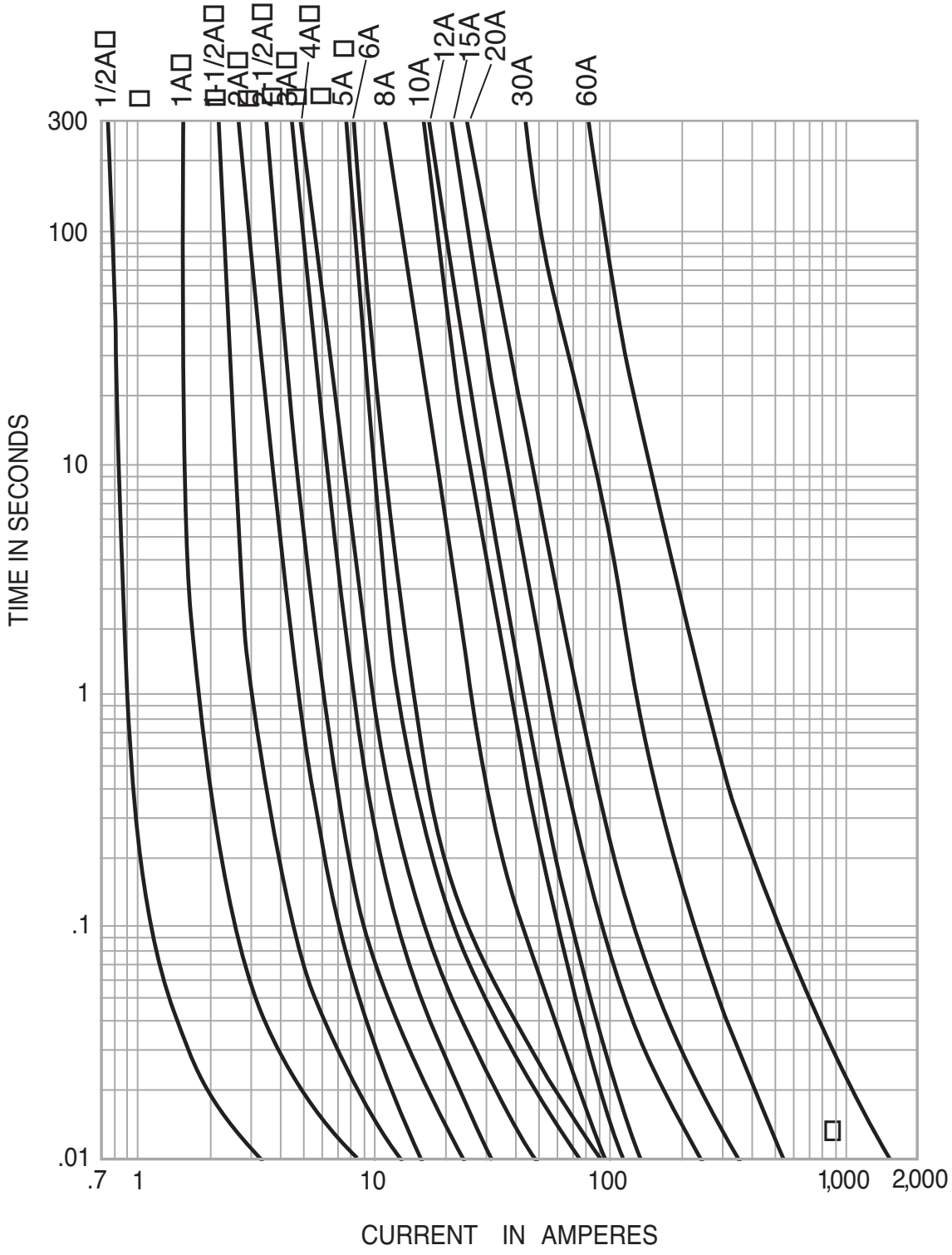

The only controlled copy of this Data Sheet is the electronic read-only version located on the Cooper Bussmann Network Drive. All other copies of this document are by definition uncontrolled. This bulletin is intended to clearly present comprehensive product data and provide technical information that will help the end user with design applications. Cooper Bussmann reserves the right, without notice, to change design or construction of any products and to discontinue or limit distribution of any products. Cooper Bussmann also reserves the right to change or update, without notice, any technical information contained in this bulletin. Once a product has been selected, it should be tested by the user in all possible applications.

© 2011 Cooper Bussmann
www.cooperbussmann.com

Mouser Electronics

Authorized Distributor

Click to View Pricing, Inventory, Delivery & Lifecycle Information:

Cooper Bussmann:

SC-60 SC-40 SC-15 SC-30 SC-20 SC-25 SC-10 SC-1 SC-50 BK/SC-10 BK/SC-15 BK/SC-20 BK/SC-25 BK/SC-30 BK/SC-35 BK/SC-40 BK/SC-45 BK/SC-50 BK/SC-60 BK/SC-8 BP/SC-15 BP/SC-20 BP/SC-30