Lovato DM0T…, DM2T…, DM3T…, DM4T… Datasheet

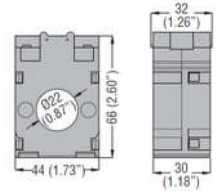



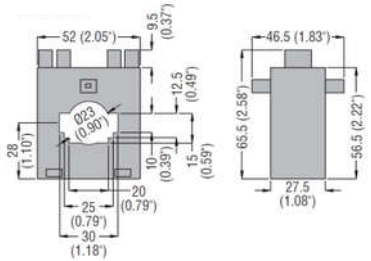



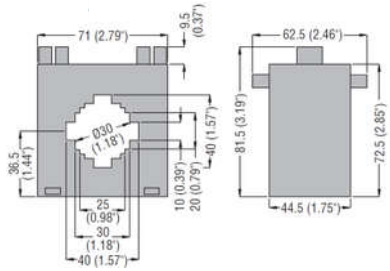



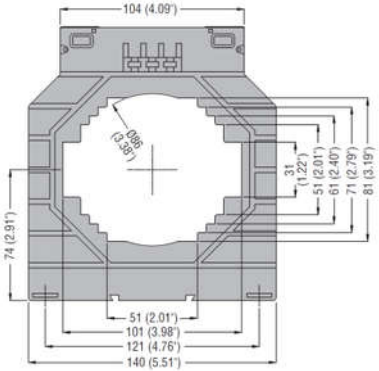

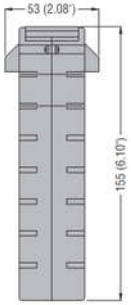



Order code	Primary current Ipn	Burden Class 0.5	Burden Class 1	Qty per pkg	Weight
	/5 [A]	[VA]	[VA]	n°	[kg]
For Ø22mm/0.9" cable.					
DM0T 0050	50	—	1.25	1	0.200
DM0T 0080	80	—	1.5	1	0.200
For Ø23mm/0.9" cable. For 30x10mm/1.2x0.4", 25x12.5mm/1x0.5", 20x15mm/0.8x0.4" busbars.					
DM2T 0100	100	—	1.5	1	0.130
DM2T 0150	150	—	1.5	1	0.130
DM2T 0200	200	—	2.5	1	0.130
DM2T 0300	300	1.5	3	1	0.130
DM2T 0400	400	2	3	1	0.130
For Ø30mm/1.2" cable. For 40x10mm/1.6x0.4", 30x20mm/1.2x0.8", 25x25mm/1x1" busbars.					
DM3T 0500	500	2.5	5	1	0.260
DM3T 0600	600	5	10	1	0.260
DM3T 0800	800	5	10	1	0.260
DM3T 1000	1000	5	10	1	0.260
For Ø86mm/3.4" cable. For 100x30mm/3.9x1.2", 80x50mm/3.1x2", 70x60mm/2.8x2.4" busbars.					
DM4T 1500	1500	30	30	1	0.760
DM4T 2000	2000	45	45	1	0.840

Operational characteristics

- Operating frequency: 50-60Hz
- Secondary output current: 5A
- Overload withstand: 120% Ipn
- IEC rated insulation voltage Ui: 720V
- IEC rated short-time thermal current Ith: 40-60 Ipn for 1 second
- IEC rated dynamic current Idyn: 2.5 Ith for 1 second
- Insulation (dry type): Class E
- Terminals:
  - Faston for DM2T and DM3T types
  - Screw for DM0T, DM4T and DM5T types
- Sealable terminal covers for DM0T, DM4T and DM5T types
- Fixing on 35mm DIN rail (IEC/EN 60715) or by screws (fixing elements standard supplied with the product)
- IEC degree of protection: IP30
- Ambient conditions
  - Operating temperature: -25 ... +50°C
  - Storage temperature: -40 ... +80°C.
  - Relative humidity, non condensing: 90%.

General characteristics

The DM... series current transformers (CTs) are installed in electric installations to reduce the line current to a secondary value of 5A, which is compatible with current inputs of digital multimeters or protection relays.
These are without primary winding and are used for high primary current values from 50A upward.
The number of loops of the primary cable does not modify the accuracy but converts the primary current value proportional to secondary current.

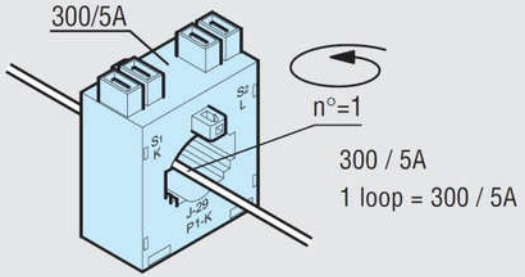

300:n/5A
300:1/5A=300/5A

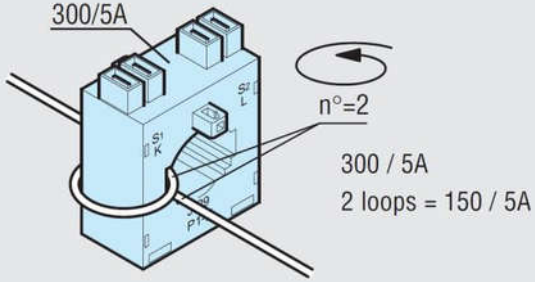

300:n/5A
300:2/5A=150/5A

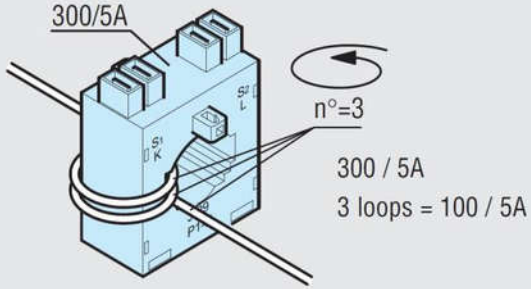

300:n/5A
300:3/5A=100/5A