COM3T 24-240VAC/DC

Manufacturer data sheet: V.070

Time relay - Multifunction

Status: Available Data sheet created: 01.07.2025

Item Number: 237010 - **Serie:** Combi - **EAN:** 9008662002029



- Time module COMBI series
- Multifunction
- 8 functions
- 8 time end ranges
- Supply voltage 24 - 240V AC/DC
- Can be combined with RT industrial relays and base ES9 or ES12
- width 35mm

Description

Precise and reliable switching and control in industrial and commercial applications.

General information

Short description	Multifunction time module (8 fct.) f. base ES9 and PF-113BE/M (ES12)
Item Number	237010
EAN	9008662002029
Main category	Timing Relays
Series	Combi
Type	COM3T 24-240VAC/DC
Supply	24-240V AC/DC
Dimensions	35 x 12 x 47 mm

Functions and measurands

The selection of the time function must be made in the de-energized state.

Amount of functions 8



ON delay (E)

When the supply voltage U is applied, the set time t starts to run (green LED U/t flashes). After the time t has elapsed (green LED U/t illuminated), the output relay R switches into on-position (yellow LED illuminated). This state remains until the supply voltage is interrupted. If the supply voltage is interrupted before the time t has elapsed, the time that has already elapsed is deleted and restarted when the supply voltage is next applied.

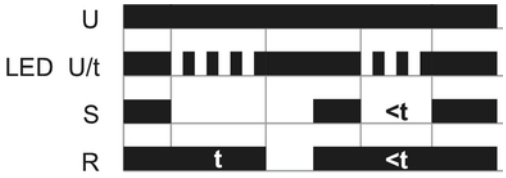

OFF delay with control input (R)

The supply voltage U must be constantly applied to the device (green LED U/t illuminated). When the control contact S is closed, the output relay R switches into on-position (yellow LED illuminated). If the control contact is opened, the set interval t begins (green LED flashes). After the interval t has expired (green LED U/t illuminated) the output relay switches into off-position (yellow LED not illuminated). If the control contact is closed again before the interval t has expired, the interval already expired is erased and is restarted.

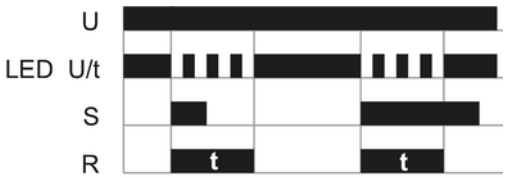

Single shot leading edge with control input (Ws)

The supply voltage U must be constantly applied to the device (green LED U/t illuminated). When the control contact S is closed, the output relay R switches into on-position (green LED U/t illuminated) and the set interval t begins (green LED U/t flashes). After the interval t has expired (green LED U/t illuminated) the output relay switches into off-position (yellow LED not illuminated). During the interval, the control contact can be operated any number of times. A further cycle can only be started when the cycle run has been completed.

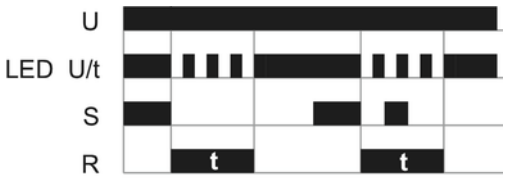

Single shot trailing edge with control input (Wa)

The supply voltage U must be constantly applied to the device (green LED U/t illuminated). Closing the control contact S has no influence on the condition of the output R. When the control contact is opened, the output relay switches into on-position (yellow LED illuminated) and the set interval t begins (green LED U/t flashes). After the interval t has expired (green LED U/t illuminated), the ouput relay switches into off-position (yellow LED not illuminated). During the interval, the control contact can be operated any number of times. A further cycle can only be started when the cycle run has been completed.



Single shot leading edge voltage controlled (Wu)

When the supply voltage U is applied, the output relay R switches into on-position (yellow LED illuminated) and the set interval t begins (green LED U/t flashes). After the interval t has expired (green LED U/t illuminated) the output relay switches into off-position (yellow LED not illuminated). This status remains until the supply voltage is interrupted. If the supply voltage is interrupted before the interval t has expired, the output relay switches into off-position. The interval already is erased and is restarted when the supply voltage is next applied.

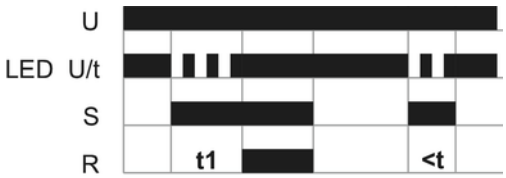

ON delay with control input (Es)

The supply voltage U must be constantly applied to the device (green LED U/t illuminated). When the control contact S is closed, the set interval t begins (green LED U/t flashes). After the interval t has expired (green LED U/t illuminated) the output relay R switches into on-position (yellow LED illuminated). This status remains until the control contact is opened again. If the control contact is opened before the interval t has expired , the interval already expired is erased and is restarted with the next cycle.

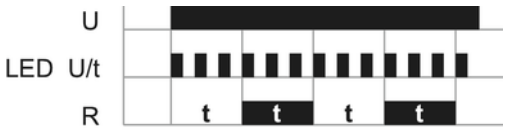

Flasher pause first (Bp)
When the supply voltage U is applied, the set interval t begins (green LED U/t flashes). After the interval t has expired, the output relay R switches into on-position (yellow LED illuminated) and the set interval t begins again. After the interval t has expired, the output relay switches into off-position (yellow LED not illuminated). The output relay is triggered at a ratio of 1:1 until the supply voltage is interrupted.

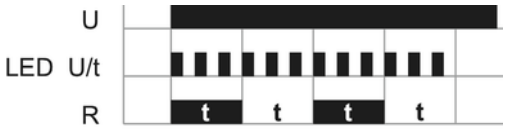

Flasher pulse first (Bi)
When the supply voltage U is applied, the set time t begins to run (green LED U/t flashes). After the time t has elapsed, the output relay R drops out (yellow LED R lights up) and the set time t starts running again. After the time t has elapsed, the output relay R drops out (yellow LED R does not light up). The output relay R is activated in a ratio of 1:1 until the supply voltage is interrupted.

Time ranges

Number Of Areas	8		
	Time range	**Adjustment range**	
	1s	50ms	1s
	10s	500ms	10s
	1min	500ms	1min
Time ranges	10min	500ms	10min
	1h	3min	1h
	10h	30min	10h
	1d	72min	1d
	10d	12h	10d

Indicators

Supply/time lapse 1	Green LED U ON: Supply voltage applied
Supply/time lapse 2	Green LED U flashes: Display of time elapsed t

Mechanical design

Housing material	made of self-extinguishing plastic
Housing - protection degree	IP40
Mounting	11-pole plug-in socket according to IEC60067-1-18a (type R11X or ES12)
Mounting position	any

Supply circuit

Terminals/connections	A1(+)-A2
Supply voltage d.c.	24 ... 240 V
Supply voltage tolerance d.c.	-15% ... +10%
Rated consumption d.c.	240 V d.c.: 0,765 W; 24 V d.c.: 0,06 W
Supply voltage a.c.	24 ... 240 V
Supply voltage tolerance a.c.	-15% ... +10%
Rated frequency [Hz]	a.c. 45 ... 65 Hz
Rated consumption a.c.	230 V a.c.: 0,52 W / 0,94 VA; 24 V a.c.: 54 mW / 80 mVA
Residual ripple	d.c. 10%
Drop-out voltage	> 10V AC bzw. 10V DC

Ausgangskreis

Info	Depending on the industrial relay used

Control input

Control input	with potential
Terminals/connections	A1-B1
Loadable	yes, minimum load 1VA (0.5W) connected in parallel, terminals A2-B1
Maximum line length	10 m (twisted)
Minimum control pulse length a.c.	80 ms
Minimum control pulse length d.c.	60 ms

Accuracy

Base accuracy	±1 % (from full scale)
Adjustment accuracy	<=5 % (vom Einstellwert)
Repetition accuracy	±5 ms
Temperature influence	<=0.01 % / °C

Ambient conditions and general specifications

Storage temperature	-25 ... +70 °C
Transport temperature	-25 ... +70 °C
Pollution degree	2, pollution level can be increased by installation in suitable enclosures (according to IEC 60664-1)

Logistics

Minimum Quantity	1
Tariff Number	85364900
EAN	9008662002029
Country of Origin	AT
Product Weight (g)	14

Available declarations / conformities

EAC	✓
CE	✓
UL	Open document
c(UL)	Open document
REACH	Open document
WEEE	Open document
TSCA	Open document
RoHs	Open document
CMRT	Open document

Media & drawings



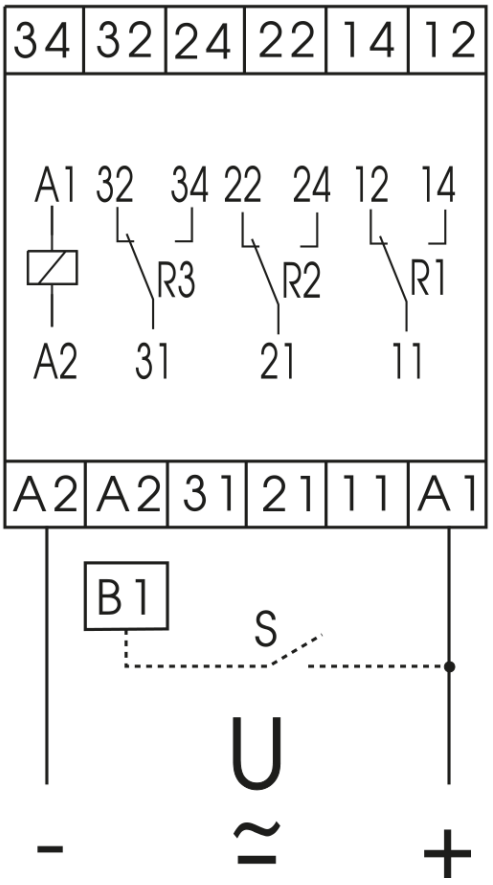

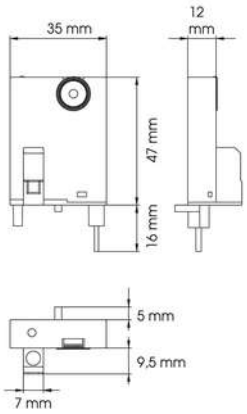

Tele Haase Steuergeräte Ges.m.b.H
Vorarlberger Allee 38
1230 Vienna
Austria

CALL US +43 / 1 / 614 74 - 0
ONLINE SUPPORT support@tele-haase.at

Changes and errors excepted