IEC Appliance Inlet C14 with Fuseholder 2-pole

Plug removal necessary for fuse replacement



Screw-On Version



Snap-In Version

C14

70° C

Description

- Panel Mount:
  Screw-on version from front or rear side, snap-in version from front side
- 2 Functions:
  Appliance Inlet Protection class I, Fuseholder for fuse-links 5 x 20 mm 2-pole
- Solder terminals or quick connect terminals

Approvals

- VDE Certificate Number: 40036853
- UL File Number: E93617
- CSA File Number: 38456
- CCC File Number: 2013010204594655

Characteristics

- All single elements are already wired
- Plug removal necessary for fuse-link replacement
- Suitable for use in equipment according to IEC/UL 60950

Other versions on request

- Types for rivet mounting available upon request

References

Alternative: version with line filter 5220
Alternative: Fuseholder 1-pole

Weblinks

pdf-datasheet, html-datasheet, General Product Information, Approvals, CE declaration of conformity, RoHS, CHINA-RoHS, REACH, Mating Connectors, e-Shop, SCHURTER-Stock-Check, Distributor-Stock-Check, CAD-Drawings, Accessories, Detailed request for product

Technical Data

Ratings IEC	10 A / 250 VAC; 50 Hz
Ratings UL/CSA	10 A / 250 VAC; 60 Hz
Dielectric Strength	> 2 kVAC between L-N > 2 kVAC between L/N-PE (1 min/50 Hz)
Allowable Operation Temp.	-25 °C to 70 °C
Degree of Protection	from front side IP 40 acc. to IEC 60529
Protection Class	Suitable for appliances with protection class I acc. to IEC 61140
Terminal	Solder terminals or quick connect terminals , tin-plated
Panel Thickness s	Screw: max 6 mm Mounting screw torque max 0.5 Nm Snap-in: 1/1.5/2/2.5/3 mm
Material: Housing	Thermoplastic, black, UL 94V-0

Appliance Inlet	C14 acc. to IEC 60320, UL 498, CSA C22.2 no. 42 (for cold conditions) pin-temperature 70 °C, 10 A, Protection Class I
Fuseholder	2-pole, Shocksafe category PC2 acc. to IEC 60127-6, for fuse-links 5 x 20 mm
Rated Power Acceptance @ Ta 23 °C	5 x 20: 1.6 W 2-pole
Power Acceptance @ Ta > 23°C	Admissible power acceptance at higher ambient temperature see derating curves

Dimensions

Screw-on mounting

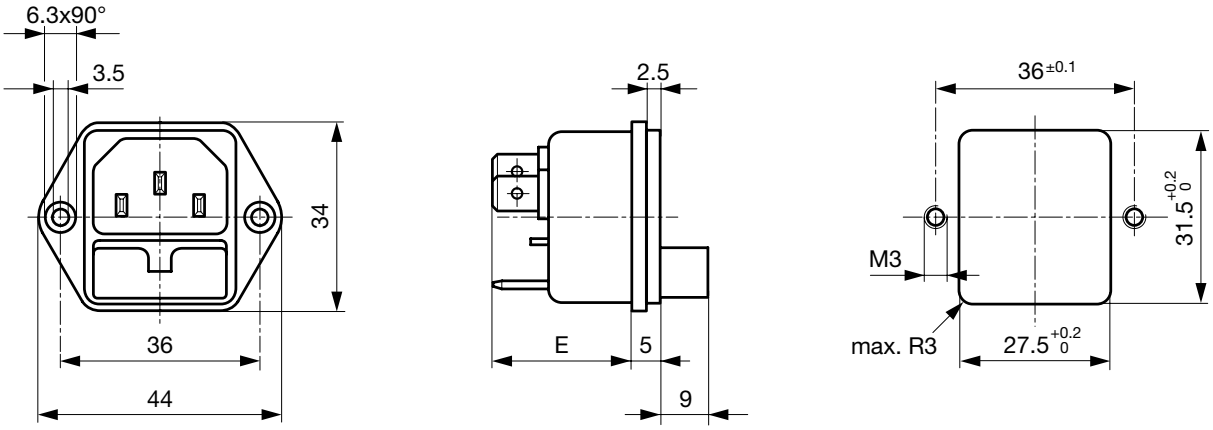

E: Solder terminals 20.5 mm
E: Quick connect terminals 23.5 mm

Snap-in mounting

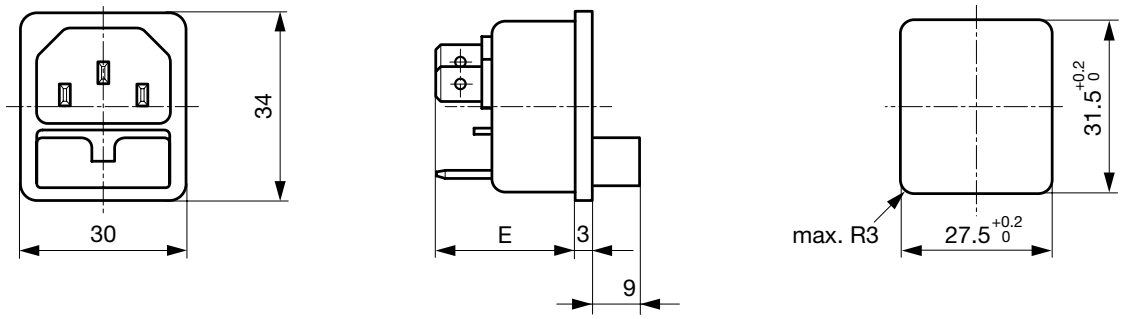

E: solder terminals 22.5 mm
E: quick-connect terminals 25.5 mm
S: 1.0/1.5/2.0/2.5/3.0 mm

Diagrams

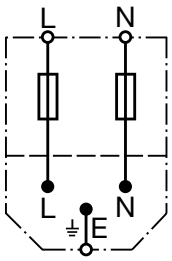

Derating Curves

1-pole

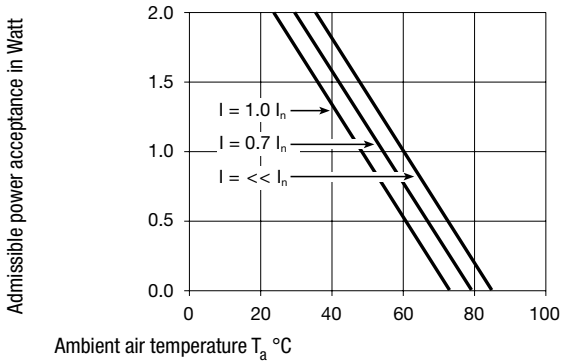

2-pole

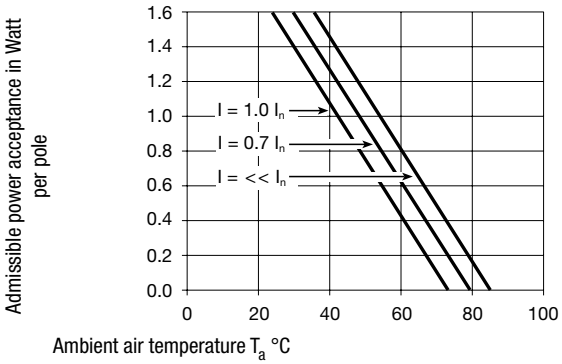

All Variants

Protection Class	Panel mounting	Panel Thickness s [mm]	Fuseholder	Terminal	Internally wired	Order Number	
I	Snap-in	1	2-pole	Quick connect terminals 4.8 x 0.8 mm	●	6220.5210	
I	Snap-in	1.5	2-pole	Quick connect terminals 4.8 x 0.8 mm	●	6220.5215	▮
I	Snap-in	2	2-pole	Quick connect terminals 4.8 x 0.8 mm	●	6220.5220	▮
I	Snap-in	2.5	2-pole	Quick connect terminals 4.8 x 0.8 mm	●	6220.5225	▮
I	Snap-in	3	2-pole	Quick connect terminals 4.8 x 0.8 mm	●	6220.5230	
I	Snap-in	1	2-pole	Quick connect terminals 6.3 x 0.8 mm	●	6220.5310	▮
I	Snap-in	1.5	2-pole	Quick connect terminals 6.3 x 0.8 mm	●	6220.5315	▮
I	Snap-in	2	2-pole	Quick connect terminals 6.3 x 0.8 mm	●	6220.5320	▮
I	Snap-in	2.5	2-pole	Quick connect terminals 6.3 x 0.8 mm	●	6220.5325	
I	Snap-in	3	2-pole	Quick connect terminals 6.3 x 0.8 mm	●	6220.5330	▮
I	Snap-in	1	2-pole	Solder terminals 3.8 x 0.8 mm	●	6220.5110	
I	Snap-in	1.5	2-pole	Solder terminals 3.8 x 0.8 mm	●	6220.5115	▮
I	Snap-in	2	2-pole	Solder terminals 3.8 x 0.8 mm	●	6220.5120	
I	Snap-in	2.5	2-pole	Solder terminals 3.8 x 0.8 mm	●	6220.5125	
I	Snap-in	3	2-pole	Solder terminals 3.8 x 0.8 mm	●	6220.5130	▮
I	Screw	-	2-pole	Quick connect terminals 4.8 x 0.8 mm	●	6220.2200	▮
I	Screw	-	2-pole	Quick connect terminals 6.3 x 0.8 mm	●	6220.2300	▮
I	Screw	-	2-pole	Solder terminals 3.8 x 0.8 mm	●	6220.2100	▮

▮ Most Popular.

Availability for all products can be searched real-time:http://www.schurter.com/en/Stock-Check/Stock-Check-SCHURTER

Packaging unit 50 Pcs

Accessories

	Description
	Assorted Covers Rear Cover
	Cord retaining kits Cord retaining strain relief

Mating Outlets/Connectors

	Category / Description	
	Appliance Outlet Overview complete	
	IEC Appliance Outlet F, Screw-on Mounting, Front Side, Solder Terminal	4787
	IEC Appliance Outlet F, Snap-in Mounting, Front Side, Solder or Quick-connect Terminal	4788
	IEC Appliance Outlet F or H, Screw-on Mounting, Front Side, Solder, PCB or Quick-connect Terminal	5091
	Appliance Outlet further types to 6220	
	Connector Overview complete	
	IEC Connector C13, Rewireable, Straight	4782
	IEC Connector C13, Rewireable, Straight	4022
	IEC Connector C13, Rewireable, Angled	4785
	IEC Connector C13, Rewireable, Angled	4300-06
	IEC Connector C13, Rewireable, Angled	4012
	Connector further types to 6220	...

22.04.2015

The specifications, descriptions and illustrations indicated in this document are based on current information. All content is subject to modifications and amendments. Information furnished is believed to be accurate and reliable. However, users should independently evaluate the suitability and test each product selected for their own applications.