Power terminal blocks

DIN 3 with bistable foot and base mounting

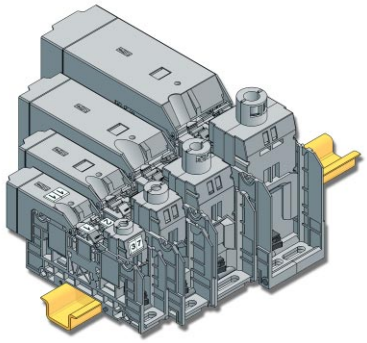

Delivered with cover

Rail	35 x 7,5 x 1	**PR3**	**0164 800.03**
Rail	35 x 15 x 2,3	**PR4**	**0168 500.12**
Rail	35 x 15 x 1,5	**PR5**	**0168 700.22**

Other rails : See Accessories section

Notes

** NFC 20130*
*** DIN 46234*

Base mounting with M6 screws.
See drilling, page 289.

D 35/27.AF

Spacing 27 mm *(1.07")*

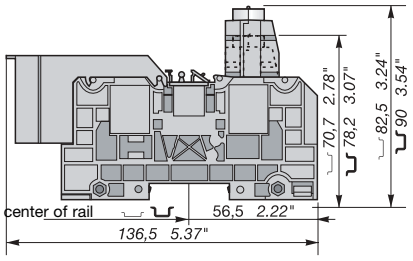

1 stud M6 + 1 wire-clamp with HM6 screw

Color	Type	Part number
Grey V0	**D35/27.AF**	**0190 006.25**

Delivered with covers

Characteristics

Wire size		NFC*	DIN**	UL pending	CSA pending
Lug	Solid wire	2,5-35 mm²	2,5-50 mm²	14-2 AWG	14-2 AWG
C4	Stranded wire	2,5-35 mm²	2,5-35 mm²	14-2 AWG	14-2 AWG
Wire-clamp	Solid wire	2,5-40 mm²		14-2 AWG	14-2 AWG
IEC B9	Stranded wire	2,5-35 mm²		14-2 AWG	14-2 AWG
Rated voltage		**IEC**	**IEC**		
V =~		1000	1000	600	600
Pulse		8 kV	8 kV		
Pollution degree		3	3		
Rated current		**IEC**			
Nominal		125 A		125 A	125 A
Rated wire size					
Nominal		35 mm²		2 AWG	2 AWG

	Lug	Central screw	Wire-clamp	Wire stripping length
Recommended wrench	H 10 mm	6 mm Allen key	5 mm Allen Key	28 mm *1.10"*
Recommended torque	3 Nm *26.1 lb.in*	6 Nm *52 lb.in*	3 Nm *26,3 lb.in*	

D 70/32.AF

Spacing 32 mm *(1.26")*

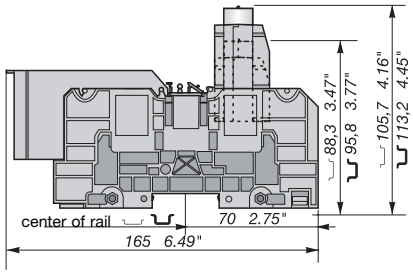

1 stud M8 + 1 wire-clamp with HM8 screw

Color	Type	Part number
Grey V0	**D 70/32.AF**	**0190 007.26**

Delivered with covers

Characteristics

Wire size		NFC*	DIN**	UL pending	CSA pending
Lug	Solid wire	6-95 mm²	6-70 mm²	10-000 AWG	10-000 AWG
C6	Stranded wire	6-70 mm²		10-00 AWG	10-00 AWG
Wire-clamp	Solid wire	6-95 mm²		10-000 AWG	10-000 AWG
IEC B11	Stranded wire	6-70 mm²		10-00 AWG	10-00 AWG
Rated voltage		**IEC**	**IEC**		
V =~		1000	1000	600	600
Pulse		8 kV	8 kV		
Pollution degree		3	3		
Rated current		**IEC**			
Nominal		125 A		192 A	192 A
Rated wire size					
Nominal		35 mm²		00 AWG	00 AWG

	Lug	Central screw	Wire-clamp	Wire stripping length
Recommended wrench	H 13 mm	6 mm Allen key	6 mm Allen Key	33 mm *1.30"*
Recommended torque	6 Nm *52 lb.in*	6 Nm *52 lb.in*	8 Nm *69,3 lb.in*	

Accessories

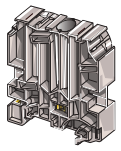
1

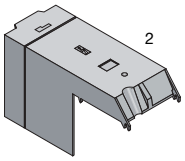
2

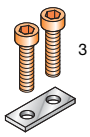
3



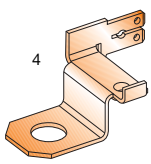
4

R

		Type			Part number
1	End stop (other end stops : see accessories)	**BADH**		th. 12 mm	**0116 900.27**
2	Rotating protective cover IP 20	**CPUF35**		V0 grey	**0190 016.16**
3	Jumper bar with CHc screws 2 poles	**BJS27**			**0205 772.13**
	3 poles	**BJS27**			**0205 773.14**
4	TAP for Faston 6.35 x 0.8 mm and screw	**DRF6**			**0205 767.16**
R	See section on markers Marking method	On cover : RC 810	On the middle : RC 810 or RPC		

		Type			Part number
1	End stop (other end stops : see accessories)	**BADH**		th. 12 mm	**0116 900.27**
2	Rotating protective cover IP 20	**CPUF70**		V0 grey	**0190 017.17**
3	Jumper bar with CHc screws 2 poles	**BJS32**			**0205 774.15**
	3 poles	**BJS32**			**0205 775.16**
4	TAP for Faston 6.35 x 0.8 mm and screw	**DRF8**			**0205 768.27**
R	See section on markers Marking method	On cover : RC 810	On the middle : RC 810 or RPC		