853 LED Double Flash Beacon



- LED Double Flash Beacon in attractive quadratic form
- Intense double flash with low power consumption
- Innovative connector to create traffic light combinations
- Easy assembly due to quick-release screws
- Thread/membrane combination keeps cabling requirements to a minimum

Life duration up to 50,000 hrs

TECHNICAL SPECIFICATIONS:

Dimensions (L x H x W):	85 mm x 85 mm x 72 mm
Housing:	PP-GF, black
Lens:	PC, transparent
Connection:	Screw terminal with wire protection, max. 1.5 mm²
Fixing:	Wall, base and ceiling mounting
Current consumption:	Max. 80 mA at 24 V
Equipment:	Eight self-sealing membranes for cable entry without tools Eight integrated M 20 threads, no nuts required Optional use of a cable gland, thread length of cable gland ≤ 9 mm (accessory)
Assembly:	Incl. snap-on fixing bracket (optional use)



Intense double flash effect with low power consumption

ORDER SPECIFICATIONS:

Voltage	12 V ⎓	24 V ⎓	115-230 V ~
red	**853 110 54**	**853 110 55**	**853 110 60**
green	**853 210 54**	**853 210 55**	**853 210 60**
yellow	**853 310 54**	**853 310 55**	**853 310 60**
clear	**853 410 54**	**853 410 55**	**853 410 60**
blue	**853 510 54**	**853 510 55**	**853 510 60**

ACCESSORIES:

Connector for traffic light combinations (For further information see page 119)	**975 853 01**
Cable gland M 20 x 1.5 mm 8 mm thread length, required for protection rating IP 67	**975 853 02**



Time-saving alternative: The snap-on fixing bracket (included in assembly)

ADDITIONAL INFORMATION:

Save time installing the product

To fix the 853 beacon to the wall four holes have to be drilled. To speed things up the snap-on fixing bracket delivered with the beacon offers a time-saving alternative: simply drill two holes to attach the fixing bracket to the wall and snap the beacon onto it.

The cable can be fed through one of the eight self-sealing membranes without any tools saving 30% of the usual installation time. Once the cable has been connected to the terminals, the lens can be clipped onto the base and secured using the four captive quick-release screws.



Easy assembly due to quick-release screws

TECHNICAL DIAGRAMS:

see page 287

Sizes of Flashing Beacons



With cable gland

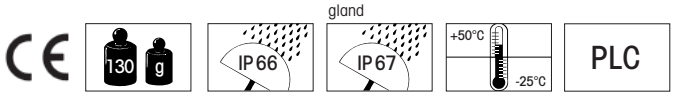

WERMA SIGNALTECHNIK