DATASHEET



EX-T1K 335-02Y

Data

Ordering data

Product type description	EX-T1K 335-02Y
Article number (order number)	101212073
EAN (European Article Number)	4030661448589
eCl@ss number, version 12.0	27-27-26-01
eCl@ss number, version 11.0	27-27-26-01
eCl@ss number, version 9.0	27-27-26-01
ETIM number, version 7.0	EC000030
ETIM number, version 6.0	EC000030

Approvals - Standards

Certificates	cULus IEC Ex CCC CCC EX DEKRA

Explosion protection

Explosion protection: regulations	EN IEC 60079-0 EN 60079-1 EN 60079-7 EN 60079-31
Explosion protection zones	1 21
Explosion protection category	2G 2D
Explosion protection designation	II 2G Ex d e IIC T6 Gb II 2D Ex tb IIIC T80°C Db
Manufacturer declaration	Additional simple electrical apparatus (Zone 0 and 20)

General data

Standards	BG-GS-ET-15 EN IEC 60947-5-1
Housing construction form	Norm construction design
Housing material	Metal, zinc die-cast
Housing coating material	painted
Gross weight	320 g

General data - Features

Safety functions	Yes
Number of safety contacts	2

Safety classification

Standards	EN ISO 13849-1
Mission time	20 Year(s)

Safety classification - Safety outputs

B_{10D} Normally-closed contact (NC)	20,000,000 Operations

Mechanical data

Actuating element	Offset roller lever
Mechanical life, minimum	1,000,000 Operations
Impact energy, maximum	7 J
Actuating force, minimum	17 N
Actuating speed, maximum	1 m/s
Note (Actuating speed)	Actuating speed with actuating angle 30° to switch axis
Note (Switchover time)	Switchover time in accordance with actuating speed

Mechanical data - Connection technique

Termination	Screw terminals M20 x 1.5
Cable cross-section of the cable glands, minimum	7 mm
Cable cross-section of the cable glands, maximum	12 mm
Cable section, minimum	1 mm²
Cable section, maximum	2.5 mm²
Note (Cable section)	All indications including the conductor ferrules.
Wire cross-section	13 AWG

Mechanical data - Dimensions

Length of sensor	38 mm
Width of sensor	40.5 mm
Height of sensor	118.5 mm

Ambient conditions

Degree of protection	IP65
Ambient temperature, maximum (Cable section 1mm2)	+50 °C
Ambient temperature, maximum (Cable section 2.5mm2)	+55 °C

Ambient conditions - Insulation values

Rated insulation voltage U_i	250 VAC 500 V
Rated impulse withstand voltage U_{imp}	4 kV

Electrical data

Thermal test current	5 A
Utilisation category AC-15	230 VAC
Utilisation category DC-13	24 VDC
Switching element	Opener (NC)
Switching principle	Slow action
Bounce duration, maximum	3 ms
Switching frequency	1,800 /h
Material of the contacts, electrical	Silver

Scope of delivery

Scope of delivery	Ex-certified screwed cable gland

Ordering code

Product type description:
EX-T(1) 335-(2)Y(3)-(4)-(5)

(1)

S	Plunger S
R	Roller plunger R
H	Roller lever H
10H	Rod lever 10H
7H	Roller lever 7H
7H-2138	Roller lever 7H for position switches with safety function
1K	Offset roller lever 1K
3K	Angle roller lever 3K

(2)

11	1 NO contacts/1 NC contact
02	2 NC contact
20	2 NO contacts (not suitable for safety applications)

(3)

UE	Slow action with overlapping contacts
without	Slow action with staggered contacts

(4)

2138	Roller lever 7H for position switches with safety function

(5)

RMS	Roller made from brass

Pictures

Product picture (catalogue individual photo)



ID: k335kf01
| 1.1 MB | .jpg | 352.778 x 784.225 mm - 1000 x 2223 px - 72 dpi
| 89.8 kB | .png | 74.083 x 164.747 mm - 210 x 467 px - 72 dpi
| 31.6 kB | .jpg | 55.386 x 123.472 mm - 157 x 350 px - 72 dpi

Dimensional drawing basic component

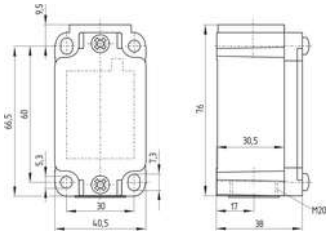

ID: k-335g01
| 27.9 kB | .cdr |
| 4.1 kB | .png | 74.083 x 52.211 mm - 210 x 148 px - 72 dpi
| 126.8 kB | .jpg | 352.778 x 248.708 mm - 1000 x 705 px - 72 dpi

Dimensional drawing basic component

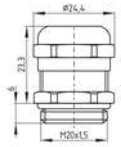

ID: 1xzm1g07
| 2.5 kB | .png | 74.083 x 51.153 mm - 210 x 145 px - 72 dpi
| 46.3 kB | .jpg | 352.778 x 243.769 mm - 1000 x 691 px - 72 dpi

Dimensional drawing actuator

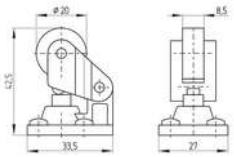

ID: 1k336g01
| 57.2 kB | .cdr |
| 7.0 kB | .png | 74.083 x 51.506 mm - 210 x 146 px - 72 dpi
| 71.4 kB | .jpg | 352.778 x 245.886 mm - 1000 x 697 px - 72 dpi

Switch travel diagram

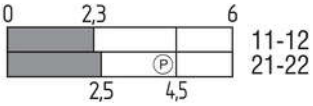

ID: kk335s09
| 20.3 kB | .cdr |
| 1.8 kB | .png | 74.083 x 22.931 mm - 210 x 65 px - 72 dpi
| 43.3 kB | .jpg | 352.778 x 109.714 mm - 1000 x 311 px - 72 dpi

K.A. Schmersal GmbH & Co. KG, Möddinghofe 30, 42279 Wuppertal
The details and data referred to have been carefully checked. Images may diverge from original. Further technical data can be found in the manual. Technical amendments and errors possible.
Generated on: 09/11/2023, 05:21