THE INFORMATION CONTAINED IN THIS DRAWING IS THE SOLE PROPERTY OF L-COM, INC. ANY REPRODUCTION IN PART OR WHOLE WITHOUT THE WRITTEN PERMISSION OF L-COM, INC. IS PROHIBITED.

RoHS Compliant ✔

REVISIONS			
REV	DESCRIPTION	DATE	APPROVED
A	INITIAL RELEASE	6/24/03	A.VAJANYI
B	ECN 4484: REDRAWN, UPDATE AND STRIPPING DIMS	1/12/10	B.PUCHASKI
C	ECN 6347: REVISED FERRULE CRIMP SIZE AND STRIPPING DIMS	8/16/12	D. FRISIELLO
D	ECN 6473: CHANGED CRIMP SIZE FROM .263" TO .213"	10/18/12	D. DESJARDIN

DESCRIPTION	MATERIAL	FINISH
CENTER CONTACTS	BRASS	GOLD
OUTER CONTACT	BRASS	NICKEL
SHELL	BRASS	NICKEL
CRIMP FERRULE	BRASS	NICKEL
GASKET	RUBBER	---
INSULATOR	TEFLON	---
RETAINING RING	BRASS	NICKEL

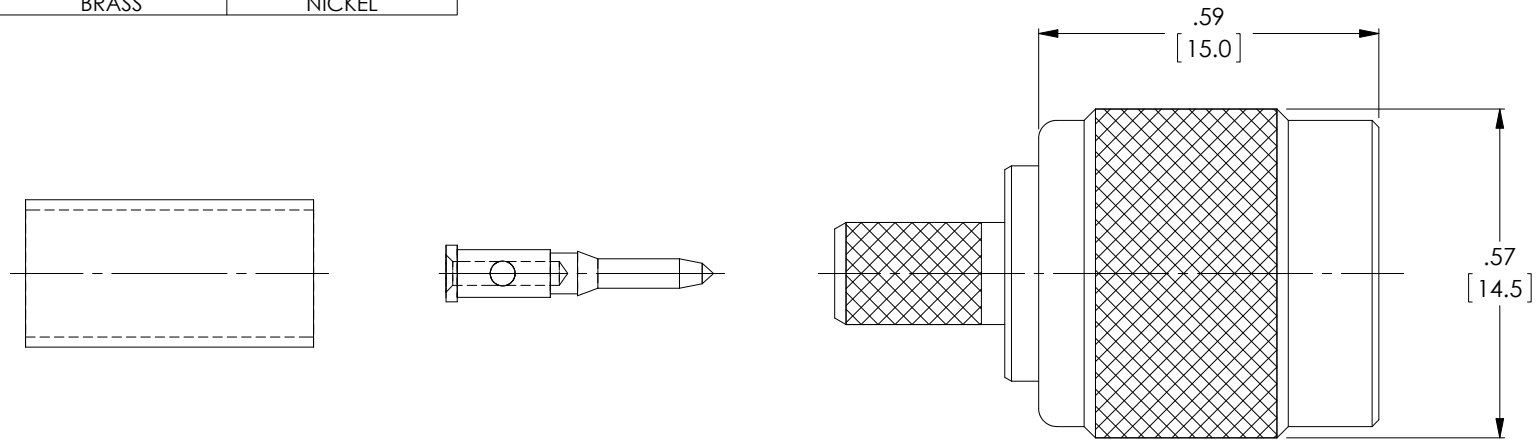

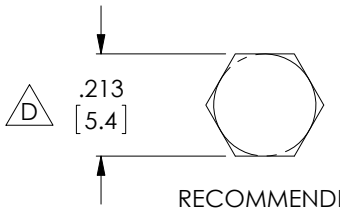

RECOMMENDED
FERRULE CRIMP SIZE

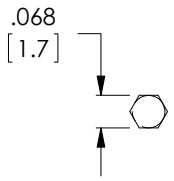

RECOMMENDED
PIN CRIMP SIZE

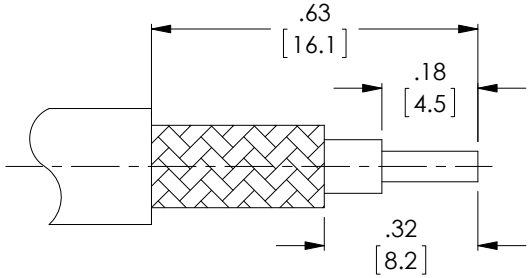

RECOMMENDED
CABLE STRIPPING

NOTES:

ELECTRICAL:
IMPEDANCE: 50 OHMS
WITHSTAND VOLTAGE: 1500V
FREQUENCY RANGE: 0~6 GHz
VSWR: ≤1.50 @ 0~6 GHz
DURABILITY: ≥ 500 CYCLE
CABLE RETENTION: > 40 POUNDS

MISCELLANEOUS:
COMPONENTS SHALL BE INDIVIDUALLY PACKAGED IN ACCORDANCE WITH L-COM SPECIFICATIONS PS-0031.

ALL DIMENSIONS ARE FOR REFERENCE ONLY.

UNLESS OTHERWISE SPECIFIED,
DIMENSIONS ARE IN INCHES [mm]
OVERALL CABLE LENGTH TOLERANCE:
≤12 [305] = +1 [25] / -0
>12 [305] ≤60 [1524] = +2 [51] / -0
>60 [1524] ≤120 [3048] = +4 [102] / -0
>120 [3048] ≤300 [7620] = +6 [152] / -0
>300 [7620] = +5% / -0%
ALL OTHER DIMENSIONAL TOLERANCES:
.X = ± .2
.XX = ± .02
.XXX = ±.005
PROJECTION

APPROVALS	DATE
DRAWN BY B.PUCHASKI	1/12/10
CHECKED BY M.AUDAS	1/12/10
APPROVED BY M.AUDAS	1/12/10

CONFIGURATION DETAILS OF UNDIMENSIONED FEATURES MAY VARY

COLOR VARIATIONS MAY OCCUR

1AB06-035

L-COM Global Connectivity
45 BEECHWOOD DRIVE
NORTH ANDOVER, MA
01845

CATEGORY
COAXIAL

PRODUCT DESCRIPTION
CON,TNC MALE CRIMP LMR195

SIZE	FSCM NO.	DWG. NO.	REV.
A	43321	ATM-1700	D

SCALE: NONE | CAD FILE: ATM-1700.SLDDRW | SHEET 1 OF 1