Sauls Wharf House
Crittens Road
Great Yarmouth
Norfolk, NR31 0AG

Telephone +44 (0)1493 602602
Email:sales@midasdisplays.com
Email:tech@midasdisplays.com
www.midasdisplays.com

Air Ultrasonic Ceramic Transducers 328ST/R160



Dimensions: dimensions are in mm

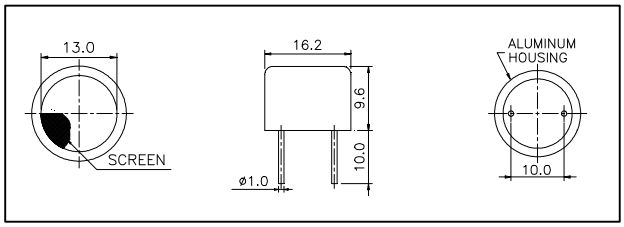

Impedance/Phase Angle vs. Frequency

Tested under 1Vrms Oscillation Level

328SR160 Impedance
328SR160 Phase
328ST160 Impedance
328ST160 Phase

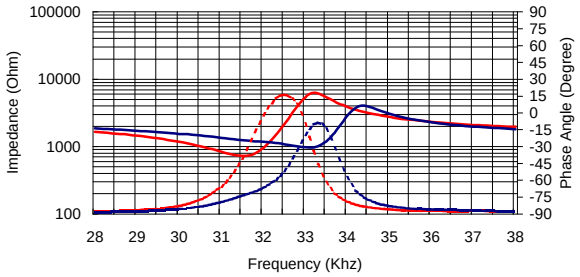

Specification

328ST160		Transmitter
328SR160		Receiver
Center Frequency		32.8±1.0Khz
Bandwidth (-6dB)	328ST160	2.5Khz
	328SR160	2.5Khz
Transmitting Sound Pressure Level at 32.8Khz; 0dB re 0.0002µbar per 10Vrms at 30cm		115dB min.
Receiving Sensitivity at 32.8Khz 0dB = 1 volt/µbar		-67dB min.
Capacitance at 1Khz	±20%	2400 pF
Max. Driving Voltage (cont.)		20Vrms
Total Beam Angle	-6dB	100° typical
Operation Temperature		-30 to 80°C
Storage Temperature		-40 to 85°C

All specification taken typical at 25°C
Closer frequency tolerance can be supplied upon request.

Sensitivity/Sound Pressure Level

Tested under 10Vrms @30cm

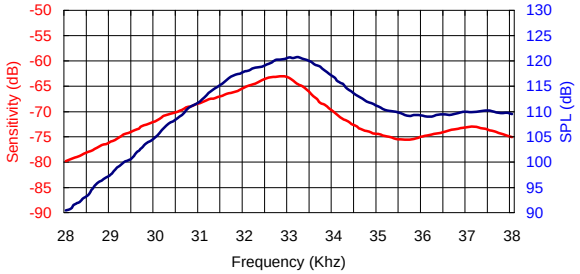

Beam Angle: Tested at 32.8Khz frequency

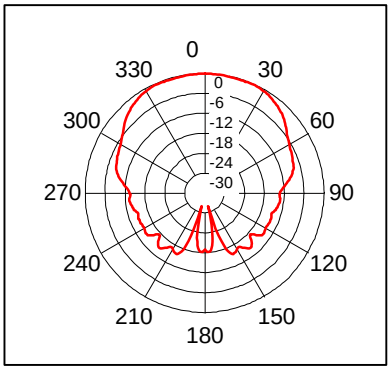

Model available:

1	328ST/R160	Aluminum Housing

328SR160 Receiver

Sensitivity Variation vs. Loaded Resistor

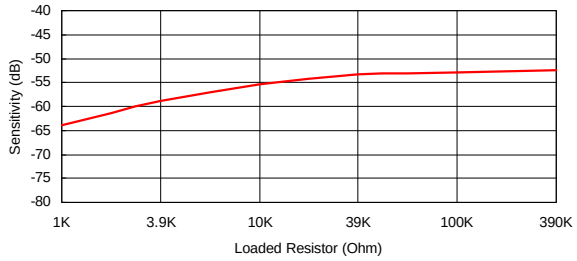

Center Frequency Shift vs. Loaded Resistor

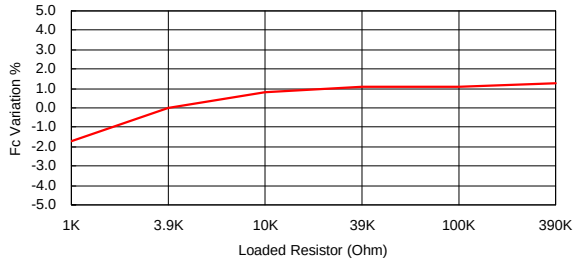

Sensitivity Variation vs. Temperature

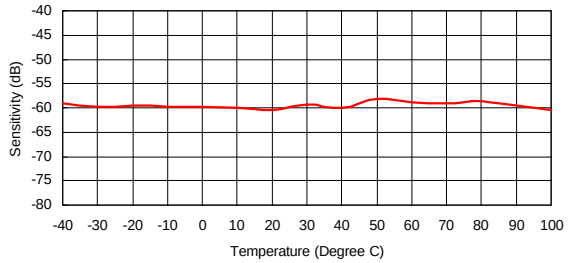

Center Frequency Shift vs. Temperature

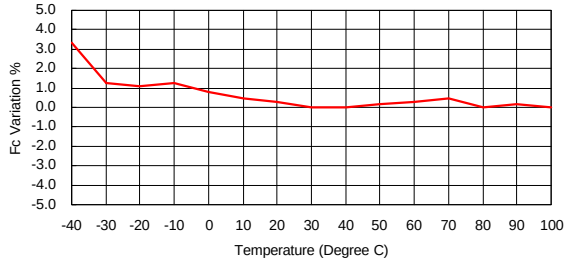

328ST160 Transmitter

SPL Variation vs. Driving Voltage

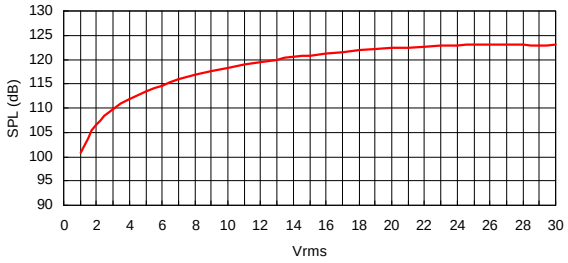

Center Frequency Shift vs. Driving Voltage

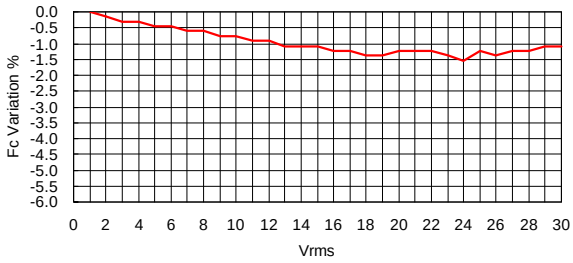

SPL Variation vs. Temperature

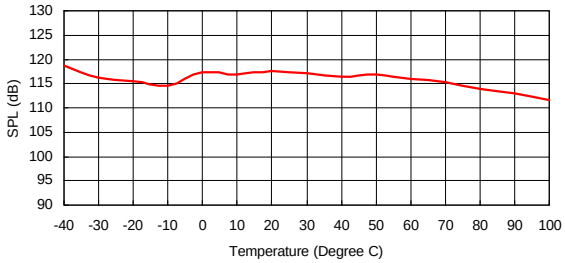

Center Frequency Shift vs. Temperature

