IEC Appliance Inlet C14, Screw-on Mounting, Front or Rear Side, Solder or Quick-connect Terminal



6100 with sealing to appliance



6100-3



6100-3 with sealing kit IP 54

C14

70° C

Description

- Panel Mount:
  Screw-on mounting from front or rear-side
- Appliance Inlet, Pin temperature 70 °C, Protection class I
- Variants with factory mounted inlet gasket and sealing kit for IP54 into the equipement and the pluggable power supply
- Solder terminals or quick connect terminals

Approvals

- VDE Certificate Number: 40015595
- UL File Number: E96454

Other versions on request

- Types for rivet mounting available upon request
- Types for enhanced glow wire test requirements acc. IEC 60695-2-12 and -13 for the use in unattended household equipment acc. IEC 60335-1

References

Alternative: protection class II version 6102-3
Alternative: version with line filter 5110; 5120

Weblinks

pdf-datasheet, html-datasheet, General Product Information, Approvals, CE declaration of conformity, RoHS, CHINA-RoHS, REACH, Mating Connectors, e-Shop, SCHURTER-Stock-Check, Distributor-Stock-Check, CAD-Drawings, Accessories, Wire Harnessing, Detailed request for product

Technical Data

Ratings IEC	10 A / 250 VAC; 50 Hz
Ratings UL/CSA	15 A / 250 VAC; 60 Hz
Dielectric Strength	> 2 kVAC between L-N > 2 kVAC between L/N-PE (1 min/50 Hz)
Allowable Operation Temp.	-25 °C to 70 °C
Degree of Protection	from front side IP 40 or IP 54 with sealing kit acc. to IEC 60529
Protection Class	Suitable for appliances with protection class I acc. to IEC 61140
Terminal	Solder terminals or quick connect terminals
Panel Thickness s	Screw: max 8 mm Mounting screw torque max 0.5 Nm
Material: Housing	Thermoplastic, black, UL 94V-0

Appliance Inlet	C14 acc. to IEC 60320, UL 498, CSA C22.2 no. 42 (for cold conditions) pin-temperature 70 °C, 10 A, Protection Class I

Dimensions

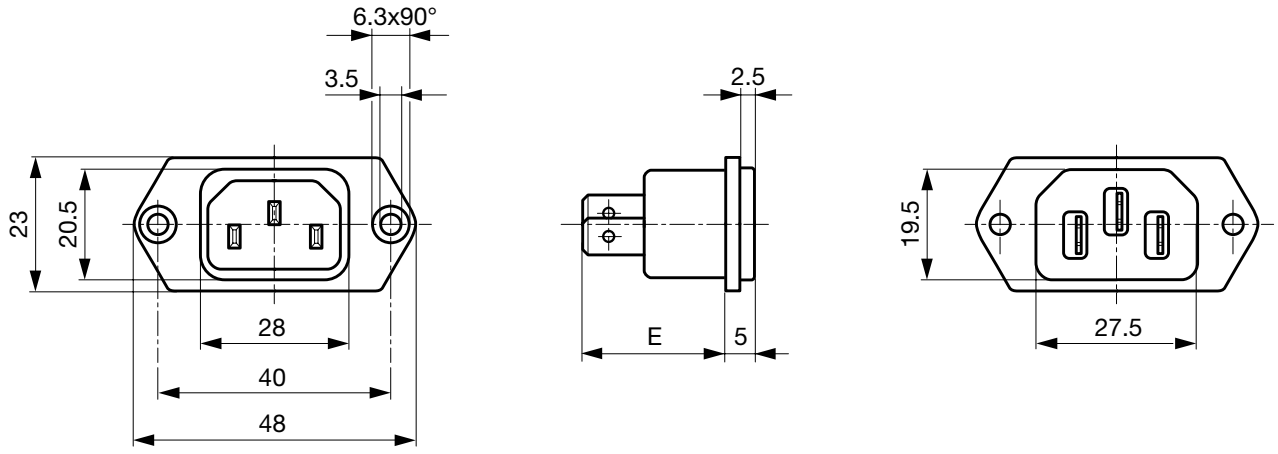

E: Solder terminals 20.5 mm
E: Quick connect terminals 23.5 mm

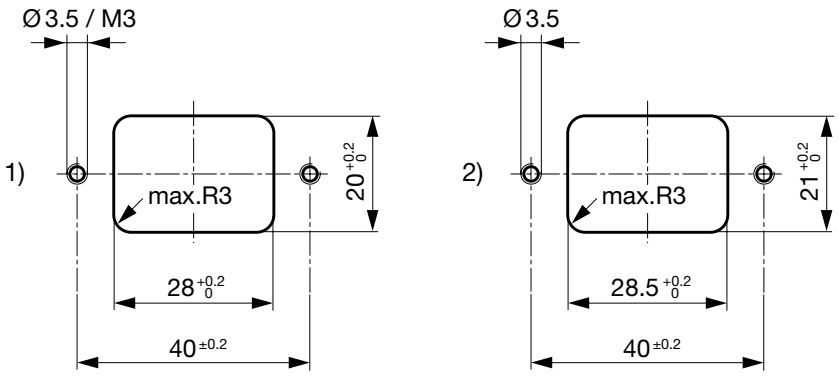

1) mounting from front-side
2) mounting from rear-side

Assembly Instructions

6100-3 incl. sealing kit for IP 54

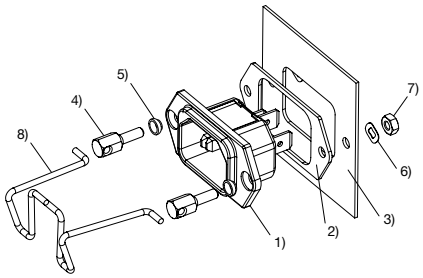

1) Appliance inlet 6100-3 with factory-mounted inlet gasket
2) Flat gasket
3) Chassis
4) Pillar
5) Gasket ring
6) Crinkle washer
7) Nut
8) Retaining clip

Mating cordsets to sealing kit

Part no	Country plug	Cable length	Cross section	Color
6000.0214	open end	2.0 m	3x1 mm2	black
6003.0215	EURO plug	2.5 m	3x1 mm2	black
6004.0215	EURO plug	2.5 m	3x1 mm2	black
6007.0212	EURO plug	1.0 m	3x1 mm2	black
6007.0214	EURO plug	2.0 m	3x1 mm2	black
6004.0114	EURO plug	2.0 m	3x0.75 mm2	black
6026.0215	Italy	2.5 m	3x1 mm2	black
6009.1315	North America	2.5 m	3x18 AWG	black
6047.6414	North America	2.0 m	3x0.75 mm2	black
6009.1214	North America	2.0 m	3x18 AWG	black
6011.0215	Switzerland	2.5 m	3x1 mm2	black
6044.0215	United Kingdom	2.5 m	3x1 mm2	black

All Variants

Type	Protection Class	Panel mounting	Panel Thickness s [mm]	Terminal	IP Protection Class Front Side	Order Number
6100-3	I	Screw	-	Quick connect terminals 4.8 x 0.8 mm	IP 40	6100.3200
6100-3	I	Screw	-	Quick connect terminals 4.8 x 0.8 mm	IP 54	6100.3200.33
6100-3	I	Screw	-	Quick connect terminals 6.3 x 0.8 mm	IP 40	6100.3300
6100-3	I	Screw	-	Quick connect terminals 6.3 x 0.8 mm	IP 54	6100.3300.33
6100-3	I	Screw	-	Solder terminals 3.5 x 0.8 mm	IP 40	6100.3100
6100-3	I	Screw	-	Solder terminals 3.5 x 0.8 mm	IP 54	6100.3100.33

Most Popular.

Availability for all products can be searched real-time:http://www.schurter.com/en/Stock-Check/Stock-Check-SCHURTER

The variants IP54 (6100.xxxx.33) include the inlet with factory mounted inlet gasket and the kit for IP protection to the equipment and for the power connector incl. a cord retaining for a specific cord connector. Samples can be ordered with suffix ".H" (e.g. 6100.3100.33.H).

Articles for enhanced glow wire test requirements acc. IEC 60695-2-12 and -13 can be ordered with ending ".15" (xxxx.xxxx.15). They are suitable for the use in unattended household equipment acc. IEC 60335-1.

Packaging unit 50 Pcs

Accessories

Description



Wire Harness
Wire harness for SCHURTER products



Assorted Covers
Rear Cover



Cord retaining kits
Cord retaining strain relief

Mating Outlets/Connectors

Category / Description



Appliance Outlet Overview complete

IEC Appliance Outlet F, Screw-on Mounting, Front Side, Solder Terminal	4787
IEC Appliance Outlet F, Snap-in Mounting, Front Side, Solder or Quick-connect Terminal	4788
IEC Appliance Outlet F or H, Screw-on Mounting, Front Side, Solder, PCB or Quick-connect Terminal	5091
Appliance Outlet further types to 6100-3	



Connector Overview complete

IEC Connector C13, Rewireable, Straight	4782
IEC Connector C13, Rewireable, Straight	4022
IEC Connector C13, Rewireable, Angled	4785
IEC Connector C13, Rewireable, Angled	4300-06
IEC Connector C13, Rewireable, Angled	4012
Connector further types to 6100-3	...

22.04.2015

The specifications, descriptions and illustrations indicated in this document are based on current information. All content is subject to modifications and amendments. Information furnished is believed to be accurate and reliable. However, users should independently evaluate the suitability and test each product selected for their own applications.